

THE OHIO COURTS SUMMARY
2001

THE SUPREME COURT OF OHIO

Chief Justice Thomas J. Moyer

Justice Andy Douglas

Justice Alice Robie Resnick

Justice Francis E. Sweeney

Justice Paul E. Pfeifer

Justice Deborah L. Cook

Justice Evelyn Lundberg Stratton

Steven C. Hollon
Administrative Director

Supreme Court of Ohio
30 East Broad Street
Columbus, Ohio 43215-3431

OHIO COURTS SUMMARY STAFF

Director of Judicial & Court Services Douglas R. Stephens

Report Production and Graphics Douglas R. Stephens
Patty Fry

Data Entry Gretchen Holdren

Computer Program Development John Crossman
Mark Dutton

The Supreme Court of Ohio

The Supreme Court of Ohio is pleased to issue the 45th edition of the Ohio Courts Summary, which provides a statistical picture of the Ohio court system.

The 2001 Ohio Courts Summary reflects a record number of new cases were filed in Ohio courts. A total of 3,352,364 cases were filed in Ohio courts in 2001: 2,284 in the Supreme Court; 10,480 in the courts of appeals; 185,948 in the courts of common pleas-general division; 79,830 in the domestic relations courts; 99,455 in the probate courts; 281,125 in the juvenile courts; 2,407,314 in the municipal courts; and 284,769 in the county courts.

The Ohio Courts Summary will be useful to the bench, the bar, court personnel, and others involved in Ohio's judicial system. It also will inform Ohioans as to how their court system is serving them.

The Ohio Courts Summary is a reflection of the dedication and commitment of our judges and court personnel. We appreciate their assistance in preparing this report. Together, we will continue to maintain excellence in the administration of justice in Ohio.



THOMAS J. MOYER
Chief Justice

TABLE OF CONTENTS

	Page
DESCRIPTIONS OF OHIO COURTS	
Structure of the Ohio Judicial System	1
Supreme Court of Ohio.....	2
Courts of Appeals	3
Appellate District Map.....	4
Court of Claims.....	5
Courts of Common Pleas	5
Jurisdictional Distribution	7
Municipal and County Courts.....	8
Mayor's Court.....	9
All Ohio Courts Total New Cases Filed 1997-2001	10
SUPREME COURT OF OHIO	
Supreme Court Caseload Details	11
COURTS OF APPEALS	
Overall Caseloads	15
Statewide New Cases Filed and Total Terminations	
Comparison (graph)	16
New Cases Filed Comparison (graph)	16
Criminal Appeals	17
Civil Appeals	18
Miscellaneous Matters	19
Domestic Relations, Juvenile, and Probate Appeals.....	20
Average New Cases Filed Per Judge (graph).....	21
COURT OF CLAIMS	
Overall Caseloads (Including Victims of Crime Claims)	22
COURTS OF COMMON PLEAS	
General Division	
Composite Report Form for Entire State	23
Overall Caseloads	24
Professional Tort.....	26
Product Liability	30
Other Torts	34
Workers' Compensation.....	38
Foreclosures	42
Administrative Appeal.....	46
Complex Litigation.....	50
Other Civil	54
Total Civil.....	58
Criminal	62

Statewide New Criminal Cases Filed and Total Terminations Comparison (graph).....	66
New Cases Filed Comparison (graph).....	66

COURTS OF COMMON PLEAS

Domestic Relations Division

Composite Report Form for Entire State.....	67
Overall Caseloads.....	68
Terminations of Marriages.....	70
Domestic Violence.....	74
Statewide New Cases Filed and Total Terminations Comparison (graph).....	78

COURTS OF COMMON PLEAS

Probate Division

Composite Report Form for Entire State.....	79
Overall Caseloads.....	80
Decedents' Estates and Wrongful Death.....	82
Guardianships.....	84
Conservatorships, Testamentary Trusts, and Civil Actions.....	86
Miscellaneous Activities.....	88
Statewide New Cases Filed and Total Terminations Comparison (graph).....	90

COURTS OF COMMON PLEAS

Juvenile Division

Composite Report Form for Entire State.....	91
Overall Caseloads.....	92
Delinquency.....	94
Unruly.....	98
Dependency, Neglect, or Abuse.....	102
Statewide New Cases Filed and Total Terminations Comparison (graph).....	106

MUNICIPAL COURTS

Composite Administrative Judge Report Form for Entire State.....	107
Composite Individual Judge Report Form for Entire State.....	108
New Cases Filed Comparison (graph).....	109
Overall Caseloads.....	110
Felony.....	112
Statewide New Felony Cases Filed and Total Terminations Comparison (graph).....	116

Statewide New Misdemeanor Cases Filed and Total	
Terminations Comparison (graph)	116
Misdemeanor	117
O.M.V.I.	121
Statewide New O.M.V.I. Cases Filed and Total	
Terminations Comparison (graph)	125
Statewide New Other Traffic Cases Filed and Total	
Terminations Comparison (graph)	125
Other Traffic	126
Personal Injury and Property Damage	130
Statewide New Personal Injury and Property Damage	
Cases Filed and Total Terminations Comparison (graph)	134
Statewide New Contracts Cases Filed and Total	
Terminations Comparison (graph)	134
Contracts	135
F.E.D.	139
Statewide New F.E.D. Cases Filed and Total	
Terminations Comparison (graph)	143
Statewide New Other Civil Cases Filed and Total	
Terminations Comparison (graph)	143
Other Civil	144
Small Claims.....	148
Statewide New Small Claims Cases Filed and Total	
Terminations Comparison (graph)	152

COUNTY COURTS

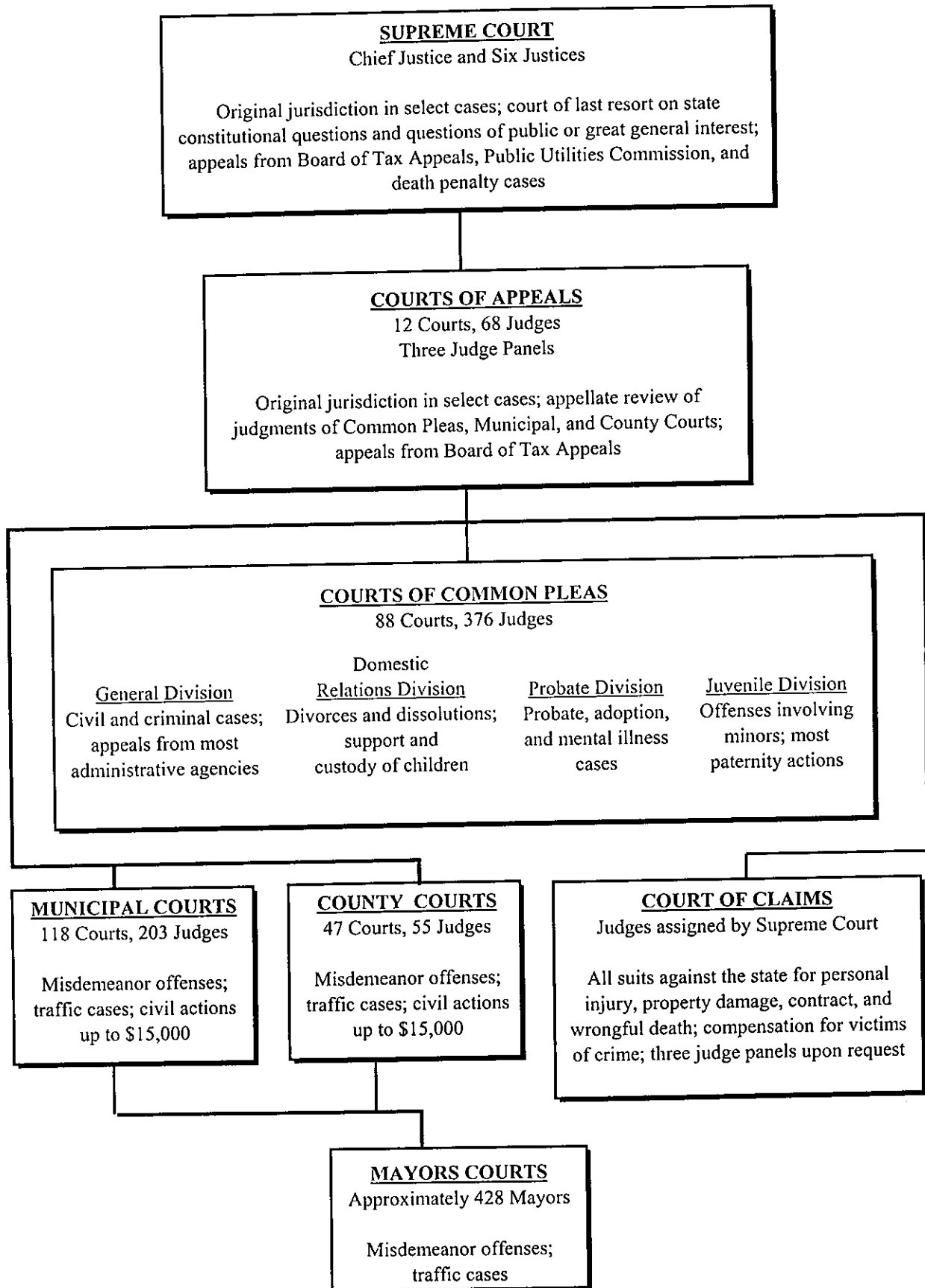
Composite Administrative Judge Report	
Form for Entire State.....	153
Composite Individual Judge Report	
Form for Entire State.....	154
Overall Caseloads	155
Felony	156
Statewide New Felony Cases Filed and Total	
Terminations Comparison (graph)	158
Statewide New Misdemeanor Cases Filed and Total	
Terminations Comparison (graph)	158
Misdemeanor	159
O.M.V.I.	161
Statewide New O.M.V.I. Cases Filed and Total	
Terminations Comparison (graph)	163
Statewide New Other Traffic Cases Filed and Total	
Terminations Comparison (graph)	163
Other Traffic	164
Personal Injury and Property Damage	166
Statewide New Personal Injury and Property Damage	
Cases Filed and Total Terminations Comparison (graph)	168
Statewide New Contracts Cases Filed and Total	
Terminations Comparison (graph)	168
Contracts	169
F.E.D.	171
Statewide New F.E.D. Cases Filed and Total	
Terminations Comparison (graph)	173
Statewide New Other Civil Cases Filed and Total	
Terminations Comparison (graph)	173

Other Civil	174
Small Claims.....	176
Statewide New Small Claims Cases Filed and Total Terminations Comparison (graph)	178
New Cases Filed Comparison (graph)	178

DEFINITIONS

Courts of Common Pleas, Municipal and County Courts	179
Municipal and County Courts Only	181

STRUCTURE OF THE OHIO JUDICIAL SYSTEM - 2001



SUPREME COURT OF OHIO

The Supreme Court of Ohio is established by Article IV, Section 1 of the Ohio Constitution, which provides that: "The judicial power of the state is vested in a supreme court, courts of appeals, courts of common pleas and divisions thereof, and such other courts inferior to the supreme court as may from time to time be established by law."

Article IV, Section 2 of the Constitution sets the size of the court at seven, a chief justice and six justices, and outlines the jurisdiction of the Court.

The Supreme Court is the court of last resort on questions of Ohio law and the Ohio Constitution. Most of its cases are appeals from the twelve district courts of appeals. The Court may grant leave to appeal criminal cases from the courts of appeals and may direct a court of appeals to send cases ("certify the record") that are found to be "of public or great general interest."

The Supreme Court is required to accept appeals of cases that originated in a court of appeals, cases in which the death penalty was imposed, cases involving an interpretation of the United States Constitution or the Ohio Constitution, and cases in which a court of appeals opinion conflicts with a decision from another court of appeals. The Supreme Court also must accept appeals from the Board of Tax Appeals and the Public Utilities Commission.

The Supreme Court has original jurisdiction for certain special remedies that permit a person to file an action directly in the Supreme Court. These extraordinary remedies include writs of habeas corpus (involving the release of persons allegedly unlawfully imprisoned or committed), writs of mandamus (ordering a public official to perform a required act), writs of procedendo (ordering a lower court to proceed to judgment), writs of prohibition (ordering a judicial or quasi-judicial officer to cease an unlawful act), and writs of quo warranto (alleging usurpation, misuse, or abuse of public office or corporate office or franchise).

The Supreme Court adopts rules governing practice and procedure in Ohio's courts, which must be filed with the General Assembly. These rules become effective unless both houses of the General Assembly adopt a concurrent resolution of disapproval. The Supreme Court also exercises general superintendence over all state courts through its rule-making authority. The rules of superintendence set minimum standards for court administration. Unlike procedural rules, rules of superintendence do not have to be submitted to the General Assembly.

The Supreme Court is responsible for the admission of attorneys to the practice of law in Ohio and has authority for the discipline of judges and attorneys for violation of their respective codes of conduct. The Court also has responsibility for complaints alleging the unauthorized practice of law.

The Chief Justice has the authority to assign judges to courts for temporary duty when the court has an unusually heavy volume of cases; a judge has been removed from a case because of bias, prejudice, or interest; or a judge has removed himself or herself from a particular case.

The Chief Justice and six justices are elected in even-numbered years to six-year terms on a nonpartisan ballot. A person must be an attorney with at least six years of experience in the practice of law to be elected or appointed to the Supreme Court. The Governor makes appointments to fill vacancies on the Supreme Court that occur between elections.

COURTS OF APPEALS

The courts of appeals are established by Article IV, Section 1 of the Ohio Constitution, and their jurisdiction is outlined in Article IV, Section 3. As intermediate level appellate courts, their primary function is to hear appeals from the common pleas, municipal, and county courts. Each case is heard and decided by a three-judge panel.

The state is divided into twelve appellate districts by Article IV, Section 3 of the Ohio Constitution and section 2501.01 of the Revised Code. Each district is served by a court of appeals that sits in each of the counties in that district. The number of judges in each district depends on a variety of factors, including the court's caseload and the size of the district. The number of judges in each district varies from three to twelve.

In addition to appellate jurisdiction, the courts of appeals have original jurisdiction, as does the Supreme Court, to hear applications for writs of habeas corpus, mandamus, procedendo, prohibition, and quo warranto. The Tenth District Court of Appeals in Franklin County also hears appeals from the Court of Claims.

In 2001, there were 68 court of appeals judges. Court of appeals judges are elected in even-numbered years to six-year terms on a nonpartisan ballot. Appellate judges must be attorneys with at least six years of experience in the practice of law. The Governor makes appointments to fill vacancies in courts of appeals that occur between elections.

COURTS OF APPEALS 2001 DISTRICT MAP



<u>DISTRICT</u>	<u>NUMBER OF JUDGES</u>	<u>NUMBER OF COUNTIES</u>	<u>TOTAL 2000 POPULATION</u>	<u>POPULATION PER JUDGE</u>
FIRST	6	1	845,303	140,884
SECOND	5	6	1,042,757	208,551
THIRD	4	17	782,234	195,559
FOURTH	4	14	616,789	154,197
FIFTH	6	15	1,364,704	272,941
SIXTH	5	8	899,206	179,841
SEVENTH	4	8	587,680	146,920
EIGHTH	12	1	1,393,978	116,165
NINTH	5	4	1,090,222	218,044
TENTH	8	1	1,068,978	133,622
ELEVENTH	5	5	798,311	199,578
TWELFTH	<u>4</u>	<u>8</u>	<u>862,978</u>	<u>215,745</u>
	68	88	11,353,140	172,017

THE COURT OF CLAIMS

The Court of Claims, created by the General Assembly in 1975 by Chapter 2743. of the Revised Code, is the only statutory court in Ohio with statewide jurisdiction. The Court of Claims has exclusive jurisdiction in all civil actions against the State of Ohio and has jurisdiction to administer claims for compensation from victims of crime. Judges of the Court of Claims must be incumbent or retired justices or judges of the Supreme Court, courts of appeals, or courts of common pleas, and sit by temporary assignment of the Chief Justice of the Supreme Court.

COURTS OF COMMON PLEAS

The courts of common pleas, the only trial courts created by the Ohio Constitution, are established by Article IV, Section 1 of the Constitution. The jurisdiction of courts of common pleas is outlined in Article IV, Section 4.

There is a court of common pleas in each of the 88 counties. Courts of common pleas have original jurisdiction in all criminal felony cases and all civil cases in which the amount in controversy exceeds \$500. Courts of common pleas have appellate jurisdiction over the decisions of some state administrative agencies.

Most courts of common pleas have specialized divisions created by statute to decide cases involving juveniles, probate matters, and domestic relations matters. Only seven counties have courts of common pleas with no specialized divisions: Adams, Harrison, Henry, Morgan, Morrow, Noble, and Wyandot counties.

In 2001, there were 376 common pleas judges in Ohio. Of these, 149 had general jurisdiction only; 77 had general and domestic relations jurisdiction; seven had general jurisdiction plus domestic relations, probate and juvenile; 27 had domestic relations jurisdiction only; 17 had domestic relations and juvenile jurisdiction; 17 had juvenile jurisdiction only; 17 had probate jurisdiction only, 64 had probate and juvenile jurisdiction, and one had domestic relations, probate, and juvenile jurisdiction.

Common pleas judges are elected in odd-numbered years to six-year terms on a nonpartisan ballot. A person must be an attorney with at least six years of experience in the practice of law to

Juvenile Division

Juvenile divisions are branches of either the probate or domestic relations division of courts of common pleas in all counties except Butler, Cuyahoga, Greene, Hamilton, Lake, Lucas, Mahoning, Montgomery, and Summit counties, in which there are separate juvenile divisions of the court of common pleas.

Juvenile divisions hear cases involving persons under eighteen years of age, and cases dealing with unruly, abused, dependent, and neglected children. Juvenile courts also have jurisdiction in adult cases involving paternity, child abuse, nonsupport, contributing to the delinquency of minors, and the failure to send children to school.

Domestic Relations Division

The domestic relations divisions of the courts of common pleas exist in most counties together with another division. However, Allen, Butler, Clermont, Cuyahoga, Fairfield, Greene, Hamilton, Lake, Licking, Lucas, Mahoning, Medina, Montgomery, Portage, Scioto, Summit, and Warren counties have separate domestic relations divisions. All domestic relations divisions have jurisdiction over proceedings involving divorce or dissolution of marriage, annulment, separation, spousal support, child support, and visitation, and the allocation of parental rights and responsibilities for the care of minor children.

Probate Division

The Ohio Constitution of 1851 provided that probate courts were to be established as separate independent courts with jurisdiction over the probate of wills and supervision of the administration of estates and guardianships. In 1968, under the Modern Courts Amendment of the Ohio Constitution, the probate courts became divisions of the courts of common pleas. Probate divisions also have jurisdiction over the issuance of marriage licenses, adoption proceedings, determination of sanity or mental competence, and certain eminent domain proceedings.

**COURTS OF COMMON PLEAS
JURISDICTIONAL DISTRIBUTION
2001**

	<u>NUMBER OF COUNTIES</u>	<u>NUMBER OF JUDGES</u>
General Division Only	25	149
Domestic Relations Only	17	27
Probate Only	16	17
Juvenile Only	9	17
General and Domestic Relations	56	77
Domestic Relations and Juvenile	7	17
Domestic Relations, Probate, and Juvenile	1	1
Juvenile and Probate	64	64
General, Domestic Relations, Probate and Juvenile	7	7
		<u>376</u>

MUNICIPAL AND COUNTY COURTS

Municipal and county courts are created by the General Assembly in Chapters 1901. and 1907. respectively of the Revised Code. The territorial jurisdiction of municipal courts is established by statute; county courts serve areas of a county that are not served by a municipal court.

The subject matter jurisdiction of municipal and county courts is nearly identical. Both municipal and county courts have the authority to conduct preliminary hearings in felony cases and jurisdiction over misdemeanors. These courts also have limited civil jurisdiction. They may only handle civil cases in which the amount in controversy does not exceed \$15,000.

When justices of the peace were eliminated by Ohio law, municipal and county courts assumed their duties. Therefore, municipal and county court judges are the only judges, other than probate judges, who may perform marriages.

In 2001, there were 118 municipal courts with a total of 203 judges, and 47 county courts with a total of 55 judges. Municipal court judges are elected to six-year terms on a nonpartisan ballot. Statutes provide for 22 part-time municipal courts and 96 full-time municipal courts. Three courts have specialized divisions: Cleveland Municipal Court - Housing Division, Toledo Municipal Court - Housing Division, and Franklin County Municipal Court - Environmental Division. Municipal court judges may have jurisdiction in one or more municipalities, in adjacent townships, or throughout the entire county.

County court judges are elected to six-year terms on a nonpartisan ballot. All county court judges serve part-time.

Municipal and county court judges must be attorneys with at least six years experience in the practice of law. The Governor makes appointments to fill vacancies in municipal and county courts that occur between elections.

MAYOR'S COURTS

Mayor's courts are statutory courts created pursuant to Chapter 1905. of the Revised Code. Mayor's courts have jurisdiction to hear any prosecutions for the violation of an ordinance of the municipal corporation, the violation of a vehicle parking or standing ordinance of the municipal corporation unless the violation is required to be handled by a parking violations bureau, and violations occurring on a state highway located within the boundaries of the municipal corporation. The jurisdiction of a mayor's court over drug or alcohol related traffic offenses is limited to first time violations.

The elected or appointed mayor of a municipal corporation has authority to act as the presiding officer of the municipal corporation's mayor's court or, pursuant to section 1905.05 of the Revised Code, may appoint a mayor's court magistrate to preside. In addition, the Mayor's Court Education and Procedure Rules, adopted by the Supreme Court pursuant to sections 1905.03 and 1905.031 of the Revised Code, require mayors who operate a mayor's court to comply with annual educational requirements.

Determinations of a mayor's court may be appealed to the appropriate municipal or county court. An appeal proceeds as a new trial in the municipal or county court.

In 2001, there were approximately 428 mayor's courts.

Mayor's courts are not governed by rules of superintendence adopted by the Supreme Court and are not courts of record and are considered part of the executive branch of municipal government. Therefore, mayor's courts are not required to file case activity reports.

**ALL OHIO COURTS
TOTAL NEW CASES FILED
1997-2001**

<u>COURT</u>	<u>1997</u>	<u>1998</u>	<u>1999</u>	<u>2000</u>	<u>2001</u>
SUPREME COURT	2,730	2,728	2,327	2,355	2,284
COURTS OF APPEALS	12,488	11,713	10,762	10,394	10,480
COURT OF CLAIMS	1,256	1,094	1,420	1,225	1,159
COURTS OF COMMON PLEAS					
GENERAL DIVISION	165,452	149,088	161,088	167,885	185,948
DOMESTIC RELATIONS DIVISION	78,650	77,318	75,489	78,230	79,830
PROBATE DIVISION	99,302	100,494	99,898	99,206	99,455
JUVENILE DIVISION	306,539	300,921	284,570	261,655	281,125
MUNICIPAL COURTS	2,218,041	2,329,763	2,308,323	2,329,949	2,407,314
COUNTY COURTS	243,217	274,064	281,788	283,882	284,769
STATEWIDE	3,127,675	3,247,183	3,225,665	3,234,781	3,352,364

SUPREME COURT OF OHIO
CASES FILED
2001

<i>JURISDICTIONAL APPEALS</i>	
Claimed Appeals of Right	22
Discretionary Appeals (Non-Felony)	1,028
Discretionary Appeals (Felony)	502
Death Penalty Postconviction Appeals	25
Appeals Involving Termination of Parental Rights/Adoption	<u>32</u>
TOTAL	1,609

<i>MERIT DOCKET</i>	
Original Actions	145
Habeas Corpus Cases	38
Direct Appeals	139
Certified Conflicts	25
Appeals from Board of Tax Appeals	36
Appeals from Public Utilities Commission	10
Appeals from Power Siting Board	1
Death Penalty Cases	11
Certified Questions of State Law	14
Murnahan Appeals	121
Appeals of Election Contest under R.C. 3515.15	0
Appeals under R.C. 4121.25	0
Appeals of Right	<u>0</u>
TOTAL	540

<i>PRACTICE OF LAW CASES</i>	
Disciplinary Cases	119
Admissions Cases	5
Other Practice Law Cases	<u>11</u>
TOTAL	135

TOTAL NUMBER OF CASES FILED 2,284

SUPREME COURT OF OHIO
FINAL DISPOSITIONS
2001

JURISDICTIONAL APPEALS (JURISDICTION DECLINED, LEAVE TO APPEAL DENIED AND/OR APPEAL DISMISSED)

Claimed Appeals of Right	23
Discretionary Appeals (Non-Felony)	953
Discretionary Appeals (Felony)	387
Death Penalty Postconviction Appeals	24
Appeals Involving Termination of Parental Rights/Adoption	25
TOTAL	1,412

MERIT DOCKET

Original Actions	145
Habeas Corpus Cases	44
Direct Appeals	168
Certified Conflicts	33
Appeals from Board of Tax Appeals	33
Appeals from Public Utilities Commission	14
Appeals from Power Siting Board	1
Death Penalty Cases	11
Merit Cases Pursuant to Allowance	131
Certified Questions of State Law	7
Murnahan Appeals	112
Appeals of Election Contest under R.C. 3515.15	1
Appeals under R.C. 4121.25	0
Appeals of Right	0
TOTAL	700

TOTAL NUMBER OF FINAL DISPOSITIONS 2,112

DISCRETIONARY APPEALS & CLAIMED APPEALS OF RIGHT ALLOWED 2001

Claimed Appeals of Right	1
Discretionary Appeals (Non-Felony)	107
Discretionary Appeals (Felony)	13
TOTAL	121

SUPREME COURT OF OHIO
PRACTICE OF LAW CASES
2001

CASES FILED

DISCIPLINARY CASES

Regular disciplinary cases	80
Consent to discipline cases	1
Mental illness suspension cases	0
Automatic suspensions for felony convictions	10
Automatic suspensions for child support noncompliance	1
Interim remedial suspensions	1
Resignations	12
Reciprocal discipline cases	8
Disciplinary cases involving judges	5
Judicial cases filed pursuant to Gov. Jud. R. III	0
Judicial campaign cases	0
Miscellaneous disciplinary matters	1
TOTAL	119

ADMISSIONS CASES

Character and fitness cases	5
Miscellaneous admission matters	0
TOTAL	5

OTHER PRACTICE OF LAW CASES

Cases relating to the unauthorized practice of law	10
Other cases relating to the practice of law	1
TOTAL	11

FINAL DISPOSITIONS

DISCIPLINARY CASES

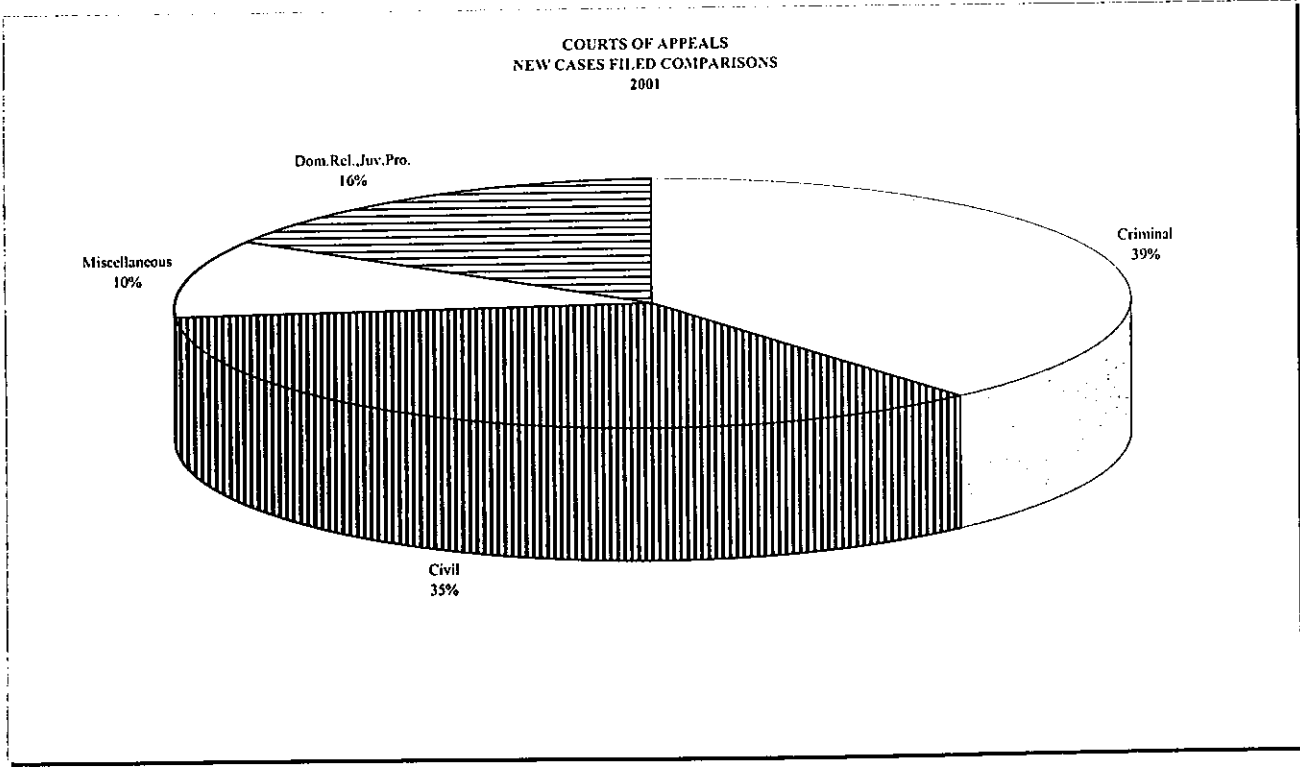
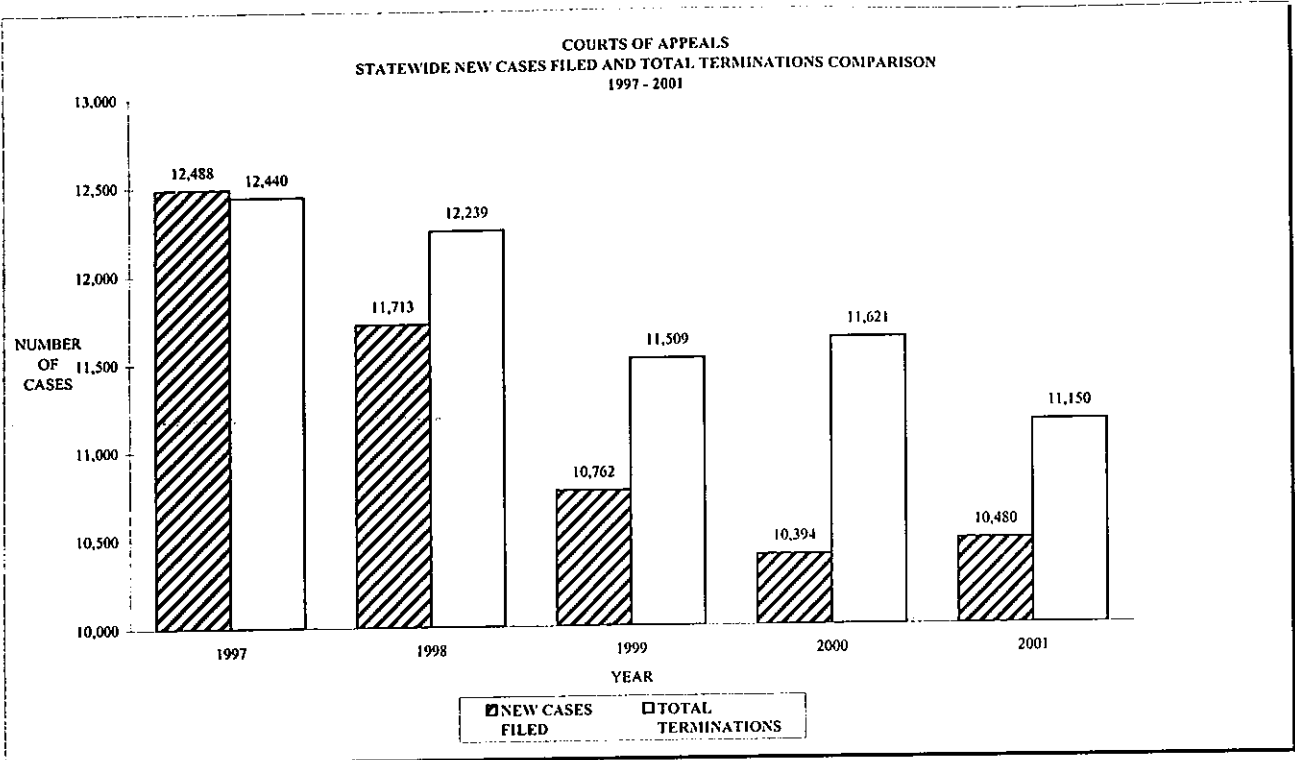
Public reprimands	5
Definite suspensions	11
Definite suspensions with probation	10
Suspensions pending compliance	0
Indefinite suspensions	16
Disbarments	13
Regular disciplinary cases dismissed by the Court	3
Mental illness suspensions	0
Automatic suspensions for felony convictions	11
Automatic suspensions for felony convictions dismissed	1
Automatic suspensions for child support noncompliance	1

SUPREME COURT OF OHIO
PRACTICE OF LAW CASES (continued)
2001

Interim remedial suspensions	1
Resignations	2
Resignations with disciplinary action pending	12
Resignations denied	0
Judicial cases under Gov. Jud. R. III where Court imposed sanction	0
Judicial campaign cases decided by five-judge commission	0
Miscellaneous disciplinary matters	<u>0</u>
TOTAL	86
 <i>ADMISSIONS CASES</i>	
Character and fitness cases	3
Miscellaneous admissions matters	<u>0</u>
TOTAL	3
 <i>OTHER PRACTICE OF LAW CASES</i>	
Cases relating to the unauthorized practice of law	2
Other cases relating to the practice of law	<u>2</u>
TOTAL	4

**COURTS OF APPEALS
OVERALL CASELOADS
2001**

	<i>NUMBER OF JUDGES</i>	<i>CASES PENDING JANUARY 1</i>	<i>NEW CASES FILED</i>	<i>TRANSFERRED IN OR REACTIVATED</i>	<i>TOTAL CASES</i>	<i>-----TERMINATED BY-----</i>				<i>TOTAL TERMIN- ATIONS</i>	<i>CASES PENDING DECEMBER 31</i>
						<i>DECISION OR OPINION</i>	<i>DIS- MISSAL</i>	<i>BANK- RUPTCY STAY</i>	<i>OTHER TERMIN- ATIONS</i>		
FIRST DISTRICT	6	497	793	24	1,314	582	286	0	0	868	446
SECOND DISTRICT	5	490	888	10	1,388	619	232	0	1	851	537
THIRD DISTRICT	4	175	451	6	632	236	165	1	2	402	230
FOURTH DISTRICT	4	336	424	6	766	340	173	2	4	515	251
FIFTH DISTRICT	6	559	1,189	11	1,759	743	399	6	0	1,148	611
SIXTH DISTRICT	5	415	812	22	1,249	479	363	2	24	844	405
SEVENTH DISTRICT	4	630	466	13	1,109	422	194	1	0	617	492
EIGHTH DISTRICT	12	1,003	1,649	91	2,743	1,058	578	8	142	1,644	1,099
NINTH DISTRICT	5	516	952	33	1,501	615	421	3	8	1,039	462
TENTH DISTRICT	8	826	1,485	24	2,335	1,123	454	1	0	1,578	757
ELEVENTH DISTRICT	5	597	716	28	1,341	538	191	6	1	735	606
TWELFTH DISTRICT	4	428	655	12	1,095	378	309	0	42	687	408
STATEWIDE	68	6,472	10,480	280	17,232	7,133	3,765	30	224	11,152	6,080



COURTS OF APPEALS
CRIMINAL CASELOADS
2001

	NUMBER OF JUDGES	CASES PENDING JANUARY 1	NEW CASES FILED	TRANSFERRED IN OR REACTIVATED	TOTAL CASES	-----TERMINATED BY-----				TOTAL TERMIN- ATIONS	CASES PENDING DECEMBER 31
						DECISION OR OPINION	DIS- MISSAL	BANK- RUPTCY STAY	OTHER TERMIN- ATIONS		
FIRST DISTRICT	6	298	410	17	725	374	118	0	0	492	233
SECOND DISTRICT	5	285	460	3	748	335	98	0	0	433	315
THIRD DISTRICT	4	84	163	3	250	99	68	0	0	167	83
FOURTH DISTRICT	4	144	161	1	306	144	53	0	1	198	108
FIFTH DISTRICT	6	236	479	3	718	324	122	0	0	446	272
SIXTH DISTRICT	5	203	306	13	522	210	119	0	2	331	191
SEVENTH DISTRICT	4	246	161	8	415	154	60	0	0	214	201
EIGHTH DISTRICT	12	401	639	33	1,073	403	235	0	1	639	434
NINTH DISTRICT	5	217	364	17	598	266	163	0	0	429	169
TENTH DISTRICT	8	137	364	11	512	271	74	0	0	345	167
ELEVENTH DISTRICT	5	232	268	7	507	195	42	0	0	237	270
TWELFTH DISTRICT	4	214	298	4	516	176	120	0	40	336	180
STATEWIDE	68	2,697	4,073	120	6,890	2,951	1,272	0	44	4,267	2,623

COURTS OF APPEALS
CIVIL APPEALS
2001

	<u>NUMBER OF JUDGES</u>	<u>CASES PENDING JANUARY 1</u>	<u>NEW CASES FILED</u>	<u>TRANSFERRED IN OR REACTIVATED</u>	<u>TOTAL CASES</u>	<u>-----TERMINATED BY-----</u>				<u>TOTAL TERMIN- ATIONS</u>	<u>CASES PENDING DECEMBER 31</u>
						<u>DECISION OR OPINION</u>	<u>DIS- MISSAL</u>	<u>BANK- RUPTCY STAY</u>	<u>OTHER TERMIN- ATIONS</u>		
FIRST DISTRICT	6	147	258	3	408	153	104	0	0	257	151
SECOND DISTRICT	5	120	259	3	382	162	80	0	1	243	139
THIRD DISTRICT	4	54	160	3	217	83	43	1	2	129	88
FOURTH DISTRICT	4	118	150	4	272	133	46	2	0	181	91
FIFTH DISTRICT	6	155	350	2	507	200	102	5	0	307	200
SIXTH DISTRICT	5	129	341	6	476	146	202	2	18	368	108
SEVENTH DISTRICT	4	223	173	3	399	165	71	1	0	237	162
EIGHTH DISTRICT	12	400	724	29	1,153	357	265	8	127	757	396
NINTH DISTRICT	5	200	353	5	558	225	145	3	1	374	184
TENTH DISTRICT	8	320	547	12	879	361	192	1	0	554	325
ELEVENTH DISTRICT	5	198	227	8	433	180	62	2	0	244	189
TWELFTH DISTRICT	4	89	138	3	230	85	76	0	0	161	69
STATEWIDE	68	2,153	3,680	81	5,914	2,250	1,388	25	149	3,812	2,102

**COURTS OF APPEALS
MISCELLANEOUS MATTERS
2001**

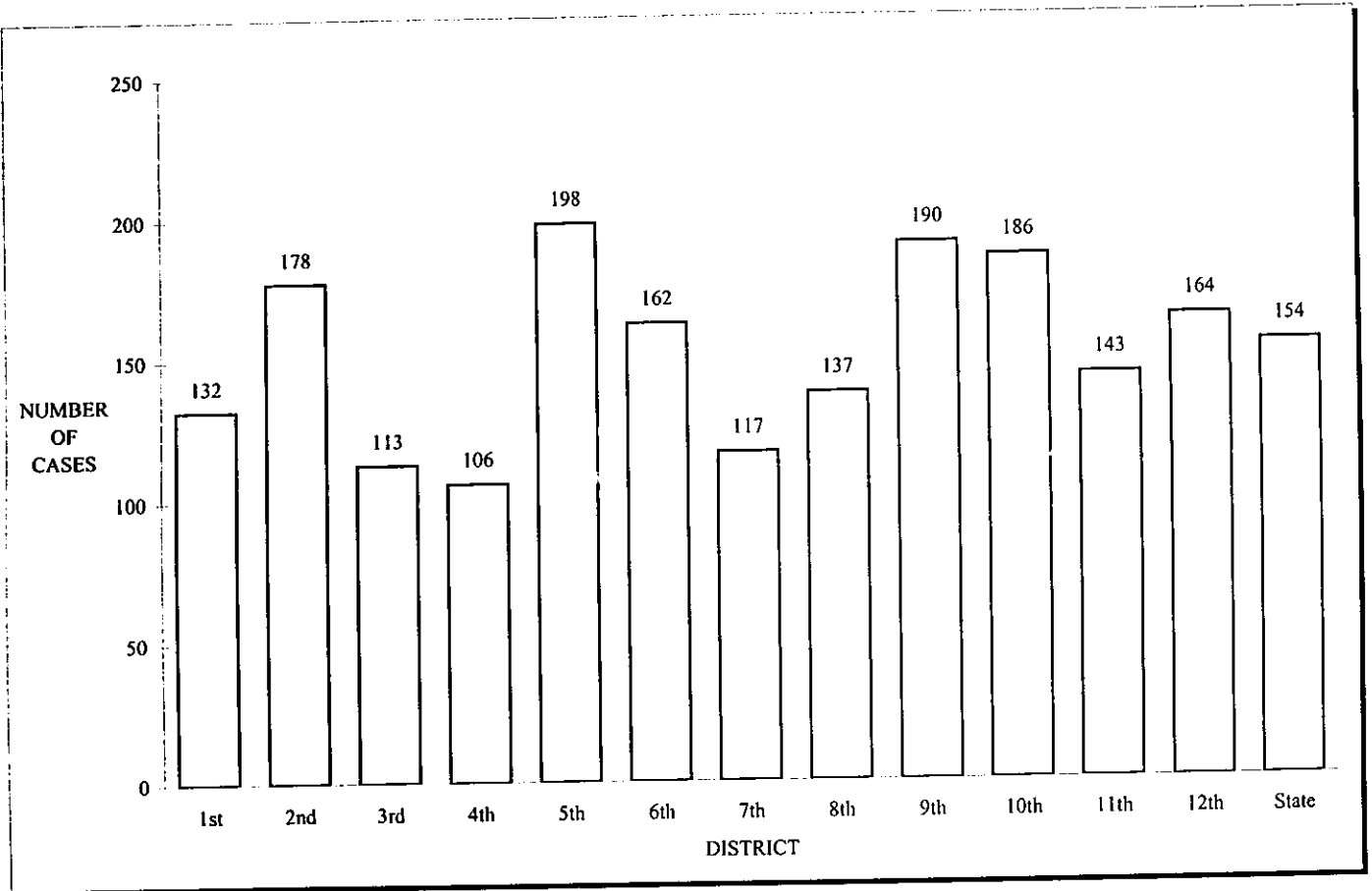
	<u>NUMBER OF JUDGES</u>	<u>CASES PENDING JANUARY 1</u>	<u>NEW CASES FILED</u>	<u>TRANSFERRED IN OR REACTIVATED</u>	<u>TOTAL CASES</u>	<u>-----TERMINATED BY-----</u>				<u>TOTAL TERMIN- ATIONS</u>	<u>CASES PENDING DECEMBER 31</u>
						<u>DECISION OR OPINION</u>	<u>DIS- MISSAL</u>	<u>BANK- RUPTCY STAY</u>	<u>OTHER TERMIN- ATIONS</u>		
FIRST DISTRICT	6	15	37	0	52	14	27	0	0	41	11
SECOND DISTRICT	5	14	35	1	50	28	9	0	0	37	13
THIRD DISTRICT	4	3	32	0	35	4	22	0	0	26	9
FOURTH DISTRICT	4	15	23	0	38	2	29	0	2	33	5
FIFTH DISTRICT	6	39	133	2	174	46	95	1	0	142	32
SIXTH DISTRICT	5	7	40	2	49	35	4	0	1	40	9
SEVENTH DISTRICT	4	23	23	0	46	23	7	0	0	30	16
EIGHTH DISTRICT	12	46	124	1	171	148	1	0	5	154	17
NINTH DISTRICT	5	19	52	1	72	4	49	0	7	60	12
TENTH DISTRICT	8	319	442	1	762	395	144	0	0	539	223
ELEVENTH DISTRICT	5	38	60	1	99	42	16	0	0	58	41
TWELFTH DISTRICT	4	32	44	2	78	15	41	0	1	57	21
STATEWIDE	68	570	1,045	11	1,626	756	444	1	16	1,217	409

*Miscellaneous matters include habeas corpus, original actions, administrative appeals, and appeals from the court of claims

COURTS OF APPEALS
DOMESTIC RELATIONS, JUVENILE AND PROBATE APPEALS
2001

	NUMBER OF JUDGES	CASES PENDING JANUARY 1	NEW CASES FILED	TRANSFERRED IN OR REACTIVATED	TOTAL CASES	-----TERMINATED BY-----				TOTAL TERMIN- ATIONS	CASES PENDING DECEMBER 31
						DECISION OR OPINION	DIS- MISSAL	BANK- RUPTCY STAY	OTHER TERMIN- ATIONS		
FIRST DISTRICT	6	37	88	4	129	41	37	0	0	78	51
SECOND DISTRICT	5	71	134	3	208	94	45	0	0	139	69
THIRD DISTRICT	4	34	96	0	130	50	32	0	0	82	48
FOURTH DISTRICT	4	59	90	1	150	61	45	0	1	107	43
FIFTH DISTRICT	6	129	227	4	360	173	80	0	0	253	107
SIXTH DISTRICT	5	76	125	1	202	88	38	0	3	129	73
SEVENTH DISTRICT	4	138	109	2	249	80	56	0	0	136	113
EIGHTH DISTRICT	12	156	162	28	346	150	77	0	9	236	110
NINTH DISTRICT	5	80	183	10	273	120	64	0	0	184	89
TENTH DISTRICT	8	50	132	0	182	96	44	0	0	140	42
ELEVENTH DISTRICT	5	129	161	12	302	121	71	4	1	197	105
TWELFTH DISTRICT	4	93	175	3	271	102	72	0	1	175	96
STATEWIDE	68	1,052	1,682	68	2,802	1,176	661	4	15	1,856	946

**COURTS OF APPEALS
AVERAGE NEW CASES PER JUDGE
2001**



**COURT OF CLAIMS
OVERALL CASELOAD
2001**

	<u>Judicial</u>	<u>Administrative</u>	<u>Total</u>
Cases Pending January 1, 2001	669	178	847
Cases Filed During 2001	485	674	1,159
Total Terminations	523	681	1,204
Cases Pending December 31, 2001	611	171	782

VICTIMS OF CRIME CLAIMS

Single Commissioner

1,160

Claims Pending January 1, 2001

Claims Filed During 2001

1,160

Claims Terminated during 2001

Claims Pending December 31, 2001

Panel Commissioners

225

Objections Pending January 1, 2001

302

Objections Filed During 2001

423

Objections Terminated during 2001

104

Objections Pending December 31, 2001

Judges

13

Appeals Pending January 1, 2001

58

Appeals Filed During 2001

COURTS OF COMMON PLEAS - GENERAL DIVISION
COMPOSITE REPORT FORM FOR THE ENTIRE STATE
2001

	<u>PROFES- SIONAL TORT</u>	<u>PRODUCT LIABILITY</u>	<u>OTHER TORTS</u>	<u>WORKERS' COMPEN- SATION</u>	<u>FORE- CLOSURES</u>	<u>ADMINIS- TRATIVE APPEALS</u>	<u>COMPLEX LITI- GATION</u>	<u>OTHER CIVIL</u>	<u>CRIMINAL</u>	<u>TOTAL</u>
CASES PENDING BEGINNING OF YEAR	3,261	595	22,978	4,887	12,715	922	200	23,064	18,422	87,044
NEW CASES FILED	2,650	580	25,446	6,073	43,419	1,191	X	39,718	66,871	185,948
TRANSFERRED IN OR REACTIVATED CASES	525	93	2,517	721	3,811	147	146	3,025	9,959	20,944
TOTAL CASES	6,436	1,268	50,941	11,681	59,945	2,260	346	65,807	95,252	293,936
CASES TERMINATED BY:										
JURY TRIAL	173	13	739	59	18	3	1	302	1,747	3,055
COURT TRIAL	13	1	135	50	489	57	1	856	712	2,314
SETTLED OR DISMISSED PRIOR TO TRIAL	826	162	9,142	2,548	3,284	165	20	8,119	1,643	25,909
DISMISSAL	1,356	213	9,541	2,610	6,541	345	34	9,898	3,441	33,979
DISMISSAL: LACK OF SPEEDY TRIAL (CRIM.) OR WANT OF PROSECUTION (CIVIL)	53	10	508	129	756	30	0	828	110	2,424
MAGISTRATE	9	0	167	24	9,198	141	2	1,323	X	10,864
DIVERSION OR ARBITRATION	31	14	1,404	97	54	6	6	569	2,143	4,324
GUILTY/NO CONTEST TO ORIGINAL CHARGE (CRIMINAL) OR DEFAULT (CIVIL)	28	5	1,467	90	15,403	36	6	9,463	25,869	52,367
GUILTY/NO CONTEST TO REDUCED CHARGE	X	X	X	X	X	X	X	X	25,874	25,874
UNAVAILABILITY OF ACCUSED	0	0	6	1	27	0	0	19	6,112	6,165
TRANSFERRED OUT	388	94	2,082	673	365	99	5	2,098	4,454	10,258
REFERRED TO PRIVATE JUDGE	2	1	4	1	22	0	0	20	X	50
BANKRUPTCY STAY OR INTERLOCUTORY APPEAL	68	25	527	33	3,162	10	97	1,590	72	5,584
ALL OTHER TERMINATIONS	206	43	1,476	415	3,675	490	23	5,925	1,913	14,166
TOTAL TERMINATIONS	3,153	581	27,198	6,730	42,994	1,382	195	41,010	74,090	197,333
CASES PENDING END OF YEAR	3,283	687	23,743	4,951	16,951	878	151	24,797	21,162	96,603
TIME GUIDELINE (MONTHS)	24	24	24	12	12	9	36	24	6	X
CASES PENDING END OF YEAR BEYOND TIME GUIDELINE	226	89	804	484	497	169	18	1,233	2,538	6,058

Note: "X" indicates data not required

COURTS OF COMMON PLEAS - GENERAL DIVISION
OVERALL CASELOADS
2001

COUNTY	NUMBER OF JUDGES	POPULATION		NEW FILINGS, TRANSFERS, AND REACTIVATIONS			TERMINATIONS		
		TOTAL	PER JUDGE	TOTAL	PER JUDGE	PER 1,000 POPULATION	TOTAL	PER JUDGE	PER 1,000 POPULATION
The judges of the following counties also have Domestic Relations, Probate, and Juvenile Division jurisdiction.									
ADAMS	1	27,330	27,330	369	369	14	337	337	12
HARRISON	1	15,856	15,856	173	173	11	154	154	10
HENRY	1	29,210	29,210	315	315	11	256	256	9
MORGAN	1	14,897	14,897	190	190	13	202	202	14
MORROW	1	31,628	31,628	381	381	12	367	367	12
NOBLE	1	14,058	14,058	175	175	12	163	163	12
WYANDOT	1	22,908	22,908	244	244	11	213	213	9
The judges of the following counties have General Division jurisdiction exclusively.									
ALLEN	2	108,473	54,237	1,736	868	16	1,615	808	15
AUGLAIZE	1	46,611	46,611	429	429	9	410	410	9
BUTLER	5	332,807	66,561	6,070	1,214	18	5,615	1,123	17
CLARK	3	144,742	48,247	2,489	830	17	2,352	784	16
CLERMONT	3	177,977	59,326	2,223	741	12	2,050	683	12
CUYAHOGA	34	1,393,978	40,999	45,512	1,339	33	44,331	1,304	32
ERIE	1	79,551	79,551	1,211	1,211	15	1,197	1,197	15
FAIRFIELD	2	122,759	61,380	1,355	678	11	1,172	586	10
FRANKLIN	16	1,068,978	66,811	25,032	1,565	23	23,923	1,495	22
GREENE	2	147,886	73,943	1,733	867	12	1,706	853	12
HAMILTON	16	845,303	52,831	18,847	1,178	22	18,103	1,131	21
LAKE	3	227,511	75,837	3,177	1,059	14	2,973	991	13
LICKING	2	145,491	72,746	1,901	951	13	1,841	921	13
LORAIN	5	284,664	56,933	5,188	1,038	18	4,843	969	17
LUCAS	10	455,054	45,505	7,516	752	17	7,320	732	16
MAHONING	5	257,555	51,511	5,054	1,011	20	4,590	918	18
MARION	2	66,217	33,109	1,263	632	19	1,212	606	18
MEDINA	2	151,095	75,548	1,760	880	12	1,881	941	12
MONTGOMERY	11	559,062	50,824	12,060	1,096	22	11,481	1,044	21
PORTAGE	2	152,061	76,031	1,699	850	11	1,627	814	11
RICHLAND	2	128,852	64,426	2,178	1,089	17	2,042	1,021	16
SCIOTO	2	79,195	39,598	1,213	607	15	1,178	589	15
STARK	5	378,098	75,620	5,481	1,096	14	5,218	1,044	14
SUMMIT	8	542,899	67,862	10,839	1,355	20	10,388	1,299	19
TRUMBULL	4	225,116	56,279	3,550	888	16	3,247	812	14
WARREN	2	158,383	79,192	1,860	930	12	1,729	865	11
The judges of the following counties also have Domestic Relations Division jurisdiction.									
ASHLAND	1	52,523	52,523	448	448	9	434	434	8
ASHTABULA	3	102,728	34,243	1,380	460	13	1,273	424	12
ATHENS	2	62,223	31,112	695	348	11	706	353	11
BELMONT	2	70,226	35,113	852	426	12	819	410	12
BROWN	1	42,285	42,285	523	523	12	459	459	11
CARROLL	1	28,836	28,836	290	290	10	286	286	10
CHAMPAIGN	1	38,890	38,890	694	694	18	598	598	15
CLINTON	1	40,543	40,543	600	600	15	527	527	13
COLUMBIANA	2	112,075	56,038	1,266	633	11	1,208	604	11
COSHOCTON	1	36,655	36,655	471	471	13	417	417	11
CRAWFORD	1	46,966	46,966	626	626	13	545	545	12
DARKE	1	53,309	53,309	552	552	10	513	513	10

COURTS OF COMMON PLEAS - GENERAL DIVISION

OVERALL CASELOADS (continued)

2001

COUNTY	NUMBER OF JUDGES	----- POPULATION -----		NEW FILINGS, TRANSFERS, ----- AND REACTIVATIONS -----			----- TERMINATIONS -----		
		TOTAL	PER JUDGE	TOTAL	PER JUDGE	PER 1,000 POPULATION	TOTAL	PER JUDGE	PER 1,000 POPULATION
DEFIANCE	1	39,500	39,500	506	506	13	428	428	11
DELAWARE	2	109,989	54,995	1,225	613	11	1,109	555	10
FAYETTE	1	28,433	28,433	342	342	12	323	323	11
FULTON	1	42,084	42,084	472	472	11	387	387	9
GALLIA	1	31,069	31,069	336	336	11	374	374	12
GEAUGA	2	90,895	45,448	968	484	11	903	452	10
GUERNSEY	1	40,792	40,792	469	469	11	457	457	11
HANCOCK	2	71,295	35,648	762	381	11	743	372	10
HARDIN	1	31,945	31,945	297	297	9	222	222	7
HIGHLAND	1	40,875	40,875	568	568	14	462	462	11
HOCKING	1	28,241	28,241	438	438	16	382	382	14
HOLMES	1	38,943	38,943	422	422	11	414	414	11
HURON	1	59,487	59,487	690	690	12	589	589	10
JACKSON	1	32,641	32,641	359	359	11	376	376	12
JEFFERSON	2	73,894	36,947	739	370	10	752	376	10
KNOX	1	54,500	54,500	499	499	9	479	479	9
LAWRENCE	2	62,319	31,160	730	365	12	732	366	12
LOGAN	1	46,005	46,005	797	797	17	732	732	16
MADISON	1	40,213	40,213	417	417	10	423	423	11
MEIGS	1	23,072	23,072	260	260	11	241	241	10
MERCER	1	40,924	40,924	332	332	8	314	314	8
MIAMI	2	98,868	49,434	975	488	10	958	479	10
MONROE	1	15,180	15,180	242	242	16	255	255	17
MUSKINGUM	2	34,585	17,293	967	484	11	881	441	10
OTTAWA	1	40,985	40,985	439	439	11	423	423	10
PAULDING	1	20,293	20,293	258	258	13	234	234	12
PERRY	1	34,078	34,078	314	314	9	295	295	9
PICKAWAY	1	52,727	52,727	604	604	11	562	562	11
PIKE	1	27,695	27,695	375	375	14	331	331	12
PREBLE	1	42,337	42,337	460	460	11	459	459	11
PUTNAM	1	34,726	34,726	226	226	7	221	221	6
ROSS	2	73,345	36,673	962	481	13	836	418	11
SANDUSKY	2	61,792	30,896	674	337	11	711	356	12
SENECA	2	58,683	29,342	722	361	12	724	362	12
SHELBY	1	47,910	47,910	647	647	14	633	633	13
TUSCARAWAS	2	90,914	45,457	1,125	563	12	1,105	553	12
UNION	1	40,909	40,909	448	448	11	436	436	11
VAN WERT	1	29,659	29,659	662	662	22	590	590	20
VINTON	1	12,806	12,806	248	248	19	248	248	19
WASHINGTON	2	63,251	31,626	871	436	14	873	437	14
WAYNE	2	111,564	55,782	909	455	8	842	421	8
WILLIAMS	1	39,188	39,188	355	355	9	336	336	9
WOOD	3	121,065	40,355	1,161	387	10	1,017	339	8
STATEWIDE	232	11,353,140	48,936	206,892	892	18	197,333	851	17

88

All population figures based on estimated 2001 U.S.Census

COURTS OF COMMON PLEAS - GENERAL DIVISION
PROFESSIONAL TORT OVERALL CASELOADS
2001

<u>COUNTY</u>	<u>CASES PENDING JANUARY 1</u>	<u>NEW FILINGS</u>	<u>REACTIVATIONS AND TRANSFERS</u>	<u>TOTAL CASES</u>	<u>TOTAL TERMIN- ATIONS</u>	<u>CLEARANCE RATE</u>	<u>CASES PENDING DECEMBER 31</u>	<u>CASES PENDING BEYOND TIME GUIDELINES</u>
ADAMS	0	0	0	0	0	-	0	0
ALLEN	39	26	1	66	31	114.8%	35	3
ASHLAND	2	5	0	7	3	60.0%	4	0
ASHTABULA	25	18	10	53	33	117.9%	20	0
ATHENS	7	6	0	13	7	116.7%	6	1
AUGLAIZE	2	3	0	5	2	66.7%	3	0
BELMONT	9	4	0	13	8	200.0%	5	0
BROWN	5	0	0	5	0	-	5	5
BUTLER	40	32	6	78	33	86.8%	45	7
CARROLL	0	0	0	0	0	-	0	0
CHAMPAIGN	1	1	1	3	3	150.0%	0	0
CLARK	21	22	0	43	15	68.2%	28	2
CLERMONT	21	17	1	39	11	61.1%	28	5
CLINTON	11	8	0	19	11	137.5%	8	0
COLUMBIANA	23	12	4	39	28	175.0%	11	0
COSHOCTON	4	4	0	8	1	25.0%	7	1
CRAWFORD	13	1	0	14	8	800.0%	6	0
CUYAHOGA	788	729	204	1,721	920	98.6%	801	49
DARKE	5	3	0	8	4	133.3%	4	0
DEFIANCE	4	6	0	10	2	33.3%	8	1
DELAWARE	11	9	0	20	14	155.6%	6	0
ERIE	36	11	1	48	12	100.0%	36	5
FAIRFIELD	11	16	1	28	8	47.1%	20	1
FAYETTE	3	0	0	3	1	-	2	0
FRANKLIN	411	283	72	766	328	92.4%	438	37
FULTON	1	0	0	1	0	-	1	0
GALLIA	10	6	1	17	7	100.0%	10	1
GEAUGA	11	12	1	24	13	100.0%	11	0
GREENE	15	7	3	25	17	170.0%	8	0
GUERNSEY	8	5	0	13	6	120.0%	7	1
HAMILTON	319	223	32	574	246	96.5%	328	21
HANCOCK	10	9	0	19	6	66.7%	13	1
HARDIN	2	3	1	6	2	50.0%	4	0
HARRISON	0	0	0	0	0	-	0	0
HENRY	2	5	0	7	2	40.0%	5	0
HIGHLAND	7	2	0	9	3	150.0%	6	2
HOCKING	4	1	0	5	2	200.0%	3	0
HOLMES	2	1	0	3	2	200.0%	1	0
HURON	7	13	0	20	11	84.6%	9	0
JACKSON	6	1	0	7	5	500.0%	2	0
JEFFERSON	19	13	7	39	21	105.0%	18	2
KNOX	8	2	0	10	3	150.0%	7	0
LAKE	36	47	17	100	58	90.6%	42	2
LAWRENCE	4	5	0	9	4	80.0%	5	1
LICKING	11	13	3	27	16	100.0%	11	0
LOGAN	12	3	0	15	11	366.7%	4	0
LORAIN	76	56	8	140	65	101.6%	75	8
LUCAS	249	203	10	462	200	93.9%	262	7

COURTS OF COMMON PLEAS - GENERAL DIVISION
PROFESSIONAL TORT OVERALL CASELOADS (continued)
2001

<u>COUNTY</u>	<u>CASES PENDING JANUARY 1</u>	<u>NEW FILINGS</u>	<u>REACTIVATIONS AND TRANSFERS</u>	<u>TOTAL CASES</u>	<u>TOTAL TERMIN- ATIONS</u>	<u>CLEARANCE RATE</u>	<u>CASES PENDING DECEMBER 31</u>	<u>CASES PENDING BEYOND TIME GUIDELINES</u>
MADISON	4	0	1	5	2	-	3	0
MAHONING	169	108	22	299	140	107.7%	159	24
MARION	8	10	1	19	7	63.6%	12	0
MEDINA	22	16	1	39	22	129.4%	17	0
MEIGS	1	0	0	1	1	-	0	0
MERCER	9	2	0	11	8	400.0%	3	1
MIAMI	16	3	0	19	12	400.0%	7	0
MONROE	1	0	0	1	0	-	1	0
MONTGOMERY	156	148	19	323	154	92.2%	169	14
MORGAN	1	0	0	1	1	-	0	0
MORROW	3	2	1	6	2	66.7%	4	0
MUSKINGUM	20	16	0	36	15	93.8%	21	1
NOBLE	1	0	0	1	0	-	1	0
OTTAWA	4	4	0	8	5	125.0%	3	0
PAULDING	3	5	0	8	1	20.0%	7	1
PERRY	0	0	0	0	0	-	0	0
PICKAWAY	7	4	0	11	7	175.0%	4	0
PIKE	3	1	0	4	0	0.0%	4	0
PORTAGE	34	23	0	57	26	113.0%	31	6
PREBLE	0	1	0	1	1	100.0%	0	0
PUTNAM	0	0	0	0	0	-	0	0
RICHLAND	32	35	6	73	32	78.0%	41	0
ROSS	13	14	2	29	12	75.0%	17	1
SANDUSKY	4	7	0	11	4	57.1%	7	0
SCIOTO	37	14	1	52	30	200.0%	22	3
SENECA	7	8	3	18	11	100.0%	7	0
SHELBY	3	2	0	5	3	150.0%	2	0
STARK	71	85	18	174	108	104.9%	66	0
SUMMIT	179	179	47	405	215	95.1%	190	6
TRUMBULL	73	52	11	136	75	119.0%	61	5
TUSCARAWAS	5	13	5	23	14	77.8%	9	0
UNION	0	0	0	0	0	-	0	0
VAN WERT	16	13	0	29	13	100.0%	16	0
VINTON	0	0	0	0	0	-	0	0
WARREN	7	7	0	14	5	71.4%	9	1
WASHINGTON	15	15	0	30	16	106.7%	14	0
WAYNE	13	7	2	22	13	144.4%	9	0
WILLIAMS	2	2	0	4	2	100.0%	2	0
WOOD	9	7	1	17	11	137.5%	6	0
WYANDOT	2	1	0	3	2	200.0%	1	0
STATEWIDE	3,261	2,650	525	8,437	3,153	99.3%	3,283	226

COURTS OF COMMON PLEAS - GENERAL DIVISION
PROFESSIONAL TORT TERMINATIONS
2001

COUNTY	JURY TRIAL	COURT TRIAL	SETTLED OR DISMISSED PRE TRIAL	DISMISSAL	FOR WANT OF PROSECUTION	MAGISTRATE	DIVERSION OR ARBITRATION	DEFAULT	UNAVAILABILITY OF PARTY	TRANSFERRED OUT	PRIVATE JUDGE REFERRAL	BANKRUPTCY	OTHER TERMINATIONS	TOTAL TERMINATIONS
												STAY / INTER-LOCUTORY APPEAL		
ADAMS	0	0	0	0	0	0	0	0	0	0	0	0	0	0
ALLEN	4	0	13	8	0	0	0	1	0	0	0	4	1	31
ASHLAND	0	0	2	1	0	0	0	0	0	0	0	0	0	3
ASHTABULA	1	0	8	12	0	0	0	0	0	11	0	0	1	33
ATHENS	0	0	3	3	0	0	0	0	0	1	0	0	0	7
AUGLAIZE	0	0	1	0	0	0	0	0	0	1	0	0	0	2
BELMONT	0	0	3	1	0	0	0	0	0	0	0	1	3	8
BROWN	0	0	0	0	0	0	0	0	0	0	0	0	0	0
BUTLER	0	0	18	9	0	0	0	0	0	3	0	0	3	33
CARROLL	0	0	0	0	0	0	0	0	0	0	0	0	0	0
CHAMPAIGN	0	0	1	0	0	0	2	0	0	0	0	0	0	3
CLARK	1	0	8	3	0	0	0	0	0	3	0	0	0	15
CLERMONT	0	0	2	7	0	0	0	2	0	0	0	0	0	11
CLINTON	1	0	9	0	0	0	0	0	0	1	0	0	0	11
COLUMBIANA	1	0	10	6	5	0	0	1	0	4	0	0	1	28
COSHOCTON	0	0	1	0	0	0	0	0	0	0	0	0	0	1
CRAWFORD	0	0	5	2	0	0	0	0	0	0	0	0	1	8
CUYAHOGA	39	5	3	653	0	0	5	1	0	165	0	12	37	920
DARKE	1	0	1	2	0	0	0	0	0	0	0	0	0	4
DEFIANCE	0	0	1	1	0	0	0	0	0	0	0	0	0	2
DELAWARE	1	1	6	3	0	0	0	0	0	3	0	0	0	14
ERIE	1	0	4	5	0	0	0	0	0	2	0	0	0	12
FAIRFIELD	0	0	5	1	0	0	0	0	0	1	0	0	1	8
FAYETTE	0	0	0	0	0	0	0	0	0	0	0	0	1	1
FRANKLIN	17	1	50	177	10	5	0	0	0	26	0	11	31	328
FULTON	0	0	0	0	0	0	0	0	0	0	0	0	0	0
GALLIA	0	0	1	4	0	0	0	0	0	2	0	0	0	7
GEAUGA	0	0	8	1	1	0	0	0	0	0	0	2	1	13
GREENE	0	0	7	6	0	0	0	0	0	2	0	0	2	17
GUERNSEY	0	0	2	3	0	0	0	0	0	1	0	0	0	6
HAMILTON	21	0	149	19	8	3	2	1	0	20	0	3	20	246
HANCOCK	0	0	3	1	2	0	0	0	0	0	0	0	0	6
HARDIN	0	0	1	0	0	0	0	0	0	0	0	0	1	2
HARRISON	0	0	0	0	0	0	0	0	0	0	0	0	0	0
HENRY	0	0	1	0	0	0	0	1	0	0	0	0	0	2
HIGHLAND	0	0	2	0	0	0	0	1	0	0	0	0	0	3
HOCKING	1	0	0	1	0	0	0	0	0	0	0	0	0	2
HOLMES	0	0	1	1	0	0	0	0	0	0	0	0	0	2
HURON	2	0	5	1	0	0	0	0	0	1	0	0	2	11
JACKSON	0	0	1	4	0	0	0	0	0	0	0	0	0	5
JEFFERSON	1	0	7	9	1	0	0	0	0	2	0	0	1	21
KNOX	1	0	2	0	0	0	0	0	0	0	0	0	0	3
LAKE	3	1	16	21	0	0	2	0	0	12	0	2	1	58
LAWRENCE	0	0	0	2	0	0	0	0	0	2	0	0	0	4
LICKING	0	0	8	5	0	0	0	1	0	1	0	1	0	16
LOGAN	1	0	6	2	0	0	0	0	0	0	0	0	2	11
LORAIN	10	0	26	20	0	0	0	0	0	3	0	3	3	65
LUCAS	7	0	88	70	1	0	0	3	0	6	0	3	22	200

COURTS OF COMMON PLEAS - GENERAL DIVISION

PROFESSIONAL TORT TERMINATIONS (continued)

2001

COUNTY	JURY TRIAL	COURT TRIAL	SETTLED OR DISMISSED PRE TRIAL	DISMISSAL	FOR WANT OF PROSECUTION	MAGISTRATE	DIVERSION OR ARBITRATION	DEFAULT	UNAVAILABILITY OF PARTY	TRANSFERRED OUT	PRIVATE JUDGE REFERRAL	BANKRUPTCY		OTHER TERMINATIONS	TOTAL TERMINATIONS
												STAY/INTERLOCUTORY APPEAL			
MADISON	0	1	1	0	0	0	0	0	0	0	0	0	0	0	2
MAHONING	4	0	31	62	0	0	1	3	0	15	0	12	12	12	140
MARION	0	0	2	4	0	0	0	0	0	0	0	0	1	7	
MEDINA	3	0	17	0	0	0	0	0	0	2	0	0	0	22	
MEIGS	0	0	0	1	0	0	0	0	0	0	0	0	0	1	
MERCER	1	0	5	0	1	0	0	0	0	0	0	0	1	8	
MIAMI	1	0	6	4	0	0	0	0	0	0	0	0	1	12	
MONROE	0	0	0	0	0	0	0	0	0	0	0	0	0	0	
MONTGOMERY	7	0	25	90	4	0	0	4	0	14	0	1	9	154	
MORGAN	1	0	0	0	0	0	0	0	0	0	0	0	0	1	
MORROW	0	0	0	0	0	0	0	0	0	1	0	0	1	2	
MUSKINGUM	0	0	0	13	0	0	0	0	0	0	0	0	2	15	
NOBLE	0	0	0	0	0	0	0	0	0	0	0	0	0	0	
OTTAWA	0	0	4	1	0	0	0	0	0	0	0	0	0	5	
PAULDING	0	0	1	0	0	0	0	0	0	0	0	0	0	1	
PERRY	0	0	0	0	0	0	0	0	0	0	0	0	0	0	
PICKAWAY	0	0	0	5	0	0	0	0	0	0	0	0	2	7	
PIKE	0	0	0	0	0	0	0	0	0	0	0	0	0	0	
PORTAGE	2	0	7	11	0	0	0	2	0	1	2	0	1	26	
PREBLE	0	0	0	0	0	0	0	0	0	0	0	0	1	1	
PUTNAM	0	0	0	0	0	0	0	0	0	0	0	0	0	0	
RICHLAND	0	0	25	0	0	1	0	1	0	1	0	1	3	32	
ROSS	2	0	5	3	0	0	0	0	0	1	0	0	1	12	
SANDUSKY	0	0	1	3	0	0	0	0	0	0	0	0	0	4	
SCIOTO	3	0	6	15	1	0	0	1	0	0	0	0	4	30	
SENECA	2	0	4	1	0	0	3	0	0	1	0	0	0	11	
SHELBY	0	0	1	0	1	0	0	0	0	0	0	0	1	3	
STARK	8	0	48	8	12	0	10	2	0	14	0	1	5	108	
SUMMIT	18	3	74	48	4	0	5	1	0	45	0	4	13	215	
TRUMBULL	4	1	37	9	0	0	1	1	0	11	0	4	7	75	
TUSCARAWAS	0	0	5	1	1	0	0	0	0	3	0	2	2	14	
UNION	0	0	0	0	0	0	0	0	0	0	0	0	0	0	
VAN WERT	0	0	9	1	0	0	0	1	0	2	0	0	0	13	
VINTON	0	0	0	0	0	0	0	0	0	0	0	0	0	0	
WARREN	1	0	3	0	0	0	0	0	0	0	0	1	0	5	
WASHINGTON	1	0	7	5	0	0	0	0	0	2	0	0	1	16	
WAYNE	0	0	7	2	1	0	0	0	0	1	0	0	2	13	
WILLIAMS	0	0	2	0	0	0	0	0	0	0	0	0	0	2	
WOOD	1	0	5	4	0	0	0	0	0	1	0	0	0	11	
WYANDOT	0	0	0	1	0	0	0	0	0	0	0	0	1	2	
STATEWIDE	173	13	826	1,356	53	9	31	28	0	388	2	68	206	3,153	

COURTS OF COMMON PLEAS - GENERAL DIVISION
PRODUCT LIABILITY OVERALL CASELOADS
2001

<i>COUNTY</i>	<i>CASES PENDING JANUARY 1</i>	<i>NEW FILINGS</i>	<i>REACTIVATIONS AND TRANSFERS</i>	<i>TOTAL CASES</i>	<i>TOTAL TERMIN- ATIONS</i>	<i>CLEARANCE RATE</i>	<i>CASES PENDING DECEMBER 31</i>	<i>CASES PENDING BEYOND TIME GUIDELINES</i>
ADAMS	1	0	0	1	1	-	0	0
ALLEN	5	6	1	12	6	85.7%	6	0
ASHLAND	2	0	0	2	2	-	0	0
ASHTABULA	3	4	0	7	1	25.0%	6	0
ATHENS	0	3	0	3	1	33.3%	2	0
AUGLAIZE	0	1	0	1	0	0.0%	1	0
BELMONT	4	6	0	10	4	66.7%	6	0
BROWN	1	0	0	1	1	-	0	0
BUTLER	5	153	10	168	17	10.4%	151	0
CARROLL	0	0	0	0	0	-	0	0
CHAMPAIGN	0	1	0	1	0	0.0%	1	0
CLARK	4	2	0	6	2	100.0%	4	0
CLERMONT	9	5	0	14	6	120.0%	8	1
CLINTON	1	2	0	3	0	0.0%	3	1
COLUMBIANA	1	3	0	4	1	33.3%	3	0
COSHOCTON	2	3	0	5	3	100.0%	2	0
CRAWFORD	3	1	0	4	1	100.0%	3	0
CUYAHOGA	155	109	22	286	142	108.4%	144	58
DARKE	2	0	1	3	2	-	1	0
DEFIANCE	0	0	1	1	0	-	1	0
DELAWARE	3	1	0	4	2	200.0%	2	0
ERIE	13	1	0	14	7	700.0%	7	1
FAIRFIELD	0	2	0	2	0	0.0%	2	0
FAYETTE	2	1	0	3	2	200.0%	1	0
FRANKLIN	84	37	9	130	66	143.5%	64	4
FULTON	0	1	0	1	0	0.0%	1	0
GALLIA	0	1	0	1	1	100.0%	0	0
GEAUGA	0	10	0	10	6	60.0%	4	0
GREENE	11	12	1	24	13	100.0%	11	0
GUERNSEY	0	0	0	0	0	-	0	0
HAMILTON	74	33	7	114	52	130.0%	62	4
HANCOCK	3	2	0	5	2	100.0%	3	1
HARDIN	0	0	0	0	0	-	0	0
HARRISON	1	0	0	1	1	-	0	0
HENRY	1	1	0	2	1	100.0%	1	0
HIGHLAND	1	1	0	2	0	0.0%	2	1
HOCKING	0	0	0	0	0	-	0	0
HOLMES	1	0	0	1	1	-	0	0
HURON	5	1	0	6	1	100.0%	5	0
JACKSON	0	0	0	0	0	-	0	0
JEFFERSON	6	3	3	12	7	116.7%	5	2
KNOX	0	0	0	0	0	-	0	0
LAKE	12	11	3	26	15	107.1%	11	0
LAWRENCE	1	5	0	6	2	40.0%	4	0
LICKING	5	1	1	7	5	250.0%	2	0
LOGAN	0	1	0	1	0	0.0%	1	0
LORAIN	0	0	0	0	0	-	0	0
LUCAS	41	28	11	80	50	128.2%	30	2

COURTS OF COMMON PLEAS - GENERAL DIVISION
PRODUCT LIABILITY OVERALL CASELOADS (continued)
2001

<u>COUNTY</u>	<u>CASES PENDING JANUARY 1</u>	<u>NEW FILINGS</u>	<u>REACTIVATIONS AND TRANSFERS</u>	<u>TOTAL CASES</u>	<u>TOTAL TERMIN- ATIONS</u>	<u>CLEARANCE RATE</u>	<u>CASES PENDING DECEMBER 31</u>	<u>CASES PENDING BEYOND TIME GUIDELINES</u>
MADISON	1	0	1	2	2	-	0	0
MAHONING	19	2	2	23	16	400.0%	7	6
MARION	0	0	0	0	0	-	0	0
MEDINA	5	5	2	12	6	85.7%	6	0
MEIGS	0	0	0	0	0	-	0	0
MERCER	1	1	1	3	1	50.0%	2	0
MIAMI	8	7	0	15	9	128.6%	6	0
MONROE	0	0	0	0	0	-	0	0
MONTGOMERY	22	37	5	64	37	88.1%	27	2
MORGAN	0	0	0	0	0	-	0	0
MORROW	1	1	0	2	1	100.0%	1	0
MUSKINGUM	1	2	2	5	2	50.0%	3	0
NOBLE	0	0	0	0	0	-	0	0
OTTAWA	1	0	0	1	0	-	1	0
PAULDING	2	0	0	2	1	-	1	0
PERRY	0	0	0	0	0	-	0	0
PICKAWAY	0	3	0	3	1	33.3%	2	0
PIKE	0	0	0	0	0	-	0	0
PORTAGE	9	9	0	18	9	100.0%	9	0
PREBLE	0	3	0	3	1	33.3%	2	0
PUTNAM	0	0	0	0	0	-	0	0
RICHLAND	3	0	1	4	4	-	0	0
ROSS	2	5	0	7	3	60.0%	4	0
SANDUSKY	0	1	0	1	0	0.0%	1	0
SCIOTO	2	6	0	8	5	83.3%	3	0
SENECA	3	1	0	4	1	100.0%	3	0
SHELBY	0	0	0	0	0	-	0	0
STARK	8	11	0	19	8	72.7%	11	0
SUMMIT	14	15	5	34	21	105.0%	13	0
TRUMBULL	12	5	2	19	8	114.3%	11	5
TUSCARAWAS	2	2	1	5	5	166.7%	0	0
UNION	1	0	0	1	1	-	0	0
VAN WERT	0	2	0	2	0	0.0%	2	0
VINTON	0	0	0	0	0	-	0	0
WARREN	2	3	0	5	1	33.3%	4	1
WASHINGTON	3	0	0	3	2	-	1	0
WAYNE	2	0	0	2	1	-	1	0
WILLIAMS	3	2	0	5	2	100.0%	3	0
WOOD	5	5	1	11	8	133.3%	3	0
WYANDOT	1	0	0	1	1	-	0	0
STATEWIDE	595	580	93	3,269	581	86.3%	687	89

COURTS OF COMMON PLEAS - GENERAL DIVISION

PRODUCT LIABILITY TERMINATIONS

2001

COUNTY	JURY TRIAL	COURT TRIAL	SETTLED OR DISMISSED PRE TRIAL	DISMISSAL	FOR WANT OF PROSECUTION	MAGISTRATE	DIVERSION OR ARBITRATION	DEFAULT	UNAVAILABILITY OF PARTY	TRANSFERRED OUT	PRIVATE JUDGE REFERRAL	BANKRUPTCY	OTHER TERMINATIONS	TOTAL TERMINATIONS
												STAY / INTER-LOCUTORY APPEAL		
ADAMS	0	0	0	1	0	0	0	0	0	0	0	0	0	1
ALLEN	0	1	1	1	0	0	0	0	0	0	0	2	1	6
ASHLAND	0	0	0	0	0	0	0	0	0	1	0	0	1	2
ASHTABULA	0	0	1	0	0	0	0	0	0	0	0	0	0	1
ATHENS	0	0	0	0	0	0	0	0	0	1	0	0	0	1
AUGLAIZE	0	0	0	0	0	0	0	0	0	0	0	0	0	0
BELMONT	0	0	0	1	0	0	0	0	0	2	0	0	1	4
BROWN	0	0	0	1	0	0	0	0	0	0	0	0	0	1
BUTLER	0	0	1	2	0	0	0	0	0	12	0	0	2	17
CARROLL	0	0	0	0	0	0	0	0	0	0	0	0	0	0
CHAMPAIGN	0	0	0	0	0	0	0	0	0	0	0	0	0	0
CLARK	1	0	1	0	0	0	0	0	0	0	0	0	0	2
CLERMONT	0	0	0	3	0	0	0	1	0	1	0	1	0	6
CLINTON	0	0	0	0	0	0	0	0	0	0	0	0	0	0
COLUMBIANA	0	0	0	0	1	0	0	0	0	0	0	0	0	1
COSHOCTON	0	0	3	0	0	0	0	0	0	0	0	0	0	3
CRAWFORD	0	0	1	0	0	0	0	0	0	0	0	0	0	1
CUYAHOGA	1	0	0	92	0	0	7	2	0	28	0	3	9	142
DARKE	0	0	0	2	0	0	0	0	0	0	0	0	0	2
DEFIANCE	0	0	0	0	0	0	0	0	0	0	0	0	0	0
DELAWARE	0	0	1	0	0	0	0	0	0	1	0	0	0	2
ERIE	1	0	1	2	0	0	0	0	0	2	0	0	1	7
FAIRFIELD	0	0	0	0	0	0	0	0	0	0	0	0	0	0
FAYETTE	0	0	1	1	0	0	0	0	0	0	0	0	0	2
FRANKLIN	1	0	16	29	5	0	0	0	0	7	0	3	5	66
FULTON	0	0	0	0	0	0	0	0	0	0	0	0	0	0
GALLIA	0	0	0	0	0	0	0	0	0	1	0	0	0	1
GEAUGA	0	0	4	2	0	0	0	0	0	0	0	0	0	6
GREENE	0	0	2	9	0	0	0	0	0	2	0	0	0	13
GUERNSEY	0	0	0	0	0	0	0	0	0	0	0	0	0	0
HAMILTON	1	0	32	5	3	0	2	0	0	2	0	2	5	52
HANCOCK	0	0	2	0	0	0	0	0	0	0	0	0	0	2
HARDIN	0	0	0	0	0	0	0	0	0	0	0	0	0	0
HARRISON	0	0	0	1	0	0	0	0	0	0	0	0	0	1
HENRY	0	0	1	0	0	0	0	0	0	0	0	0	0	1
HIGHLAND	0	0	0	0	0	0	0	0	0	0	0	0	0	0
HOCKING	0	0	0	0	0	0	0	0	0	0	0	0	0	0
HOLMES	0	0	1	0	0	0	0	0	0	0	0	0	0	1
HURON	0	0	1	0	0	0	0	0	0	0	0	0	0	1
JACKSON	0	0	0	0	0	0	0	0	0	0	0	0	0	0
JEFFERSON	0	0	0	4	0	0	0	0	0	0	0	0	3	7
KNOX	0	0	0	0	0	0	0	0	0	0	0	0	0	0
LAKE	0	0	7	3	0	0	0	0	0	5	0	0	0	15
LAWRENCE	0	0	0	1	0	0	0	0	0	0	0	1	0	2
LICKING	0	0	2	2	0	0	0	0	0	1	0	0	0	5
LOGAN	0	0	0	0	0	0	0	0	0	0	0	0	0	0
LORAIN	0	0	0	0	0	0	0	0	0	0	0	0	0	0
LUCAS	2	0	12	12	1	0	0	1	0	5	0	8	9	50

COURTS OF COMMON PLEAS - GENERAL DIVISION

PRODUCT LIABILITY TERMINATIONS (continued)

2001

COUNTY	JURY TRIAL	COURT TRIAL	SETTLED OR DISMISSED PRE TRIAL	DISMISSAL	FOR WANT OF PROSECUTION	MAGISTRATE	DIVERSION OR ARBITRATION	DEFAULT	UNAVAILABILITY OF PARTY	TRANSFERRED OUT	PRIVATE JUDGE REFERRAL	BANKRUPTCY	OTHER TERMINATIONS	TOTAL TERMINATIONS
												STAY / INTERLOCUTORY APPEAL		
MADISON	0	0	1	1	0	0	0	0	0	0	0	0	0	2
MAHONING	1	0	5	7	0	0	0	0	0	3	0	0	0	16
MARION	0	0	0	0	0	0	0	0	0	0	0	0	0	0
MEDINA	1	0	5	0	0	0	0	0	0	0	0	0	0	6
MEIGS	0	0	0	0	0	0	0	0	0	0	0	0	0	0
MERCER	0	0	0	0	0	0	1	0	0	0	0	0	0	1
MIAMI	0	0	5	4	0	0	0	0	0	0	0	0	0	9
MONROE	0	0	0	0	0	0	0	0	0	0	0	0	0	0
MONTGOMERY	1	0	15	13	0	0	1	0	0	5	0	1	1	37
MORGAN	0	0	0	0	0	0	0	0	0	0	0	0	0	0
MORROW	0	0	0	0	0	0	0	0	0	1	0	0	0	1
MUSKINGUM	0	0	2	0	0	0	0	0	0	0	0	0	0	2
NOBLE	0	0	0	0	0	0	0	0	0	0	0	0	0	0
OTTAWA	0	0	0	0	0	0	0	0	0	0	0	0	0	0
PAULDING	0	0	1	0	0	0	0	0	0	0	0	0	0	1
PERRY	0	0	0	0	0	0	0	0	0	0	0	0	0	0
PICKAWAY	0	0	0	1	0	0	0	0	0	0	0	0	0	1
PIKE	0	0	0	0	0	0	0	0	0	0	0	0	0	0
PORTAGE	1	0	2	3	0	0	0	0	0	2	0	1	0	9
PREBLE	0	0	0	1	0	0	0	0	0	0	0	0	0	1
PUTNAM	0	0	0	0	0	0	0	0	0	0	0	0	0	0
RICHLAND	0	0	1	0	0	0	0	0	0	0	0	0	3	4
ROSS	0	0	2	0	0	0	0	0	0	1	0	0	0	3
SANDUSKY	0	0	0	0	0	0	0	0	0	0	0	0	0	0
SCIOTO	0	0	1	1	0	0	0	1	0	2	0	0	0	5
SENECA	0	0	0	0	0	0	1	0	0	0	0	0	0	1
SHELBY	0	0	0	0	0	0	0	0	0	0	0	0	0	0
STARK	0	0	4	0	0	0	1	0	0	1	0	1	1	8
SUMMIT	1	0	9	6	0	0	0	0	0	4	0	1	0	21
TRUMBULL	1	0	4	0	0	0	1	0	0	1	1	0	0	8
TUSCARAWAS	0	0	4	0	0	0	0	0	0	1	0	0	0	5
UNION	0	0	1	0	0	0	0	0	0	0	0	0	0	1
VAN WERT	0	0	0	0	0	0	0	0	0	0	0	0	0	0
VINTON	0	0	0	0	0	0	0	0	0	0	0	0	0	0
WARREN	0	0	1	0	0	0	0	0	0	0	0	0	0	1
WASHINGTON	0	0	1	0	0	0	0	0	0	1	0	0	0	2
WAYNE	0	0	1	0	0	0	0	0	0	0	0	0	0	1
WILLIAMS	0	0	1	1	0	0	0	0	0	0	0	0	0	2
WOOD	0	0	5	0	0	0	0	0	0	1	0	1	1	8
WYANDOT	0	0	0	1	0	0	0	0	0	0	0	0	0	1
STATEWIDE	13	1	162	213	10	0	14	5	0	94	1	25	43	581

COURTS OF COMMON PLEAS - GENERAL DIVISION
OTHER TORT OVERALL CASELOADS
2001

<u>COUNTY</u>	<u>CASES PENDING JANUARY 1</u>	<u>NEW FILINGS</u>	<u>REACTIVATIONS AND TRANSFERS</u>	<u>TOTAL CASES</u>	<u>TOTAL TERMIN- ATIONS</u>	<u>CLEARANCE RATE</u>	<u>CASES PENDING DECEMBER 31</u>	<u>CASES PENDING BEYOND TIME GUIDELINES</u>
ADAMS	30	30	0	60	31	103.3%	29	2
ALLEN	247	179	33	459	248	117.0%	211	5
ASHLAND	47	62	0	109	67	108.1%	42	0
ASHTABULA	202	182	19	403	173	86.1%	230	6
ATHENS	46	51	1	98	51	98.1%	47	0
AUGLAIZE	45	49	1	95	46	92.0%	49	1
BELMONT	143	99	8	250	96	89.7%	154	22
BROWN	92	41	0	133	40	97.6%	93	32
BUTLER	678	668	45	1,391	706	99.0%	685	18
CARROLL	15	11	0	26	17	154.5%	9	0
CHAMPAIGN	35	31	17	83	58	120.8%	25	6
CLARK	361	243	9	613	262	104.0%	351	37
CLERMONT	317	228	24	569	255	101.2%	314	20
CLINTON	48	44	2	94	33	71.7%	61	2
COLUMBIANA	169	149	12	330	158	98.1%	172	6
COSHOCTON	41	33	1	75	44	129.4%	31	0
CRAWFORD	61	60	4	125	46	71.9%	79	3
CUYAHOGA	4,892	6,573	927	12,392	7,319	97.6%	5,073	113
DARKE	45	42	0	87	44	104.8%	43	0
DEFIANCE	63	48	0	111	41	85.4%	70	7
DELAWARE	96	142	8	246	113	75.3%	133	4
ERIE	230	170	2	402	162	94.2%	240	31
FAIRFIELD	146	172	7	325	144	80.4%	181	5
FAYETTE	29	25	0	54	29	116.0%	25	1
FRANKLIN	2,193	2,558	300	5,051	2,769	96.9%	2,282	45
FULTON	54	57	1	112	39	67.2%	73	0
GALLIA	38	23	0	61	42	182.6%	19	0
GEAUGA	171	240	15	426	213	83.5%	213	4
GREENE	185	200	15	400	197	91.6%	203	0
GUERNSEY	38	30	0	68	33	110.0%	35	0
HAMILTON	1,732	1,902	78	3,712	2,041	103.1%	1,671	49
HANCOCK	107	94	8	209	97	95.1%	112	1
HARDIN	18	16	1	35	15	88.2%	20	0
HARRISON	12	12	0	24	13	108.3%	11	0
HENRY	64	32	0	96	23	71.9%	73	0
HIGHLAND	3	0	0	3	0	-	3	3
HOCKING	14	17	0	31	17	100.0%	14	0
HOLMES	18	35	0	53	27	77.1%	26	0
HURON	77	69	8	154	89	115.6%	65	0
JACKSON	29	30	0	59	23	76.7%	36	4
JEFFERSON	125	111	11	247	122	100.0%	125	8
KNOX	48	55	0	103	45	81.8%	58	0
LAKE	400	502	157	1,059	652	98.9%	407	4
LAWRENCE	109	94	1	204	99	104.2%	105	7
LICKING	148	152	10	310	175	108.0%	135	1
LOGAN	41	42	2	85	39	88.6%	46	0
LORAIN	514	531	19	1,064	573	104.2%	491	27
LUCAS	1,416	1,256	56	2,728	1,264	96.3%	1,464	27

COURTS OF COMMON PLEAS - GENERAL DIVISION
OTHER TORT OVERALL CASELOADS (continued)
2001

<u>COUNTY</u>	<u>CASES PENDING JANUARY 1</u>	<u>NEW FILINGS</u>	<u>REACTIVATIONS AND TRANSFERS</u>	<u>TOTAL CASES</u>	<u>TOTAL TERMIN- ATIONS</u>	<u>CLEARANCE RATE</u>	<u>CASES PENDING DECEMBER 31</u>	<u>CASES PENDING BEYOND TIME GUIDELINES</u>
MADISON	36	19	1	56	25	125.0%	31	1
MAHONING	1,048	802	110	1,960	879	96.4%	1,081	116
MARION	121	91	10	222	91	90.1%	131	14
MEDINA	246	244	10	500	280	110.2%	220	0
MEIGS	17	25	1	43	20	76.9%	23	0
MERCER	20	35	1	56	23	63.9%	33	0
MIAMI	103	92	4	199	96	100.0%	103	0
MONROE	16	17	3	36	19	95.0%	17	1
MONTGOMERY	1,399	1,884	154	3,437	1,946	95.5%	1,491	42
MORGAN	5	4	0	9	4	100.0%	5	0
MORROW	76	30	1	107	27	87.1%	80	0
MUSKINGUM	99	98	1	198	96	97.0%	102	2
NOBLE	7	3	0	10	6	200.0%	4	0
OTTAWA	104	85	1	190	73	84.9%	117	6
PAULDING	15	16	0	31	11	68.8%	20	0
PERRY	13	15	0	28	22	146.7%	6	0
PICKAWAY	47	66	0	113	51	77.3%	62	0
PIKE	51	44	0	95	33	75.0%	62	6
PORTAGE	292	279	0	571	224	80.3%	347	22
PREBLE	20	22	0	42	14	63.6%	28	2
PUTNAM	15	31	0	46	21	67.7%	25	0
RICHLAND	236	203	43	482	240	97.6%	242	5
ROSS	116	122	7	245	101	78.3%	144	10
SANDUSKY	97	59	2	158	87	142.6%	71	7
SCIOTO	128	120	2	250	120	98.4%	130	2
SENECA	48	54	11	113	82	126.2%	31	1
SHELBY	20	62	2	84	34	53.1%	50	0
STARK	383	771	110	1,264	824	93.5%	440	1
SUMMIT	1,070	1,344	149	2,563	1,522	101.9%	1,041	13
TRUMBULL	711	568	53	1,332	586	94.4%	746	31
TUSCARAWAS	96	133	10	239	136	95.1%	103	0
UNION	12	21	0	33	23	109.5%	10	0
VAN WERT	20	20	2	42	24	109.1%	18	0
VINTON	18	11	0	29	15	136.4%	14	0
WARREN	236	222	13	471	214	91.1%	257	10
WASHINGTON	69	72	0	141	71	98.6%	70	0
WAYNE	124	122	6	252	149	116.4%	103	1
WILLIAMS	33	39	1	73	32	80.0%	41	2
WOOD	157	197	7	361	174	85.3%	187	2
WYANDOT	22	14	0	36	13	92.9%	23	6
STATEWIDE	22,978	25,446	2,517	52,942	27,198	97.3%	23,743	804

88

COURTS OF COMMON PLEAS - GENERAL DIVISION

OTHER TORT TERMINATIONS

2001

COUNTY	JURY TRIAL	COURT TRIAL	SETTLED OR DISMISSED PRE TRIAL	DISMISSAL	FOR WANT OF PROSECUTION	MAGISTRATE	DIVERSION OR ARBITRATION	DEFAULT	UNAVAILABILITY OF PARTY	TRANSFERRED OUT	PRIVATE JUDGE REFERRAL	BANKRUPTCY	OTHER TERMINATIONS
												STAY / INTERLOCUTORY APPEAL	
ADAMS	0	0	3	20	0	0	0	1	0	6	0	0	1
ALLEN	5	4	140	64	5	0	0	6	0	7	0	6	11
ASHLAND	2	1	47	5	0	0	0	1	0	2	0	0	9
ASHTABULA	2	1	82	42	0	0	0	6	0	25	0	2	13
ATHENS	1	0	27	11	4	0	0	0	0	1	0	4	3
AUGLAIZE	1	0	35	4	0	0	0	1	0	3	0	1	1
BELMONT	3	1	43	34	0	0	0	1	0	2	0	3	9
BROWN	2	0	1	29	0	0	0	1	0	0	0	0	7
BUTLER	10	3	319	156	10	0	31	27	0	59	1	7	83
CARROLL	1	0	16	0	0	0	0	0	0	0	0	0	0
CHAMPAIGN	0	0	25	3	0	0	25	1	0	1	0	3	0
CLARK	10	9	141	47	2	0	4	13	0	8	0	7	21
CLERMONT	6	11	52	129	0	2	21	18	0	7	0	6	3
CLINTON	0	0	27	1	0	0	0	0	0	1	0	0	4
COLUMBIANA	2	0	92	20	14	0	5	8	0	7	0	4	6
COSHOCTON	0	2	13	19	1	0	0	4	0	0	0	3	2
CRAWFORD	3	0	31	2	1	0	0	0	0	5	0	1	3
CUYAHOGA	166	30	37	4,746	15	0	630	491	0	833	0	113	258
DARKE	4	0	37	2	0	0	0	1	0	0	0	0	0
DEFIANCE	1	2	19	11	1	0	0	3	0	0	0	0	4
DELAWARE	2	4	75	15	0	0	1	4	0	9	0	3	0
ERIE	8	0	40	56	0	0	0	8	0	44	0	1	5
FAIRFIELD	2	1	77	34	4	1	0	7	0	10	0	3	5
FAYETTE	0	0	3	25	0	0	0	0	0	1	0	0	0
FRANKLIN	49	5	855	1,113	119	32	17	165	1	147	0	65	201
FULTON	4	0	31	3	0	0	0	1	0	0	0	0	0
GALLIA	3	0	18	12	0	0	0	3	0	4	0	0	2
GEAUGA	5	1	126	26	9	0	4	9	0	11	0	6	16
GREENE	4	0	38	102	3	1	14	8	0	15	0	5	7
GUERNSEY	1	0	20	11	0	0	0	1	0	0	0	0	0
HAMILTON	50	5	1,263	210	79	26	139	35	0	77	2	20	135
HANCOCK	3	2	58	10	4	1	0	5	0	7	0	3	4
HARDIN	2	0	7	2	0	0	0	1	0	0	0	2	1
HARRISON	0	0	3	6	1	0	0	1	0	1	0	0	1
HENRY	0	0	7	4	0	0	0	0	0	0	0	0	12
HIGHLAND	0	0	0	0	0	0	0	0	0	0	0	0	0
HOCKING	0	0	10	7	0	0	0	0	0	0	0	0	0
HOLMES	1	0	17	7	0	0	0	0	0	1	0	0	1
HURON	5	1	46	17	0	0	0	1	0	3	0	1	15
JACKSON	0	0	9	7	1	0	0	1	0	0	0	3	2
JEFFERSON	2	1	66	32	4	0	0	0	0	1	0	5	11
KNOX	2	0	29	12	0	0	0	0	0	0	0	0	2
LAKE	13	1	216	209	7	3	43	11	0	121	0	16	12
LAWRENCE	6	0	57	20	2	0	0	3	0	3	0	3	5
LICKING	4	0	97	44	1	0	0	12	0	6	0	3	8
LOGAN	1	2	23	8	0	0	0	2	0	0	0	1	2
LORAIN	21	2	314	126	2	0	27	21	0	28	0	11	21
LUCAS	43	2	573	371	23	0	3	61	2	63	1	19	103

COURTS OF COMMON PLEAS - GENERAL DIVISION

OTHER TORT TERMINATIONS (continued)

2001

COUNTY	JURY TRIAL	COURT TRIAL	SETTLED OR DISMISSED PRE TRIAL	DISMISSAL	FOR WANT OF PROSECUTION	MAGISTRATE	DIVERSION OR ARBITRATION	DEFAULT	UNAVAILABILITY OF PARTY	TRANSFERRED OUT	PRIVATE JUDGE REFERRAL	BANKRUPTCY		OTHER TERMINATIONS
												STAY/INTERLOCUTORY APPEAL		
MADISON	0	1	18	5	0	0	0	0	0	0	0	0	0	1
MAHONING	13	1	502	168	0	0	16	46	0	52	0	30		51
MARION	2	1	44	20	6	0	0	4	0	5	0	1		8
MEDINA	11	0	231	2	0	0	4	1	0	13	0	9		9
MEIGS	0	0	0	9	7	0	0	0	1	3	0	0		0
MERCER	0	0	15	0	4	0	2	0	0	0	0	1		1
MIAMI	3	0	43	29	6	0	0	3	0	3	0	4		5
MONROE	0	0	5	7	0	0	0	0	0	0	0	1		6
MONTGOMERY	49	1	476	660	86	84	66	282	0	126	0	58		58
MORGAN	0	0	0	4	0	0	0	0	0	0	0	0		0
MORROW	0	0	10	14	0	0	0	0	0	2	0	0		1
MUSKINGUM	1	0	25	54	0	0	0	3	0	6	0	5		2
NOBLE	0	0	1	4	0	0	0	1	0	0	0	0		0
OTTAWA	2	1	22	31	7	0	0	1	0	1	0	0		8
PAULDING	0	0	9	1	1	0	0	0	0	0	0	0		0
PERRY	0	0	14	0	0	0	0	4	0	2	0	1		1
PICKAWAY	1	0	9	32	1	0	0	3	0	1	0	0		4
PIKE	0	0	14	14	0	0	0	2	0	0	0	0		3
PORTAGE	8	1	78	80	2	2	2	20	2	13	0	3		13
PREBLE	1	1	1	11	0	0	0	0	0	0	0	0		0
PUTNAM	2	0	8	10	0	0	0	0	0	0	0	0		1
RICHLAND	13	1	161	15	4	1	0	10	0	7	0	2		26
ROSS	10	0	48	22	0	0	1	1	0	4	0	2		13
SANDUSKY	5	0	49	17	0	0	2	4	0	5	0	2		3
SCIOTO	6	1	31	65	1	0	0	10	0	2	0	2		2
SENECA	2	0	43	12	0	0	14	3	0	3	0	1		4
SHELBY	0	0	5	5	16	0	0	3	0	2	0	0		3
STARK	37	3	298	50	34	5	184	48	0	111	0	22		32
SUMMIT	68	1	709	277	12	5	145	38	0	127	0	21		119
TRUMBULL	15	17	415	20	1	4	0	10	0	43	0	17		44
TUSCARAWAS	6	0	96	7	5	0	0	2	0	7	0	4		9
UNION	2	0	11	6	0	0	0	1	0	1	0	0		2
VAN WERT	2	0	16	1	0	0	0	2	0	1	0	0		2
VINTON	1	1	10	0	0	0	0	1	0	2	0	0		0
WARREN	10	10	159	5	0	0	0	13	0	0	0	4		13
WASHINGTON	6	1	43	16	0	0	0	0	0	2	0	1		2
WAYNE	6	2	110	10	0	0	0	4	0	6	0	3		8
WILLIAMS	1	0	20	6	0	0	1	0	0	1	0	0		3
WOOD	5	0	123	12	3	0	3	4	0	12	0	3		9
WYANDOT	1	0	5	6	0	0	0	0	0	0	0	0		1
STATEWIDE	739	135	9,142	9,541	508	167	1,404	1,467	6	2,082	4	527		1,476

88

COURTS OF COMMON PLEAS - GENERAL DIVISION
WORKERS COMPENSATION OVERALL CASELOADS
2001

<u>COUNTY</u>	<u>CASES PENDING JANUARY 1</u>	<u>NEW FILINGS</u>	<u>REACTIVATIONS AND TRANSFERS</u>	<u>TOTAL CASES</u>	<u>TOTAL TERMINATIONS</u>	<u>CLEARANCE RATE</u>	<u>CASES PENDING DECEMBER 31</u>	<u>CASES PENDING BEYOND TIME GUIDELINES</u>
ADAMS	8	7	0	15	10	142.9%	5	0
ALLEN	30	22	8	60	38	126.7%	22	2
ASHLAND	13	25	0	38	23	92.0%	15	0
ASHTABULA	89	53	6	148	68	115.3%	80	26
ATHENS	9	9	0	18	8	88.9%	10	2
AUGLAIZE	4	12	1	17	9	69.2%	8	0
BELMONT	20	33	2	55	26	74.3%	29	4
BROWN	27	6	0	33	20	333.3%	13	7
BUTLER	178	285	12	475	318	107.1%	157	25
CARROLL	8	9	0	17	10	111.1%	7	0
CHAMPAIGN	14	15	5	34	20	100.0%	14	3
CLARK	124	68	2	194	74	105.7%	120	51
CLERMONT	57	61	1	119	58	93.5%	61	11
CLINTON	19	22	1	42	17	73.9%	25	3
COLUMBIANA	35	40	2	77	41	97.6%	36	1
COSHOCTON	7	12	0	19	12	100.0%	7	0
CRAWFORD	7	14	0	21	11	78.6%	10	1
CUYAHOGA	828	1,076	235	2,139	1,373	104.7%	766	62
DARKE	10	14	0	24	12	85.7%	12	0
DEFIANCE	19	24	0	43	19	79.2%	24	3
DELAWARE	10	21	3	34	20	83.3%	14	0
ERIE	55	19	0	74	31	163.2%	43	20
FAIRFIELD	18	22	1	41	26	113.0%	15	1
FAYETTE	4	4	0	8	3	75.0%	5	1
FRANKLIN	406	536	72	1,014	611	100.5%	403	9
FULTON	0	0	0	0	0	-	0	0
GALLIA	1	0	0	1	1	-	0	0
GEAUGA	31	43	3	77	45	97.8%	32	0
GREENE	29	41	2	72	34	79.1%	38	0
GUERNSEY	9	13	2	24	14	93.3%	10	0
HAMILTON	513	578	42	1,133	636	102.6%	497	49
HANCOCK	22	28	1	51	22	75.9%	29	6
HARDIN	6	11	0	17	8	72.7%	9	0
HARRISON	2	6	0	8	3	50.0%	5	0
HENRY	8	9	0	17	6	66.7%	11	0
HIGHLAND	16	12	0	28	12	100.0%	16	10
HOCKING	3	7	0	10	6	85.7%	4	0
HOLMES	4	9	0	13	7	77.8%	6	0
HURON	11	21	1	33	12	54.5%	21	1
JACKSON	12	12	0	24	13	108.3%	11	2
JEFFERSON	22	28	2	52	26	86.7%	26	5
KNOX	2	6	0	8	4	66.7%	4	0
LAKE	85	104	32	221	145	106.6%	76	3
LAWRENCE	14	12	2	28	19	135.7%	9	0
LICKING	24	36	9	69	47	104.4%	22	1
LOGAN	16	28	1	45	22	75.9%	23	1
LORAIN	161	188	8	357	188	95.9%	169	33
LUCAS	152	175	12	339	209	111.8%	130	2

COURTS OF COMMON PLEAS - GENERAL DIVISION
WORKERS COMPENSATION OVERALL CASELOADS (continued)
2001

<u>COUNTY</u>	<u>CASES PENDING JANUARY 1</u>	<u>NEW FILINGS</u>	<u>REACTIVATIONS AND TRANSFERS</u>	<u>TOTAL CASES</u>	<u>TOTAL TERMIN- ATIONS</u>	<u>CLEARANCE RATE</u>	<u>CASES PENDING DECEMBER 31</u>	<u>CASES PENDING BEYOND TIME GUIDELINES</u>
MADISON	8	14	1	23	11	73.3%	12	1
MAHONING	187	327	40	554	249	67.8%	305	24
MARION	21	34	4	59	25	65.8%	34	4
MEDINA	59	60	2	121	64	103.2%	57	0
MEIGS	0	3	0	3	2	66.7%	1	0
MERCER	9	9	0	18	11	122.2%	7	0
MIAMI	26	46	3	75	39	79.6%	36	1
MONROE	9	7	0	16	10	142.9%	6	0
MONTGOMERY	255	288	20	563	345	112.0%	218	15
MORGAN	2	4	0	6	3	75.0%	3	0
MORROW	12	7	0	19	7	100.0%	12	0
MUSKINGUM	27	24	1	52	26	104.0%	26	6
NOBLE	1	0	0	1	1	#DIV/0!	0	0
OTTAWA	8	16	0	24	16	100.0%	8	0
PAULDING	4	3	0	7	6	200.0%	1	0
PERRY	3	11	0	14	5	45.5%	9	0
PICKAWAY	7	17	0	24	9	52.9%	15	1
PIKE	12	8	0	20	12	150.0%	8	1
PORTAGE	87	57	0	144	61	107.0%	83	28
PREBLE	1	2	0	3	2	100.0%	1	0
PUTNAM	4	4	0	8	5	125.0%	3	0
RICHLAND	108	100	25	233	138	110.4%	95	4
ROSS	21	8	3	32	16	145.5%	16	9
SANDUSKY	15	24	1	40	19	76.0%	21	1
SCIOTO	44	53	4	101	54	94.7%	47	8
SENECA	8	20	0	28	18	90.0%	10	0
SHELBY	16	27	1	44	22	78.6%	22	0
STARK	87	217	44	348	244	93.5%	104	0
SUMMIT	256	351	64	671	422	101.7%	249	9
TRUMBULL	229	282	28	539	264	85.2%	275	7
TUSCARAWAS	47	72	9	128	76	93.8%	52	2
UNION	20	39	0	59	38	97.4%	21	0
VAN WERT	2	9	0	11	4	44.4%	7	0
VINTON	1	2	0	3	1	50.0%	2	0
WARREN	46	43	0	89	35	81.4%	54	15
WASHINGTON	17	15	0	32	20	133.3%	12	0
WAYNE	29	39	0	68	39	100.0%	29	0
WILLIAMS	18	14	0	32	20	142.9%	12	0
WOOD	34	33	1	68	48	141.2%	20	0
WYANDOT	5	8	2	15	6	60.0%	9	3
STATEWIDE	4,887	6,073	721	13,682	6,730	99.1%	4,951	484

COURTS OF COMMON PLEAS - GENERAL DIVISION

WORKERS COMPENSATION TERMINATIONS

2001

COUNTY	JURY TRIAL	COURT TRIAL	SETTLED OR	DIS-	FOR WANT	MAGI-	DIVERSION	DE-	UNAVAIL-	TRANS-	PRIVATE	BANKRUPTCY	OTHER	TOTAL
			DISMISSED		MISSAL		OF PROS-		OR ARBI-	ABILITY	FERRED	JUDGE		STAY/INTER-
			PRE TRIAL		ECUTION	STRATE	TRATION	FAULT	OF PARTY	OUT	REFERRAL	LOCUTORY	ATIONS	ATIONS
ADAMS	1	0	0	6	0	0	0	1	0	1	0	0	1	10
ALLEN	1	0	22	9	0	0	0	1	0	2	0	1	2	38
ASHLAND	0	0	18	2	0	0	0	0	0	2	0	0	1	23
ASHTABULA	0	1	32	24	0	0	0	0	0	7	0	0	4	68
ATHENS	0	0	5	1	0	0	0	0	0	0	0	0	2	8
AUGLAIZE	0	0	6	3	0	0	0	0	0	0	0	0	0	9
BELMONT	0	0	7	15	0	0	0	0	0	2	0	0	2	26
BROWN	0	0	0	9	0	0	0	0	0	0	0	0	11	20
BUTLER	0	17	80	72	1	0	1	42	0	20	1	0	84	318
CARROLL	1	0	8	1	0	0	0	0	0	0	0	0	0	10
CHAMPAIGN	0	1	6	0	0	0	7	0	0	0	0	0	6	20
CLARK	1	0	38	24	0	0	0	0	0	7	0	1	3	74
CLERMONT	2	1	10	43	0	0	0	0	0	2	0	0	0	58
CLINTON	0	0	15	0	0	0	0	0	0	1	0	0	1	17
COLUMBIANA	0	0	17	14	8	0	0	1	0	1	0	0	0	41
COSHOCTON	1	0	4	4	0	0	0	0	0	0	0	0	3	12
CRAWFORD	0	0	8	1	0	0	0	0	0	1	0	0	1	11
CUYAHOGA	10	4	7	1,049	2	0	19	2	0	239	0	6	35	1,373
DARKE	0	0	9	3	0	0	0	0	0	0	0	0	0	12
DEFIANCE	0	0	14	2	0	0	0	0	0	1	0	0	2	19
DELAWARE	0	0	14	2	0	0	0	0	0	3	0	0	1	20
ERIE	0	0	7	14	0	0	0	0	0	7	0	0	3	31
FAIRFIELD	0	0	15	9	0	0	0	0	0	2	0	0	0	26
FAYETTE	0	0	0	3	0	0	0	0	0	0	0	0	0	3
FRANKLIN	2	0	200	300	32	2	0	5	0	26	0	3	41	611
FULTON	0	0	0	0	0	0	0	0	0	0	0	0	0	0
GALLIA	0	0	1	0	0	0	0	0	0	0	0	0	0	1
GEAUGA	1	1	36	0	1	0	0	0	0	2	0	0	4	45
GREENE	2	0	8	22	0	0	0	0	0	2	0	0	0	34
GUERNSEY	1	0	4	6	0	0	0	0	0	0	0	2	1	14
HAMILTON	3	7	432	79	28	3	0	0	0	40	0	0	44	636
HANCOCK	1	0	15	4	0	0	0	0	0	1	0	0	1	22
HARDIN	0	1	3	3	0	0	0	0	1	0	0	0	0	8
HARRISON	0	0	0	3	0	0	0	0	0	0	0	0	0	3
HENRY	0	0	2	0	0	0	0	0	0	0	0	0	4	6
HIGHLAND	0	0	6	3	0	0	0	0	0	1	0	0	2	12
HOCKING	0	0	4	2	0	0	0	0	0	0	0	0	0	6
HOLMES	0	0	4	3	0	0	0	0	0	0	0	0	0	7
HURON	1	0	8	0	0	0	0	0	0	1	0	0	2	12
JACKSON	1	0	4	7	0	0	0	0	0	1	0	0	0	13
JEFFERSON	2	0	12	8	0	0	0	0	0	0	0	0	4	26
KNOX	0	0	4	0	0	0	0	0	0	0	0	0	0	4
LAKE	0	0	43	73	1	0	0	0	0	26	0	0	2	145
LAWRENCE	0	0	11	8	0	0	0	0	0	0	0	0	0	19
LICKING	3	0	21	17	0	0	0	1	0	5	0	0	0	47
LOGAN	0	0	15	7	0	0	0	0	0	0	0	0	0	22
LORAIN	1	0	114	53	0	0	0	0	0	11	0	1	8	188
LUCAS	3	1	104	74	3	0	0	0	0	7	0	1	16	209

COURTS OF COMMON PLEAS - GENERAL DIVISION

WORKERS COMPENSATION TERMINATIONS (continued)

2001

COUNTY	JURY TRIAL	COURT TRIAL	SETTLED OR DISMISSED PRE TRIAL	DISMISSAL	FOR WANT OF PROSECUTION	MAGISTRATE	DIVERSION OR ARBITRATION	DEFAULT	UNAVAILABILITY OF PARTY	TRANSFERRED OUT	PRIVATE JUDGE REFERRAL	BANKRUPTCY STAY / INTERLOCUTORY APPEAL	OTHER TERMINATIONS	TOTAL TERMINATIONS
MADISON	0	0	5	6	0	0	0	0	0	0	0	0	0	11
MAHONING	3	0	81	111	0	1	0	6	0	28	0	5	14	249
MARION	0	0	14	7	1	0	0	0	0	0	0	0	3	25
MEDINA	0	0	56	0	0	1	0	1	0	4	0	0	2	64
MEIGS	0	0	0	0	2	0	0	0	0	0	0	0	0	2
MERCER	0	0	5	0	3	0	0	0	0	1	0	0	2	11
MIAMI	0	0	17	12	1	0	0	0	0	6	0	0	3	39
MONROE	0	0	3	6	0	0	0	0	0	0	0	0	1	10
MONTGOMERY	5	0	95	190	7	1	0	23	0	19	0	1	4	345
MORGAN	0	0	0	2	0	0	0	0	0	1	0	0	0	3
MORROW	0	0	0	6	0	0	0	0	0	0	0	1	0	7
MUSKINGUM	0	0	7	18	0	0	0	1	0	0	0	0	0	26
NOBLE	0	0	0	1	0	0	0	0	0	0	0	0	0	1
OTTAWA	0	0	6	10	0	0	0	0	0	0	0	0	0	16
PAULDING	0	0	4	0	0	0	0	0	0	0	0	0	2	6
PERRY	0	0	4	0	0	0	0	0	0	1	0	0	0	5
PICKAWAY	0	0	0	8	1	0	0	0	0	0	0	0	0	9
PIKE	0	0	7	4	0	0	0	0	0	0	0	0	1	12
PORTAGE	1	0	29	23	0	0	0	1	0	4	0	0	3	61
PREBLE	0	0	0	2	0	0	0	0	0	0	0	0	0	2
PUTNAM	0	0	4	1	0	0	0	0	0	0	0	0	0	5
RICHLAND	2	0	104	8	1	0	0	1	0	2	0	0	20	138
ROSS	1	0	9	5	0	0	0	0	0	0	0	0	1	16
SANDUSKY	0	0	6	9	0	0	0	0	0	2	0	0	2	19
SCIOTO	0	0	11	29	1	0	0	0	0	5	0	0	8	54
SENECA	0	0	12	1	0	0	3	0	0	0	0	0	2	18
SHELBY	0	0	10	4	6	0	0	0	0	0	0	0	2	22
STARK	3	0	95	7	21	14	27	2	0	60	0	3	12	244
SUMMIT	3	1	207	75	3	2	40	0	0	68	0	1	22	422
TRUMBULL	2	15	151	46	0	0	0	0	0	34	0	4	12	264
TUSCARAWAS	0	0	59	0	4	0	0	0	0	11	0	1	1	76
UNION	0	0	19	14	0	0	0	0	0	1	0	0	4	38
VAN WERT	0	0	2	0	2	0	0	0	0	0	0	0	0	4
VINTON	0	0	1	0	0	0	0	0	0	0	0	0	0	1
WARREN	1	0	30	4	0	0	0	0	0	0	0	0	0	35
WASHINGTON	0	0	16	3	0	0	0	0	0	0	0	1	0	20
WAYNE	0	0	34	3	0	0	0	0	0	1	0	0	1	39
WILLIAMS	0	0	16	3	0	0	0	0	0	0	0	0	1	20
WOOD	0	0	35	9	0	0	0	1	0	2	0	0	1	48
WYANDOT	0	0	1	1	0	0	0	1	0	2	0	1	0	6
STATEWIDE	59	50	2,548	2,610	129	24	97	90	1	673	1	33	415	6,730

COURTS OF COMMON PLEAS - GENERAL DIVISION
FORECLOSURE OVERALL CASELOADS
2001

<u>COUNTY</u>	<u>CASES PENDING JANUARY 1</u>	<u>NEW FILINGS</u>	<u>REACTIVATIONS AND TRANSFERS</u>	<u>TOTAL CASES</u>	<u>TOTAL TERMIN- ATIONS</u>	<u>CLEARANCE RATE</u>	<u>CASES PENDING DECEMBER 31</u>	<u>CASES PENDING BEYOND TIME GUIDELINES</u>
ADAMS	22	83	0	105	77	92.8%	28	0
ALLEN	166	583	66	815	514	79.2%	301	7
ASHLAND	20	104	2	126	89	84.0%	37	0
ASHTABULA	140	403	23	566	375	88.0%	191	9
ATHENS	39	89	4	132	94	101.1%	38	1
AUGLAIZE	37	124	12	173	121	89.0%	52	1
BELMONT	49	159	24	232	162	88.5%	70	2
BROWN	78	186	11	275	155	78.7%	120	26
BUTLER	655	1,370	50	2,075	1,467	103.3%	608	16
CARROLL	35	82	3	120	82	96.5%	38	0
CHAMPAIGN	45	154	57	256	128	60.7%	128	17
CLARK	243	733	35	1,011	626	81.5%	385	16
CLERMONT	211	581	37	829	515	83.3%	314	23
CLINTON	49	139	14	202	143	93.5%	59	3
COLUMBIANA	116	392	28	536	381	90.7%	155	0
COSHOCTON	24	93	5	122	87	88.8%	35	0
CRAWFORD	40	182	12	234	147	75.8%	87	5
CUYAHOGA	369	6,959	903	8,231	7,857	99.9%	374	0
DARKE	39	148	18	205	144	86.7%	61	0
DEFIANCE	48	87	3	138	79	87.8%	59	12
DELAWARE	86	215	21	322	219	92.8%	103	5
ERIE	123	215	6	344	204	92.3%	140	24
FAIRFIELD	178	398	15	591	384	93.0%	207	14
FAYETTE	84	103	0	187	70	68.0%	117	7
FRANKLIN	1,670	5,077	389	7,136	4,837	88.5%	2,299	29
FULTON	29	89	10	128	82	82.8%	46	0
GALLIA	23	67	0	90	73	109.0%	17	0
GEAUGA	68	180	12	260	198	103.1%	62	1
GREENE	137	443	27	607	420	89.4%	187	1
GUERNSEY	31	162	15	208	157	88.7%	51	0
HAMILTON	894	3,080	250	4,224	3,028	90.9%	1,196	20
HANCOCK	78	162	11	251	155	89.6%	96	8
HARDIN	54	122	6	182	95	74.2%	87	9
HARRISON	12	58	2	72	52	86.7%	20	0
HENRY	50	71	3	124	69	93.2%	55	0
HIGHLAND	89	198	0	287	150	75.8%	137	21
HOCKING	38	77	0	115	79	102.6%	36	0
HOLMES	7	42	0	49	36	85.7%	13	0
HURON	42	175	13	230	135	71.8%	95	3
JACKSON	36	123	2	161	109	87.2%	52	0
JEFFERSON	88	179	16	283	199	102.1%	84	6
KNOX	129	174	6	309	162	90.0%	147	18
LAKE	212	655	129	996	655	83.5%	341	7
LAWRENCE	62	145	11	218	146	93.6%	72	6
LICKING	166	517	55	738	516	90.2%	222	5
LOGAN	114	182	21	317	190	93.6%	127	0
LORAIN	333	1,111	67	1,511	1,040	88.3%	471	7
LUCAS	777	1,807	80	2,664	1,687	89.4%	977	20

COURTS OF COMMON PLEAS - GENERAL DIVISION
FORECLOSURE OVERALL CASELOADS (continued)
2001

<u>COUNTY</u>	<u>CASES PENDING JANUARY 1</u>	<u>NEW FILINGS</u>	<u>REACTIVATIONS AND TRANSFERS</u>	<u>TOTAL CASES</u>	<u>TOTAL TERMIN- ATIONS</u>	<u>CLEARANCE RATE</u>	<u>CASES PENDING DECEMBER 31</u>	<u>CASES PENDING BEYOND TIME GUIDELINES</u>
MADISON	39	111	37	187	141	95.3%	46	1
MAHONING	376	1,012	153	1,541	1,060	91.0%	481	14
MARION	117	340	54	511	362	91.9%	149	4
MEDINA	142	402	10	554	419	101.7%	135	0
MEIGS	35	69	10	114	87	110.1%	27	0
MERCER	22	90	15	127	94	89.5%	33	0
MIAMI	71	247	14	332	235	90.0%	97	0
MONROE	11	10	0	21	17	170.0%	4	0
MONTGOMERY	919	3,152	263	4,334	3,009	88.1%	1,325	20
MORGAN	19	26	32	77	61	105.2%	16	0
MORROW	136	129	4	269	144	108.3%	125	0
MUSKINGUM	106	269	29	404	286	96.0%	118	8
NOBLE	23	26	1	50	27	100.0%	23	2
OTTAWA	43	96	2	141	93	94.9%	48	0
PAULDING	33	83	2	118	66	77.6%	52	0
PERRY	20	138	0	158	118	85.5%	40	0
PICKAWAY	37	130	4	171	111	82.8%	60	0
PIKE	40	73	2	115	65	86.7%	50	6
PORTAGE	167	378	0	545	338	89.4%	207	20
PREBLE	61	168	7	236	155	88.6%	81	0
PUTNAM	11	44	4	59	44	91.7%	15	0
RICHLAND	175	479	95	749	515	89.7%	234	11
ROSS	84	226	12	322	213	89.5%	109	13
SANDUSKY	42	130	9	181	112	80.6%	69	3
SCIOTO	74	207	0	281	195	94.2%	86	1
SENECA	24	162	13	199	154	88.0%	45	0
SHELBY	40	165	12	217	160	90.4%	57	0
STARK	376	1,570	141	2,087	1,589	92.9%	498	2
SUMMIT	727	2,525	139	3,391	2,347	88.1%	1,044	14
TRUMBULL	272	882	97	1,251	853	87.1%	398	15
TUSCARAWAS	59	212	13	284	187	83.1%	97	1
UNION	17	129	14	160	132	92.3%	28	0
VAN WERT	17	99	36	152	112	83.0%	40	2
VINTON	20	34	1	55	22	62.9%	33	0
WARREN	137	458	77	672	494	92.3%	178	6
WASHINGTON	41	127	0	168	101	79.5%	67	3
WAYNE	61	184	20	265	172	84.3%	93	1
WILLIAMS	12	87	1	100	71	80.7%	29	0
WOOD	60	227	12	299	195	81.6%	104	0
WYANDOT	14	45	2	61	48	102.1%	13	1
STATEWIDE	12,715	43,419	3,811	61,946	42,994	91.0%	16,951	497

COURTS OF COMMON PLEAS - GENERAL DIVISION
FORECLOSURE TERMINATIONS
2001

COUNTY	JURY TRIAL	COURT TRIAL	SETTLED OR DISMISSED PRE TRIAL	DIS-MISSAL	FOR WANT OF PROSECUTION	MAGISTRATE	DIVERSION OR ARBITRATION	DE-FULT	UNAVAIL-ABILITY OF PARTY	TRANS-FERRED OUT	PRIVATE JUDGE REFERRAL	BANKRUPTCY	OTHER TERMINATIONS	TOTAL TERMINATIONS
												STAY/INTER-LOCUTORY APPEAL		
ADAMS	0	0	1	12	0	0	0	49	1	6	0	5	3	77
ALLEN	0	5	17	132	1	0	0	30	0	1	0	36	292	514
ASHLAND	0	0	0	30	0	0	0	0	0	0	0	8	51	89
ASHTABULA	0	1	36	76	0	1	2	193	0	0	0	32	34	375
ATHENS	0	0	4	20	2	0	0	41	0	1	0	9	17	94
AUGLAIZE	0	0	1	18	2	0	0	72	0	1	0	8	19	121
BELMONT	0	0	2	45	0	0	0	106	0	1	0	7	1	162
BROWN	0	0	0	41	0	0	0	109	0	0	0	2	3	155
BUTLER	0	3	119	343	13	0	13	762	0	8	1	79	126	1,467
CARROLL	0	0	28	1	0	0	0	39	0	0	0	11	3	82
CHAMPAIGN	0	0	35	4	0	0	1	68	0	1	0	18	1	128
CLARK	0	0	49	74	1	0	0	419	0	0	0	39	44	626
CLERMONT	0	22	39	184	0	35	0	192	1	0	0	37	5	515
CLINTON	0	0	46	0	0	0	0	0	0	0	0	6	91	143
COLUMBIANA	0	2	27	71	26	0	0	202	0	3	0	38	12	381
COSHOCTON	0	0	2	15	0	0	0	60	0	0	0	7	3	87
CRAWFORD	0	0	8	17	0	0	0	92	1	1	0	16	12	147
CUYAHOGA	0	0	0	31	0	7,805	9	5	0	2	0	3	2	7,857
DARKE	0	1	2	40	0	0	0	75	0	0	0	21	5	144
DEFIANCE	3	38	4	26	3	0	0	0	0	0	0	5	0	79
DELAWARE	0	0	43	31	0	0	0	115	0	0	0	22	8	219
ERIE	0	0	6	55	0	0	0	94	0	2	0	12	35	204
FAIRFIELD	0	0	21	91	4	0	0	187	0	3	0	50	28	384
FAYETTE	0	1	4	37	1	0	0	0	0	0	0	17	10	70
FRANKLIN	0	19	206	1,154	67	22	0	2,373	0	20	0	529	447	4,837
FULTON	0	0	27	7	0	0	0	36	0	0	0	0	12	82
GALLIA	1	7	1	21	4	0	0	26	0	10	0	2	1	73
GEAUGA	0	0	46	32	6	0	0	62	0	2	0	14	36	198
GREENE	0	0	6	114	14	2	1	235	0	3	0	26	19	420
GUERNSEY	0	0	8	34	1	0	0	96	0	0	0	7	11	157
HAMILTON	0	0	775	184	104	1,306	7	239	14	32	0	219	148	3,028
HANCOCK	2	1	12	41	4	0	6	58	0	1	0	11	19	155
HARDIN	0	1	16	12	1	0	0	10	1	0	0	27	27	95
HARRISON	0	0	0	5	8	0	0	36	0	0	0	3	0	52
HENRY	0	0	1	13	6	0	0	11	0	0	0	0	38	69
HIGHLAND	0	0	1	56	0	0	0	8	0	0	0	19	66	150
HOCKING	4	4	42	25	0	0	0	0	0	0	0	4	0	79
HOLMES	0	1	2	7	0	0	0	20	0	0	0	5	1	36
HURON	0	0	2	40	2	0	0	73	0	0	0	6	12	135
JACKSON	0	0	1	24	6	0	0	68	0	0	0	8	2	109
JEFFERSON	0	0	14	34	1	0	0	60	0	1	0	11	78	199
KNOX	0	2	3	63	0	0	0	0	0	1	0	18	75	162
LAKE	0	0	12	220	18	0	0	230	0	52	0	61	62	655
LAWRENCE	0	3	1	33	1	0	0	82	0	7	0	8	11	146
LICKING	0	0	24	126	6	0	0	262	0	6	0	54	38	516
LOGAN	0	0	22	34	3	0	0	94	0	0	0	36	1	190
LORAIN	0	1	126	180	0	0	0	464	0	38	0	128	103	1,040
LUCAS	0	0	190	253	24	0	7	942	1	9	1	128	132	1,687

COURTS OF COMMON PLEAS - GENERAL DIVISION

FORECLOSURE TERMINATIONS (continued)

2001

COUNTY	JURY TRIAL	COURT TRIAL	SETTLED OR		FOR WANT OF PROSECUTION	MAGISTRATE	DIVERSION OR ARBITRATION	DE-FULT	UNAVAILABILITY OF PARTY	TRANS-FERRED OUT	PRIVATE JUDGE REFERRAL	BANKRUPTCY		OTHER TERMINATIONS	TOTAL TERMINATIONS
			DISMISSED PRE TRIAL	DISMISSAL								STAY / INTER-LOCUTORY APPEAL	APPEAL		
MADISON	0	1	18	32	0	0	0	31	0	1	0	13	45	141	
MAHONING	0	1	13	249	0	2	1	629	0	19	0	114	32	1,060	
MARION	0	0	23	60	14	0	1	177	0	3	0	30	54	362	
MEDINA	1	1	184	3	1	0	0	146	0	7	0	36	40	419	
MEIGS	5	6	1	12	11	0	0	47	0	2	0	1	2	87	
MERCER	0	0	2	2	17	0	0	53	0	0	0	13	7	94	
MIAMI	0	1	2	55	2	0	0	133	0	0	0	27	15	235	
MONROE	0	0	1	5	0	0	0	4	0	0	0	1	6	17	
MONTGOMERY	0	0	24	576	201	14	0	1,759	0	24	0	268	143	3,009	
MORGAN	2	2	4	7	0	0	0	21	0	0	0	6	19	61	
MORROW	0	0	3	53	0	0	0	66	0	2	0	9	11	144	
MUSKINGUM	0	0	4	70	0	0	0	183	0	1	0	19	9	286	
NOBLE	0	2	0	12	0	0	0	10	0	0	0	1	16	93	
OTTAWA	0	0	5	26	5	0	0	40	0	0	0	4	2	66	
PAULDING	0	0	28	0	0	0	0	32	0	0	0	5	11	118	
PERRY	0	0	30	5	2	0	0	64	0	1	0	9	13	111	
PICKAWAY	0	0	1	40	1	0	0	47	0	0	0	4	4	65	
PIKE	0	0	1	23	0	0	0	33	0	0	0	11	25	338	
PORTAGE	0	1	12	117	4	6	0	144	7	2	9	10	3	155	
PREBLE	0	0	1	53	0	0	0	88	0	0	0	5	12	44	
PUTNAM	0	3	4	12	0	0	0	8	0	0	0	44	119	515	
RICHLAND	0	0	96	10	9	0	0	234	0	3	0	18	27	213	
ROSS	0	0	2	38	0	0	0	128	0	0	0	11	62	112	
SANDUSKY	0	0	2	29	0	0	0	8	0	0	0	23	16	195	
SCIOTO	0	0	5	40	3	0	0	108	0	0	0	11	19	154	
SENECA	0	0	34	17	0	0	0	68	0	5	0	19	9	160	
SHELBY	0	1	5	29	10	0	0	87	0	0	0	145	101	1,589	
STARK	0	0	51	217	80	0	0	953	0	42	0	263	424	2,347	
SUMMIT	0	1	118	462	48	5	1	1006	0	19	0	97	30	853	
TRUMBULL	0	342	259	15	0	0	0	91	1	7	11	10	32	187	
TUSCARAWAS	0	0	46	2	6	0	0	90	0	1	0	17	23	132	
UNION	0	5	14	14	0	0	0	57	0	2	0	11	18	112	
VAN WERT	0	1	21	5	5	0	5	44	0	2	0	1	0	22	
VINTON	0	5	7	3	1	0	0	5	0	0	0	32	137	494	
WARREN	0	2	154	12	0	0	0	157	0	0	0	14	4	101	
WASHINGTON	0	1	13	24	1	0	0	44	0	0	0	19	8	172	
WAYNE	0	1	30	18	2	0	0	91	0	3	0	6	1	71	
WILLIAMS	0	0	2	21	0	0	0	41	0	0	0	21	12	195	
WOOD	0	0	30	58	3	0	0	64	0	7	0	1	18	48	
WYANDOT	0	0	2	9	1	0	0	17	0	0	0				
STATEWIDE	18	489	3,284	6,541	756	9,198	54	15,403	27	365	22	3,162	3,675	42,994	

COURTS OF COMMON PLEAS - GENERAL DIVISION
ADMINISTRATIVE APPEAL OVERALL CASELOADS
2001

<u>COUNTY</u>	<u>CASES PENDING JANUARY 1</u>	<u>NEW FILINGS</u>	<u>REACTIVATIONS AND TRANSFERS</u>	<u>TOTAL CASES</u>	<u>TOTAL TERMIN- ATIONS</u>	<u>CLEARANCE RATE</u>	<u>CASES PENDING DECEMBER 31</u>	<u>CASES PENDING BEYOND TIME GUIDELINES</u>
ADAMS	0	1	0	1	1	100.0%	0	0
ALLEN	5	13	1	19	13	92.9%	6	0
ASHLAND	2	5	0	7	3	60.0%	4	0
ASHTABULA	8	8	0	16	11	137.5%	5	1
ATHENS	7	8	0	15	8	100.0%	7	1
AUGLAIZE	0	1	0	1	1	100.0%	0	0
BELMONT	2	3	2	7	6	120.0%	1	0
BROWN	7	0	0	7	2	-	5	5
BUTLER	20	20	4	44	25	104.2%	19	3
CARROLL	1	2	0	3	3	150.0%	0	0
CHAMPAIGN	8	5	1	14	6	100.0%	8	5
CLARK	7	3	0	10	5	166.7%	5	2
CLERMONT	10	11	0	21	8	72.7%	13	10
CLINTON	1	2	0	3	2	100.0%	1	0
COLUMBIANA	3	9	1	13	11	110.0%	2	0
COSHOCTON	0	29	1	30	28	93.3%	2	0
CRAWFORD	1	1	0	2	1	100.0%	1	0
CUYAHOGA	111	138	21	270	164	103.1%	106	31
DARKE	0	2	0	2	1	50.0%	1	0
DEFIANCE	1	0	0	1	1	-	0	0
DELAWARE	3	9	0	12	6	66.7%	6	2
ERIE	25	24	0	49	9	37.5%	40	13
FAIRFIELD	2	8	0	10	5	62.5%	5	2
FAYETTE	3	3	0	6	4	133.3%	2	2
FRANKLIN	223	294	48	565	380	111.1%	185	15
FULTON	14	19	0	33	15	78.9%	18	0
GALLIA	7	9	0	16	12	133.3%	4	1
GEAUGA	5	23	0	28	15	65.2%	13	0
GREENE	13	8	1	22	15	166.7%	7	1
GUERNSEY	6	6	1	13	11	157.1%	2	0
HAMILTON	65	82	5	152	74	85.1%	78	2
HANCOCK	6	2	2	10	8	200.0%	2	1
HARDIN	1	0	0	1	1	-	0	0
HARRISON	0	0	0	0	0	-	0	0
HENRY	5	7	0	12	10	142.9%	2	0
HIGHLAND	13	1	0	14	5	500.0%	9	8
HOCKING	0	0	0	0	0	-	0	0
HOLMES	0	2	0	2	0	0.0%	2	0
HURON	1	2	1	4	4	133.3%	0	0
JACKSON	0	0	0	0	0	-	0	0
JEFFERSON	5	3	2	10	3	60.0%	7	2
KNOX	12	6	0	18	12	200.0%	6	2
LAKE	9	23	8	40	26	83.9%	14	0
LAWRENCE	4	3	1	8	5	125.0%	3	0
LICKING	6	15	0	21	11	73.3%	10	0
LOGAN	1	3	0	4	4	133.3%	0	0
LORAIN	1	1	0	2	2	200.0%	0	0
LUCAS	24	30	7	61	46	124.3%	15	1

COURTS OF COMMON PLEAS - GENERAL DIVISION
ADMINISTRATIVE APPEAL OVERALL CASELOADS (continued)
2001

<u>COUNTY</u>	<u>CASES PENDING JANUARY 1</u>	<u>NEW FILINGS</u>	<u>REACTIVATIONS AND TRANSFERS</u>	<u>TOTAL CASES</u>	<u>TOTAL TERMIN- ATIONS</u>	<u>CLEARANCE RATE</u>	<u>CASES PENDING DECEMBER 31</u>	<u>CASES PENDING BEYOND TIME GUIDELINES</u>
MADISON	0	2	0	2	2	100.0%	0	0
MAHONING	22	42	8	72	35	70.0%	37	12
MARION	1	2	1	4	3	100.0%	1	0
MEDINA	11	12	2	25	16	114.3%	9	0
MEIGS	5	4	0	9	9	225.0%	0	0
MERCER	1	4	0	5	4	100.0%	1	0
MIAMI	6	15	2	23	16	94.1%	7	1
MONROE	0	2	1	3	2	66.7%	1	0
MONTGOMERY	46	30	2	78	54	168.8%	24	10
MORGAN	0	0	0	0	0	-	0	0
MORROW	3	1	0	4	2	200.0%	2	0
MUSKINGUM	2	1	0	3	2	200.0%	1	1
NOBLE	0	4	0	4	1	25.0%	3	1
OTTAWA	4	4	0	8	4	100.0%	4	1
PAULDING	1	0	0	1	1	-	0	0
PERRY	1	0	0	1	1	-	0	0
PICKAWAY	2	5	0	7	5	100.0%	2	0
PIKE	1	8	0	9	2	25.0%	7	1
PORTAGE	22	18	0	40	28	155.6%	12	6
PREBLE	9	10	0	19	11	110.0%	8	1
PUTNAM	0	0	0	0	0	-	0	0
RICHLAND	3	3	1	7	5	125.0%	2	0
ROSS	3	6	2	11	7	87.5%	4	1
SANDUSKY	0	2	0	2	0	0.0%	2	0
SCIOTO	4	7	0	11	6	85.7%	5	1
SENECA	1	3	0	4	3	100.0%	1	0
SHELBY	3	0	0	3	3	-	0	0
STARK	19	43	8	70	49	96.1%	21	0
SUMMIT	57	69	7	133	80	105.3%	53	8
TRUMBULL	35	16	2	53	22	122.2%	31	12
TUSCARAWAS	2	4	1	7	6	120.0%	1	0
UNION	0	2	0	2	1	50.0%	1	0
VAN WERT	0	3	1	4	4	100.0%	0	0
VINTON	0	0	0	0	0	-	0	0
WARREN	3	10	0	13	5	50.0%	8	1
WASHINGTON	1	2	0	3	1	50.0%	2	1
WAYNE	3	3	1	7	5	125.0%	2	0
WILLIAMS	0	0	0	0	0	-	0	0
WOOD	3	9	1	13	4	40.0%	9	1
WYANDOT	0	1	0	1	0	0.0%	1	0
STATEWIDE	922	1,191	147	4,261	1,382	103.3%	878	169

COURTS OF COMMON PLEAS - GENERAL DIVISION
ADMINISTRATIVE APPEAL TERMINATIONS
2001

COUNTY	JURY TRIAL	COURT TRIAL	SETTLED OR		FOR WANT OF PROSECUTION	MAGISTRATE	DIVERSION OR ARBITRATION	DE-FULT	UNAVAILABILITY OF PARTY	TRANS-FERRED OUT	PRIVATE JUDGE REFERRAL	BANKRUPTCY		TOTAL TERMINATIONS
			DISMISSED PRE TRIAL	DIS-MISSAL								STAY / INTER-LOCUTORY APPEAL	OTHER TERMINATIONS	
ADAMS	0	0	0	0	0	0	0	0	0	1	0	0	0	1
ALLEN	0	0	1	4	0	0	0	0	0	1	0	0	7	13
ASHLAND	0	2	1	0	0	0	0	0	0	0	0	0	0	3
ASHTABULA	0	0	2	1	0	0	1	0	0	0	0	0	7	11
ATHENS	0	0	2	1	0	0	0	0	0	1	0	0	4	8
AUGLAIZE	0	0	0	1	0	0	0	0	0	0	0	0	0	1
BELMONT	0	0	0	1	0	0	0	0	0	0	0	0	5	6
BROWN	0	0	0	1	0	0	0	0	0	0	0	0	1	2
BUTLER	0	2	7	8	1	0	0	0	0	1	0	0	6	25
CARROLL	0	1	1	0	1	0	0	0	0	0	0	0	0	3
CHAMPAIGN	0	0	2	0	0	0	3	0	0	0	0	0	1	6
CLARK	0	0	1	0	0	0	0	0	0	1	0	0	3	5
CLERMONT	0	0	0	7	0	0	0	1	0	0	0	0	0	8
CLINTON	0	0	1	0	0	0	0	0	0	0	0	0	1	2
COLUMBIANA	0	1	1	4	0	0	0	0	0	1	0	0	4	11
COSHOCTON	0	0	0	0	0	0	0	0	0	1	0	0	27	28
CRAWFORD	0	0	0	0	0	0	0	0	0	0	0	0	1	1
CUYAHOGA	0	6	0	78	0	0	0	3	0	15	0	1	61	164
DARKE	0	1	0	0	0	0	0	0	0	0	0	0	0	1
DEFIANCE	0	1	0	0	0	0	0	0	0	0	0	0	0	1
DELAWARE	0	1	2	2	0	0	0	0	0	1	0	0	0	6
ERIE	0	0	0	5	0	0	0	1	0	2	0	0	1	9
FAIRFIELD	0	0	1	3	0	0	0	0	0	0	0	0	1	5
FAYETTE	0	0	0	3	1	0	0	0	0	0	0	0	0	4
FRANKLIN	0	1	23	64	4	113	1	1	0	25	0	3	145	380
FULTON	0	0	14	1	0	0	0	0	0	0	0	0	0	15
GALLIA	0	1	5	2	0	0	0	0	0	1	0	0	3	12
GEAUGA	0	1	3	3	0	0	0	0	0	0	0	0	8	15
GREENE	0	0	0	5	0	1	0	0	0	0	0	0	9	15
GUERNSEY	0	1	2	5	1	0	0	0	0	0	0	0	2	11
HAMILTON	0	1	28	11	1	9	0	0	0	4	0	0	20	74
HANCOCK	0	1	2	2	0	0	0	0	0	1	0	0	2	8
HARDIN	0	1	0	0	0	0	0	0	0	0	0	0	0	1
HARRISON	0	0	0	0	0	0	0	0	0	0	0	0	0	0
HENRY	0	0	0	0	0	0	0	1	0	0	0	0	9	10
HIGHLAND	0	1	0	4	0	0	0	0	0	0	0	0	0	5
HOCKING	0	0	0	0	0	0	0	0	0	0	0	0	0	0
HOLMES	0	0	0	0	0	0	0	0	0	0	0	0	0	0
HURON	0	0	0	0	0	0	0	0	0	0	0	0	4	4
JACKSON	0	0	0	0	0	0	0	0	0	0	0	0	0	0
JEFFERSON	0	0	1	1	0	0	0	0	0	0	0	0	1	3
KNOX	0	0	9	1	0	0	0	0	0	0	0	0	2	12
LAKE	0	4	1	10	0	2	0	0	0	3	0	0	6	26
LAWRENCE	0	0	1	3	0	0	0	1	0	0	0	0	0	5
LICKING	0	1	2	2	0	0	0	0	0	0	0	0	6	11
LOGAN	0	2	0	0	0	0	0	1	0	0	0	0	1	4
LORAIN	0	0	0	0	0	0	0	0	0	0	0	0	2	2
LUCAS	0	0	6	14	1	0	0	3	0	8	0	3	11	46

COURTS OF COMMON PLEAS - GENERAL DIVISION

ADMINISTRATIVE APPEAL TERMINATIONS (continued)

2001

COUNTY	JURY TRIAL	COURT TRIAL	SETTLED OR		FOR WANT OF PROSECUTION	MAGISTRATE	DIVERSION OR ARBITRATION	DE-FULT	UNAVAILABILITY OF PARTY	TRANSFERRED OUT	PRIVATE JUDGE REFERRAL	BANKRUPTCY		OTHER TERMINATIONS	TOTAL TERMINATIONS
			DISMISSED PRE TRIAL	DISMISSAL								STAY/INTER-LOCUTORY APPEAL			
MADISON	0	0	0	1	0	0	0	0	0	0	0	0	0	1	2
MAHONING	0	0	0	7	0	1	0	0	0	15	0	1	11	35	
MARION	0	1	1	0	0	0	0	0	0	0	0	0	1	3	
MEDINA	0	2	7	0	0	0	0	1	0	0	0	0	6	16	
MEIGS	0	0	0	5	4	0	0	0	0	0	0	0	0	9	
MERCER	0	0	1	0	0	0	0	0	0	0	0	0	3	4	
MIAMI	0	0	1	6	1	0	0	0	0	1	0	0	7	16	
MONROE	0	0	0	0	0	0	0	0	0	0	0	0	2	2	
MONTGOMERY	0	0	0	15	5	12	0	18	0	1	0	1	2	54	
MORGAN	0	0	0	0	0	0	0	0	0	0	0	0	0	0	
MORROW	0	0	0	1	0	0	0	0	0	0	0	0	1	2	
MUSKINGUM	0	1	0	1	0	0	0	0	0	0	0	0	0	2	
NOBLE	0	1	0	0	0	0	0	0	0	0	0	0	0	1	
OTTAWA	0	0	0	1	0	0	0	0	0	0	0	0	3	4	
PAULDING	0	1	0	0	0	0	0	0	0	0	0	0	0	1	
PERRY	0	0	0	0	0	0	0	0	0	0	0	0	1	1	
PICKAWAY	0	0	2	1	0	0	0	0	0	0	0	0	2	5	
PIKE	0	0	0	0	0	0	0	0	0	0	0	0	2	2	
PORTAGE	0	2	1	9	4	0	0	2	0	0	0	0	10	28	
PREBLE	2	3	0	6	0	0	0	0	0	0	0	0	0	11	
PUTNAM	0	0	0	0	0	0	0	0	0	0	0	0	0	0	
RICHLAND	0	0	1	0	0	0	0	0	0	0	0	0	4	5	
ROSS	0	0	0	3	0	0	0	0	0	1	0	0	3	7	
SANDUSKY	0	0	0	0	0	0	0	0	0	0	0	0	0	0	
SCIOTO	0	0	0	1	0	0	0	0	0	0	0	0	5	6	
SENECA	0	2	0	0	0	0	0	0	0	0	0	0	1	3	
SHELBY	0	0	1	2	0	0	0	0	0	0	0	0	0	3	
STARK	1	2	5	9	3	0	1	1	0	5	0	1	21	49	
SUMMIT	0	6	7	24	3	3	0	2	0	6	0	0	29	80	
TRUMBULL	0	4	10	1	0	0	0	0	0	1	0	0	6	22	
TUSCARAWAS	0	1	1	2	0	0	0	0	0	0	0	0	2	6	
UNION	0	0	1	0	0	0	0	0	0	0	0	0	0	1	
VAN WERT	0	0	1	0	0	0	0	0	0	1	0	0	2	4	
VINTON	0	0	0	0	0	0	0	0	0	0	0	0	0	0	
WARREN	0	1	2	0	0	0	0	0	0	0	0	0	2	5	
WASHINGTON	0	0	0	1	0	0	0	0	0	0	0	0	0	1	
WAYNE	0	0	1	2	0	0	0	0	0	0	0	0	2	5	
WILLIAMS	0	0	0	0	0	0	0	0	0	0	0	0	0	0	
WOOD	0	0	3	0	0	0	0	0	0	1	0	0	0	4	
WYANDOT	0	0	0	0	0	0	0	0	0	0	0	0	0	0	
STATEWIDE	3	57	165	345	30	141	6	36	0	99	0	10	490	1,382	

COURTS OF COMMON PLEAS - GENERAL DIVISION
COMPLEX LITIGATION OVERALL CASELOADS
2001

<u>COUNTY</u>	<u>CASES PENDING JANUARY 1</u>	<u>NEW FILINGS</u>	<u>REACTIVATIONS AND TRANSFERS</u>	<u>TOTAL CASES</u>	<u>TOTAL TERMIN- ATIONS</u>	<u>CLEARANCE RATE</u>	<u>CASES PENDING DECEMBER 31</u>	<u>CASES PENDING BEYOND TIME GUIDELINES</u>
ADAMS	0	0	0	0	0	-	0	0
ALLEN	0	0	0	0	0	-	0	0
ASHLAND	0	0	0	0	0	-	0	0
ASHTABULA	0	0	0	0	0	-	0	0
ATHENS	2	0	1	3	2	200.0%	1	0
AUGLAIZE	0	0	1	1	0	0.0%	1	0
BELMONT	4	0	2	6	3	150.0%	3	1
BROWN	0	0	0	0	0	-	0	0
BUTLER	2	0	0	2	1	-	1	1
CARROLL	0	0	0	0	0	-	0	0
CHAMPAIGN	0	0	0	0	0	-	0	0
CLARK	1	0	1	2	2	200.0%	0	0
CLERMONT	0	0	0	0	0	-	0	0
CLINTON	1	0	0	1	1	-	0	0
COLUMBIANA	0	0	1	1	1	100.0%	0	0
COSHOCTON	0	0	0	0	0	-	0	0
CRAWFORD	0	0	0	0	0	-	0	0
CUYAHOGA	15	0	20	35	14	70.0%	21	4
DARKE	0	0	0	0	0	-	0	0
DEFIANCE	0	0	0	0	0	-	0	0
DELAWARE	0	0	1	1	0	0.0%	1	0
ERIE	0	0	0	0	0	-	0	0
FAIRFIELD	0	0	0	0	0	-	0	0
FAYETTE	0	0	0	0	0	-	0	0
FRANKLIN	29	0	17	46	21	123.5%	25	3
FULTON	0	0	0	0	0	-	0	0
GALLIA	0	0	2	2	0	0.0%	2	0
GEAUGA	0	0	0	0	0	-	0	0
GREENE	1	0	0	1	1	-	0	0
GUERNSEY	8	0	2	10	6	300.0%	4	1
HAMILTON	6	0	18	24	18	100.0%	6	4
HANCOCK	0	0	0	0	0	-	0	0
HARDIN	0	0	0	0	0	-	0	0
HARRISON	0	0	0	0	0	-	0	0
HENRY	0	0	0	0	0	-	0	0
HIGHLAND	0	0	0	0	0	-	0	0
HOCKING	0	0	0	0	0	-	0	0
HOLMES	0	0	0	0	0	-	0	0
HURON	0	0	0	0	0	-	0	0
JACKSON	0	0	0	0	0	-	0	0
JEFFERSON	0	0	0	0	0	-	0	0
KNOX	0	0	0	0	0	-	0	0
LAKE	0	0	0	0	0	-	0	0
LAWRENCE	0	0	0	0	0	-	0	0
LICKING	0	0	0	0	0	-	0	0
LOGAN	3	0	1	4	2	200.0%	2	0
LORAIN	1	0	2	3	1	50.0%	2	2
LUCAS	108	0	54	162	107	198.1%	55	0

COURTS OF COMMON PLEAS - GENERAL DIVISION
COMPLEX LITIGATION OVERALL CASELOADS (continued)
2001

<u>COUNTY</u>	<u>CASES PENDING JANUARY 1</u>	<u>NEW FILINGS</u>	<u>REACTIVATIONS AND TRANSFERS</u>	<u>TOTAL CASES</u>	<u>TOTAL TERMIN- ATIONS</u>	<u>CLEARANCE RATE</u>	<u>CASES PENDING DECEMBER 31</u>	<u>CASES PENDING BEYOND TIME GUIDELINES</u>
MADISON	0	0	0	0	0	-	0	0
MAHONING	0	0	1	1	0	0.0%	1	0
MARION	0	0	0	0	0	-	0	0
MEDINA	0	0	0	0	0	-	0	0
MEIGS	1	0	1	2	2	200.0%	0	0
MERCER	0	0	2	2	0	0.0%	2	0
MIAMI	1	0	0	1	1	-	0	0
MONROE	0	0	0	0	0	-	0	0
MONTGOMERY	4	0	2	6	2	100.0%	4	2
MORGAN	0	0	0	0	0	-	0	0
MORROW	1	0	1	2	0	0.0%	2	0
MUSKINGUM	0	0	0	0	0	-	0	0
NOBLE	0	0	0	0	0	-	0	0
OTTAWA	2	0	2	4	0	0.0%	4	0
PAULDING	0	0	0	0	0	-	0	0
PERRY	0	0	0	0	0	-	0	0
PICKAWAY	1	0	0	1	1	-	0	0
PIKE	0	0	0	0	0	-	0	0
PORTAGE	0	0	0	0	0	-	0	0
PREBLE	0	0	0	0	0	-	0	0
PUTNAM	0	0	0	0	0	-	0	0
RICHLAND	0	0	0	0	0	-	0	0
ROSS	1	0	9	10	2	22.2%	8	0
SANDUSKY	0	0	0	0	0	-	0	0
SCIOTO	2	0	0	2	1	-	1	0
SENECA	0	0	0	0	0	-	0	0
SHELBY	0	0	0	0	0	-	0	0
STARK	0	0	1	1	1	100.0%	0	0
SUMMIT	0	0	1	1	0	0.0%	1	0
TRUMBULL	5	0	0	5	2	-	3	0
TUSCARAWAS	0	0	0	0	0	-	0	0
UNION	0	0	1	1	1	100.0%	0	0
VAN WERT	0	0	0	0	0	-	0	0
VINTON	0	0	0	0	0	-	0	0
WARREN	0	0	0	0	0	-	0	0
WASHINGTON	0	0	1	1	0	0.0%	1	0
WAYNE	0	0	0	0	0	-	0	0
WILLIAMS	0	0	0	0	0	-	0	0
WOOD	1	0	1	2	2	200.0%	0	0
WYANDOT	0	0	0	0	0	-	0	0
STATEWIDE	200	0	146	2,347	195	133.6%	151	18

**COURTS OF COMMON PLEAS - GENERAL DIVISION
COMPLEX LITIGATION TERMINATIONS
2001**

COUNTY	JURY TRIAL	COURT TRIAL	SETTLED OR		FOR WANT OF PROSECUTION	MAGISTRATE	DIVERSION OR ARBITRATION	DEFAULT	UNAVAILABILITY OF PARTY	TRANSFERRED OUT	PRIVATE JUDGE REFERRAL	BANKRUPTCY	OTHER TERMINATIONS	TOTAL TERMINATIONS
			DISMISSED PRE TRIAL	DISMISSAL								STAY/INTER-LOCUTORY APPEAL		
ADAMS	0	0	0	0	0	0	0	0	0	0	0	0	0	0
ALLEN	0	0	0	0	0	0	0	0	0	0	0	0	0	0
ASHLAND	0	0	0	0	0	0	0	0	0	0	0	0	0	0
ASHTABULA	0	0	0	0	0	0	0	0	0	0	0	0	0	0
ATHENS	0	0	0	0	0	0	0	0	0	0	0	0	2	2
AUGLAIZE	0	0	0	0	0	0	0	0	0	0	0	0	0	0
BELMONT	0	0	2	1	0	0	0	0	0	0	0	0	0	3
BROWN	0	0	0	0	0	0	0	0	0	0	0	0	0	0
BUTLER	0	0	0	0	0	0	0	0	0	0	0	0	1	1
CARROLL	0	0	0	0	0	0	0	0	0	0	0	0	0	0
CHAMPAIGN	0	0	0	0	0	0	0	0	0	0	0	0	0	0
CLARK	0	0	0	1	0	0	0	1	0	0	0	0	0	2
CLERMONT	0	0	0	0	0	0	0	0	0	0	0	0	0	0
CLINTON	0	0	0	0	0	0	0	0	0	1	0	0	0	1
COLUMBIANA	0	0	0	0	0	0	0	0	0	0	0	0	1	1
COSHOCTON	0	0	0	0	0	0	0	0	0	0	0	0	0	0
CRAWFORD	0	0	0	0	0	0	0	0	0	0	0	0	0	0
CUYAHOGA	0	0	0	10	0	0	0	0	0	2	0	1	1	14
DARKE	0	0	0	0	0	0	0	0	0	0	0	0	0	0
DEFIANCE	0	0	0	0	0	0	0	0	0	0	0	0	0	0
DELAWARE	0	0	0	0	0	0	0	0	0	0	0	0	0	0
ERIE	0	0	0	0	0	0	0	0	0	0	0	0	0	0
FAIRFIELD	0	0	0	0	0	0	0	0	0	0	0	0	0	0
FAYETTE	0	0	0	0	0	0	0	0	0	0	0	0	0	0
FRANKLIN	1	1	1	9	0	0	0	0	0	1	0	2	6	21
FULTON	0	0	0	0	0	0	0	0	0	0	0	0	0	0
GALLIA	0	0	0	0	0	0	0	0	0	0	0	0	0	0
GEAUGA	0	0	0	0	0	0	0	0	0	0	0	0	0	0
GREENE	0	0	0	1	0	0	0	0	0	0	0	0	0	1
GUERNSEY	0	0	2	3	0	0	1	0	0	0	0	0	0	6
HAMILTON	0	0	6	2	0	1	4	3	0	0	0	0	2	18
HANCOCK	0	0	0	0	0	0	0	0	0	0	0	0	0	0
HARDIN	0	0	0	0	0	0	0	0	0	0	0	0	0	0
HARRISON	0	0	0	0	0	0	0	0	0	0	0	0	0	0
HENRY	0	0	0	0	0	0	0	0	0	0	0	0	0	0
HIGHLAND	0	0	0	0	0	0	0	0	0	0	0	0	0	0
HOCKING	0	0	0	0	0	0	0	0	0	0	0	0	0	0
HOLMES	0	0	0	0	0	0	0	0	0	0	0	0	0	0
HURON	0	0	0	0	0	0	0	0	0	0	0	0	0	0
JACKSON	0	0	0	0	0	0	0	0	0	0	0	0	0	0
JEFFERSON	0	0	0	0	0	0	0	0	0	0	0	0	0	0
KNOX	0	0	0	0	0	0	0	0	0	0	0	0	0	0
LAKE	0	0	0	0	0	0	0	0	0	0	0	0	0	0
LAWRENCE	0	0	0	0	0	0	0	0	0	0	0	0	0	0
LICKING	0	0	0	0	0	0	0	0	0	0	0	0	0	0
LOGAN	0	0	1	0	0	0	0	1	0	0	0	0	0	2
LORAIN	0	0	1	0	0	0	0	0	0	0	0	0	0	1
LUCAS	0	0	3	1	0	0	0	1	0	0	0	93	9	107

COURTS OF COMMON PLEAS - GENERAL DIVISION
COMPLEX LITIGATION TERMINATIONS (continued)

2001

COUNTY	JURY TRIAL	COURT TRIAL	SETTLED OR		FOR WANT		DIVERSION		UNAVAIL- ABILITY OF PARTY	TRANS- FERRED OUT	PRIVATE JUDGE REFERRAL	BANKRUPTCY	OTHER TERMIN- ATIONS	TOTAL TERMIN- ATIONS
			DISMISSED PRE TRIAL	DIS- MISSAL	OF PROS- ECUTION	MAGI- STRATE	OR ARBI- TRATION	DE- FAULT				STAY / INTER- LOCUTORY APPEAL		
MADISON	0	0	0	0	0	0	0	0	0	0	0	0	0	0
MAHONING	0	0	0	0	0	0	0	0	0	0	0	0	0	0
MARION	0	0	0	0	0	0	0	0	0	0	0	0	0	0
MEDINA	0	0	0	0	0	0	0	0	0	0	0	0	0	0
MEIGS	0	0	0	1	0	0	0	0	0	0	0	0	1	2
MERCER	0	0	0	0	0	0	0	0	0	0	0	0	0	0
MIAMI	0	0	1	0	0	0	0	0	0	0	0	0	0	1
MONROE	0	0	0	0	0	0	0	0	0	0	0	0	0	0
MONTGOMERY	0	0	0	0	0	1	0	0	0	1	0	0	0	2
MORGAN	0	0	0	0	0	0	0	0	0	0	0	0	0	0
MORROW	0	0	0	0	0	0	0	0	0	0	0	0	0	0
MUSKINGUM	0	0	0	0	0	0	0	0	0	0	0	0	0	0
NOBLE	0	0	0	0	0	0	0	0	0	0	0	0	0	0
OTTAWA	0	0	0	0	0	0	0	0	0	0	0	0	0	0
PAULDING	0	0	0	0	0	0	0	0	0	0	0	0	0	0
PERRY	0	0	0	0	0	0	0	0	0	0	0	0	0	0
PICKAWAY	0	0	0	1	0	0	0	0	0	0	0	0	0	1
PIKE	0	0	0	0	0	0	0	0	0	0	0	0	0	0
PORTAGE	0	0	0	0	0	0	0	0	0	0	0	0	0	0
PREBLE	0	0	0	0	0	0	0	0	0	0	0	0	0	0
PUTNAM	0	0	0	0	0	0	0	0	0	0	0	0	0	0
RICHLAND	0	0	0	0	0	0	0	0	0	0	0	0	0	0
ROSS	0	0	1	1	0	0	0	0	0	0	0	0	0	2
SANDUSKY	0	0	0	0	0	0	0	0	0	0	0	0	0	0
SCIOTO	0	0	0	1	0	0	0	0	0	0	0	0	0	1
SENECA	0	0	0	0	0	0	0	0	0	0	0	0	0	0
SHELBY	0	0	0	0	0	0	0	0	0	0	0	0	0	0
STARK	0	0	0	0	0	0	1	0	0	0	0	0	0	1
SUMMIT	0	0	0	0	0	0	0	0	0	0	0	0	0	0
TRUMBULL	0	0	2	0	0	0	0	0	0	0	0	0	0	2
TUSCARAWAS	0	0	0	0	0	0	0	0	0	0	0	0	0	0
UNION	0	0	0	1	0	0	0	0	0	0	0	0	0	1
VAN WERT	0	0	0	0	0	0	0	0	0	0	0	0	0	0
VINTON	0	0	0	0	0	0	0	0	0	0	0	0	0	0
WARREN	0	0	0	0	0	0	0	0	0	0	0	0	0	0
WASHINGTON	0	0	0	0	0	0	0	0	0	0	0	0	0	0
WAYNE	0	0	0	0	0	0	0	0	0	0	0	0	0	0
WILLIAMS	0	0	0	0	0	0	0	0	0	0	0	0	0	0
WOOD	0	0	0	1	0	0	0	0	0	0	0	1	0	2
WYANDOT	0	0	0	0	0	0	0	0	0	0	0	0	0	0
STATEWIDE	1	1	20	34	0	2	6	6	0	5	0	97	23	195

COURTS OF COMMON PLEAS - GENERAL DIVISION
OTHER CIVIL OVERALL CASELOADS
2001

<u>COUNTY</u>	<u>CASES PENDING JANUARY 1</u>	<u>NEW FILINGS</u>	<u>REACTIVATIONS AND TRANSFERS</u>	<u>TOTAL CASES</u>	<u>TOTAL TERMIN- ATIONS</u>	<u>CLEARANCE RATE</u>	<u>CASES PENDING DECEMBER 31</u>	<u>CASES PENDING BEYOND TIME GUIDELINES</u>
ADAMS	34	148	0	182	140	94.6%	42	1
ALLEN	152	377	20	549	362	91.2%	187	7
ASHLAND	19	105	1	125	85	80.2%	40	0
ASHTABULA	262	317	16	595	326	97.9%	269	23
ATHENS	104	298	0	402	265	88.9%	137	2
AUGLAIZE	16	67	0	83	57	85.1%	26	0
BELMONT	158	194	30	382	237	105.8%	145	14
BROWN	217	118	0	335	97	82.2%	238	106
BUTLER	635	1,030	50	1,715	1,153	106.8%	562	24
CARROLL	21	62	0	83	61	98.4%	22	0
CHAMPAIGN	74	74	13	161	99	113.8%	62	9
CLARK	343	289	17	649	329	107.5%	320	33
CLERMONT	473	623	14	1,110	556	87.3%	554	173
CLINTON	76	132	3	211	124	91.9%	87	7
COLUMBIANA	174	394	16	584	401	97.8%	183	1
COSHOCTON	20	133	15	168	122	82.4%	46	0
CRAWFORD	78	177	1	256	157	88.2%	99	2
CUYAHOGA	3,453	6,373	589	10,415	7,007	100.6%	3,408	104
DARKE	81	162	8	251	151	88.8%	100	0
DEFIANCE	56	85	0	141	67	78.8%	74	5
DELAWARE	140	280	12	432	267	91.4%	165	7
ERIE	286	230	4	520	206	88.0%	314	62
FAIRFIELD	196	306	22	524	271	82.6%	253	14
FAYETTE	74	79	0	153	83	105.1%	70	2
FRANKLIN	2,590	4,796	650	8,036	5,301	97.3%	2,735	76
FULTON	90	146	0	236	140	95.9%	96	1
GALLIA	53	119	2	174	118	97.5%	56	1
GEAUGA	149	283	25	457	273	88.6%	184	3
GREENE	195	225	14	434	285	119.2%	149	2
GUERNSEY	57	114	3	174	100	85.5%	74	0
HAMILTON	2,108	4,152	163	6,423	3,791	87.9%	2,632	59
HANCOCK	150	175	10	335	180	97.3%	155	15
HARDIN	60	77	0	137	69	89.6%	68	3
HARRISON	10	22	4	36	22	84.6%	14	0
HENRY	124	70	5	199	44	58.7%	155	0
HIGHLAND	205	156	0	361	137	87.8%	224	71
HOCKING	44	96	2	142	76	77.6%	66	0
HOLMES	47	136	0	183	146	107.4%	37	0
HURON	69	191	8	268	171	85.9%	97	2
JACKSON	87	99	2	188	125	123.8%	63	9
JEFFERSON	117	162	18	297	195	108.3%	102	16
KNOX	99	150	2	251	163	107.2%	88	3
LAKE	407	757	170	1,334	869	93.7%	465	5
LAWRENCE	111	139	14	264	167	109.2%	97	5
LICKING	177	459	23	659	494	102.5%	165	3
LOGAN	62	215	6	283	197	89.1%	86	2
LORAIN	596	1,112	30	1,738	1,085	95.0%	653	21
LUCAS	1,152	1,463	105	2,720	1,566	99.9%	1,154	20

COURTS OF COMMON PLEAS - GENERAL DIVISION
OTHER CIVIL OVERALL CASELOADS (continued)
2001

<u>COUNTY</u>	<u>CASES PENDING JANUARY 1</u>	<u>NEW FILINGS</u>	<u>REACTIVATIONS AND TRANSFERS</u>	<u>TOTAL CASES</u>	<u>TOTAL TERMIN- ATIONS</u>	<u>CLEARANCE RATE</u>	<u>CASES PENDING DECEMBER 31</u>	<u>CASES PENDING BEYOND TIME GUIDELINES</u>
MADISON	51	94	19	164	103	91.2%	61	0
MAHONING	760	1,189	158	2,107	1,176	87.3%	931	60
MARION	138	225	49	412	291	106.2%	121	6
MEDINA	430	472	21	923	574	116.4%	349	0
MEIGS	20	86	8	114	70	74.5%	44	1
MERCER	30	72	2	104	67	90.5%	37	0
MIAMI	123	207	12	342	229	104.6%	113	2
MONROE	40	165	0	205	160	97.0%	45	2
MONTGOMERY	716	1,773	99	2,588	1,748	93.4%	840	14
MORGAN	40	36	21	97	56	98.2%	41	0
MORROW	151	101	7	259	86	79.6%	173	0
MUSKINGUM	94	197	8	299	181	88.3%	118	8
NOBLE	48	31	4	83	44	125.7%	39	12
OTTAWA	97	106	1	204	115	107.5%	89	5
PAULDING	34	47	0	81	51	108.5%	30	0
PERRY	25	97	0	122	81	83.5%	41	0
PICKAWAY	52	116	7	175	117	95.1%	58	0
PIKE	74	103	1	178	90	86.5%	88	5
PORTAGE	430	488	0	918	519	106.4%	399	27
PREBLE	54	72	2	128	79	106.8%	49	0
PUTNAM	42	51	1	94	67	128.8%	27	0
RICHLAND	192	272	57	521	309	93.9%	212	5
ROSS	133	209	6	348	177	82.3%	171	22
SANDUSKY	77	98	6	181	132	126.9%	49	2
SCIOTO	175	284	6	465	278	95.9%	187	13
SENECA	35	112	14	161	131	104.0%	30	0
SHELBY	54	95	1	150	114	118.8%	36	0
STARK	325	921	123	1,369	986	94.4%	383	0
SUMMIT	1,063	1,991	155	3,209	2,027	94.5%	1,182	28
TRUMBULL	689	843	54	1,586	782	87.2%	804	67
TUSCARAWAS	173	296	24	493	336	105.0%	157	3
UNION	25	103	3	131	109	102.8%	22	0
VAN WERT	58	155	17	230	149	86.6%	81	0
VINTON	29	66	7	102	77	105.5%	25	0
WARREN	318	416	20	754	432	99.1%	322	27
WASHINGTON	98	150	0	248	174	116.0%	74	1
WAYNE	86	231	11	328	201	83.1%	127	1
WILLIAMS	38	64	4	106	64	94.1%	42	1
WOOD	110	263	6	379	233	86.6%	146	2
WYANDOT	36	54	4	94	58	100.0%	36	6
STATEWIDE	23,064	39,718	3,025	67,808	41,010	95.9%	24,797	1,233

COURTS OF COMMON PLEAS - GENERAL DIVISION
OTHER CIVIL TERMINATIONS
2001

COUNTY	JURY TRIAL	COURT TRIAL	SETTLED OR DISMISSED PRE TRIAL	DISMISSAL	FOR WANT OF PROSECUTION	MAGISTRATE	DIVERSION OR ARBITRATION	DEFAULT	UNAVAILABILITY OF PARTY	TRANSFERRED OUT	PRIVATE JUDGE REFERRAL	BANKRUPTCY	OTHER TERMINATIONS	TOTAL TERMINATIONS
												STAY/INTERLOCUTORY APPEAL		
ADAMS	0	1	5	37	0	22	0	32	0	15	0	7	21	140
ALLEN	0	28	74	66	5	0	0	95	0	9	0	12	73	362
ASHLAND	0	11	19	14	0	4	0	18	0	9	0	2	8	85
ASHTABULA	3	8	96	60	0	0	0	93	0	16	0	14	36	326
ATHENS	2	3	38	44	6	0	0	57	0	8	0	2	105	265
AUGLAIZE	0	1	6	10	0	0	0	21	0	1	0	1	17	57
BELMONT	1	0	20	68	1	0	1	91	0	12	0	8	35	237
BROWN	0	2	6	39	2	0	0	27	0	2	2	3	14	97
BUTLER	1	22	210	208	9	0	30	196	0	43	0	21	413	1,153
CARROLL	0	4	32	1	0	0	0	20	0	0	0	1	3	61
CHAMPAIGN	0	5	30	7	0	9	12	9	0	1	0	7	19	99
CLARK	3	5	81	59	4	0	0	110	0	8	0	10	49	329
CLERMONT	3	70	78	259	0	21	9	65	1	10	0	14	26	556
CLINTON	1	0	63	4	0	0	0	0	0	6	0	2	48	124
COLUMBIANA	8	15	62	54	37	54	5	111	0	14	0	16	25	401
COSHOCTON	0	2	10	16	0	0	0	7	0	3	0	3	81	122
CRAWFORD	0	4	34	9	0	47	5	35	0	9	0	4	10	157
CUYAHOGA	41	65	27	3,415	2	0	139	1948	0	450	0	253	667	7,007
DARKE	2	3	32	29	0	0	0	58	1	2	0	8	16	151
DEFIANCE	0	17	14	12	3	0	0	16	0	0	0	0	5	67
DELAWARE	1	24	95	35	1	5	3	50	0	16	0	16	21	267
ERIE	1	0	30	52	0	0	0	38	0	19	0	3	63	206
FAIRFIELD	5	12	77	44	4	2	0	72	0	17	0	17	21	271
FAYETTE	2	0	4	20	6	2	0	0	0	0	0	2	47	83
FRANKLIN	24	28	682	1,328	174	171	18	1,114	2	240	6	251	1263	5,301
FULTON	2	3	72	16	4	0	0	37	0	3	0	2	1	140
GALLIA	0	16	19	24	2	1	0	29	0	15	0	3	9	118
GEAUGA	1	4	94	39	5	12	3	45	0	14	2	8	46	273
GREENE	0	1	29	104	2	29	4	54	0	23	0	12	27	285
GUERNSEY	2	12	22	26	2	1	0	12	0	2	0	1	20	100
HAMILTON	22	33	1,587	379	174	627	62	282	1	146	1	69	408	3,791
HANCOCK	2	12	59	25	9	0	3	22	0	13	0	3	32	180
HARDIN	1	3	19	14	4	0	0	13	0	0	0	0	15	69
HARRISON	1	0	4	6	3	0	0	3	0	2	0	1	2	22
HENRY	0	0	7	13	0	0	0	2	0	0	0	0	11	137
HIGHLAND	1	21	39	42	0	0	0	19	0	0	0	4	18	125
HOCKING	3	10	40	20	0	0	0	0	0	1	0	2	0	76
HOLMES	2	18	27	17	0	1	0	70	0	1	0	2	8	146
HURON	0	1	13	37	1	0	0	59	2	11	0	2	45	171
JACKSON	0	0	16	34	4	0	0	42	0	4	0	7	18	125
JEFFERSON	1	6	41	45	0	0	3	57	1	9	0	7	25	195
KNOX	0	4	35	40	0	15	1	0	0	1	0	5	62	163
LAKE	16	28	169	229	12	5	22	138	0	122	0	57	71	869
LAWRENCE	1	3	20	46	4	5	0	49	0	23	0	8	8	167
LICKING	3	6	72	105	7	53	0	183	0	14	0	18	33	494
LOGAN	1	4	25	69	0	14	0	63	0	2	0	4	15	197
LORAIN	6	9	296	201	1	0	19	288	0	47	0	75	143	1,085
LUCAS	17	7	481	327	19	0	17	354	5	81	0	88	170	1,566

COURTS OF COMMON PLEAS - GENERAL DIVISION

OTHER CIVIL TERMINATIONS (continued)

2001

COUNTY	JURY TRIAL	COURT TRIAL	SETTLED OR DISMISSED PRE TRIAL	DISMISSAL	FOR WANT OF PROSECUTION	MAGISTRATE	DIVERSION OR ARBITRATION	DEFAULT	UNAVAILABILITY OF PARTY	TRANSFERRED OUT	PRIVATE JUDGE REFERRAL	BANKRUPTCY	OTHER TERMINATIONS	TOTAL TERMINATIONS
												STAY/INTERLOCUTORY APPEAL		
MADISON	1	8	20	26	0	0	0	15	0	5	0	9	19	103
MAHONING	3	4	213	210	0	6	25	391	1	104	0	77	142	1,176
MARION	1	9	58	30	12	2	1	42	0	28	2	11	95	291
MEDINA	15	11	358	10	1	8	3	81	0	28	1	18	40	574
MEIGS	1	16	2	9	5	0	0	28	0	5	0	2	2	70
MERCER	0	1	11	0	12	0	5	24	0	0	1	3	10	67
MIAMI	3	5	55	40	6	0	0	51	0	9	0	10	50	229
MONROE	1	2	15	13	2	0	0	6	0	0	0	2	119	160
MONTGOMERY	2	1	111	564	144	106	4	684	0	56	0	44	32	1,748
MORGAN	1	8	0	15	2	0	0	13	0	1	0	4	12	56
MORROW	0	2	15	23	0	0	0	13	0	8	0	20	5	86
MUSKINGUM	1	12	34	52	1	0	1	54	0	6	0	7	13	181
NOBLE	0	1	3	25	0	0	1	1	0	0	0	0	13	44
OTTAWA	1	6	17	27	5	11	0	24	0	1	0	0	23	115
PAULDING	0	2	23	0	2	0	0	23	0	0	0	1	0	51
PERRY	0	0	33	4	0	0	0	28	0	5	0	1	10	81
PICKAWAY	1	1	8	48	0	0	0	34	0	3	0	5	17	117
PIKE	0	1	1	30	0	0	2	35	0	2	0	2	17	90
PORTAGE	5	9	78	143	8	5	10	174	2	28	3	6	48	519
PREBLE	4	6	6	27	0	0	0	29	0	0	0	2	5	79
PUTNAM	0	9	14	25	0	0	0	5	0	1	0	2	11	67
RICHLAND	6	9	124	14	4	4	0	66	0	22	0	11	49	309
ROSS	2	13	20	52	0	1	0	41	0	9	0	6	33	177
SANDUSKY	0	2	34	28	0	0	1	21	0	1	0	3	42	132
SCIOTO	3	4	21	82	4	0	0	94	0	8	0	9	53	278
SENECA	3	8	39	16	0	0	13	24	0	12	0	2	14	131
SHELBY	2	5	17	14	8	0	0	47	0	5	0	6	10	114
STARK	11	8	261	103	31	13	72	267	0	76	0	66	78	986
SUMMIT	24	30	500	331	39	57	56	484	0	144	0	94	268	2,027
TRUMBULL	18	44	405	35	4	4	0	84	2	40	2	32	112	782
TUSCARAWAS	6	20	105	4	8	0	0	86	0	14	0	18	75	336
UNION	0	9	22	17	0	0	0	28	0	1	0	4	28	109
VAN WERT	0	4	41	5	10	0	11	54	0	3	0	9	12	149
VINTON	0	8	18	2	0	0	1	36	0	0	0	1	11	77
WARREN	1	23	181	21	0	0	0	93	0	2	0	18	93	432
WASHINGTON	1	7	65	27	0	0	0	35	0	4	0	13	22	174
WAYNE	2	6	67	19	9	0	0	57	0	7	0	10	24	201
WILLIAMS	0	2	18	15	0	0	3	18	0	1	0	1	6	64
WOOD	3	6	87	34	3	0	4	57	1	12	0	4	22	233
WYANDOT	0	3	8	10	1	6	0	12	0	3	0	2	13	58
STATEWIDE	302	856	8,119	9,898	828	1,323	569	9,463	19	2,098	20	1,590	5,925	41,010

COURTS OF COMMON PLEAS - GENERAL DIVISION
TOTAL CIVIL OVERALL CASELOADS
2001

<u>COUNTY</u>	<u>CASES PENDING JANUARY 1</u>	<u>NEW FILINGS</u>	<u>REACTIVATIONS AND TRANSFERS</u>	<u>TOTAL CASES</u>	<u>TOTAL TERMIN- ATIONS</u>	<u>CLEARANCE RATE</u>	<u>CASES PENDING DECEMBER 31</u>	<u>CASES PENDING BEYOND TIME GUIDELINES</u>
ADAMS	95	269	0	364	260	96.7%	104	3
ALLEN	644	1,206	130	1980	1212	90.7%	768	24
ASHLAND	105	306	3	414	272	88.0%	142	0
ASHTABULA	729	985	74	1,788	987	93.2%	801	65
ATHENS	214	464	6	684	436	92.8%	248	7
AUGLAIZE	104	257	15	376	236	86.8%	140	2
BELMONT	389	498	68	955	542	95.8%	413	43
BROWN	427	351	11	789	315	87.0%	474	181
BUTLER	2,213	3,558	177	5,948	3,720	99.6%	2,228	94
CARROLL	80	166	3	249	173	102.4%	76	0
CHAMPAIGN	177	281	94	552	314	83.7%	238	40
CLARK	1,104	1,360	64	2,528	1,315	92.3%	1,213	141
CLERMONT	1,098	1,526	77	2,701	1,409	87.9%	1,292	243
CLINTON	206	349	20	575	331	89.7%	244	16
COLUMBIANA	521	999	64	1,584	1,022	96.1%	562	8
COSHOCTON	98	307	22	427	297	90.3%	130	1
CRAWFORD	203	436	17	656	371	81.9%	285	11
CUYAHOGA	10,611	21,957	2,921	35,489	24,796	99.7%	10,693	421
DARKE	182	371	27	580	358	89.9%	222	0
DEFIANCE	191	250	4	445	209	82.3%	236	28
DELAWARE	349	677	45	1,071	641	88.8%	430	18
ERIE	768	670	13	1,451	631	92.4%	820	156
FAIRFIELD	551	924	46	1,521	838	86.4%	683	37
FAYETTE	199	215	0	414	192	89.3%	222	13
FRANKLIN	7,606	13,581	1,557	22,744	14,313	94.6%	8,431	218
FULTON	188	312	11	511	276	85.4%	235	1
GALLIA	132	225	5	362	254	110.4%	108	3
GEAUGA	435	791	56	1,282	763	90.1%	519	8
GREENE	586	936	63	1,585	982	98.3%	603	4
GUERNSEY	157	330	23	510	327	92.6%	183	2
HAMILTON	5,711	10,050	595	16,356	9,886	92.9%	6,470	208
HANCOCK	376	472	32	880	470	93.3%	410	33
HARDIN	141	229	8	378	190	80.2%	188	12
HARRISON	37	98	6	141	91	87.5%	50	0
HENRY	254	195	8	457	155	76.4%	302	0
HIGHLAND	334	370	0	704	307	83.0%	397	116
HOCKING	103	198	2	303	180	90.0%	123	0
HOLMES	79	225	0	304	219	97.3%	85	0
HURON	212	472	31	715	423	84.1%	292	6
JACKSON	170	265	4	439	275	102.2%	164	15
JEFFERSON	382	499	59	940	573	102.7%	367	41
KNOX	298	393	8	699	389	97.0%	310	23
LAKE	1,161	2,099	516	3,776	2,420	92.5%	1,356	21
LAWRENCE	305	403	29	737	442	102.3%	295	19
LICKING	537	1,193	101	1,831	1,264	97.7%	567	10
LOGAN	249	474	31	754	465	92.1%	289	3
LORAIN	1,682	2,999	134	4,815	2,954	94.3%	1,861	98
LUCAS	3,919	4,962	335	9,216	5,129	96.8%	4,087	79

COURTS OF COMMON PLEAS - GENERAL DIVISION
TOTAL CIVIL OVERALL CASELOADS (continued)
2001

<u>COUNTY</u>	<u>CASES PENDING JANUARY 1</u>	<u>NEW FILINGS</u>	<u>REACTIVATIONS AND TRANSFERS</u>	<u>TOTAL CASES</u>	<u>TOTAL TERMIN- ATIONS</u>	<u>CLEARANCE RATE</u>	<u>CASES PENDING DECEMBER 31</u>	<u>CASES PENDING BEYOND TIME GUIDELINES</u>
MADISON	139	240	60	439	286	95.3%	153	3
MAHONING	2,581	3,482	494	6,557	3,555	89.4%	3,002	256
MARION	406	702	119	1,227	779	94.9%	448	28
MEDINA	915	1,211	48	2,174	1,381	109.7%	793	0
MEIGS	79	187	20	286	191	92.3%	95	1
MERCER	92	213	21	326	208	88.9%	118	1
MIAMI	354	617	35	1,006	637	97.7%	369	4
MONROE	77	201	4	282	208	101.5%	74	3
MONTGOMERY	3,517	7,312	564	11,393	7,295	92.6%	4,098	119
MORGAN	67	70	53	190	125	101.6%	65	0
MORROW	383	271	14	668	269	94.4%	399	0
MUSKINGUM	349	607	41	997	608	93.8%	389	26
NOBLE	80	64	5	149	79	114.5%	70	15
OTTAWA	263	311	6	580	306	96.5%	274	12
PAULDING	92	154	2	248	137	87.8%	111	1
PERRY	62	261	0	323	227	87.0%	96	0
PICKAWAY	153	341	11	505	302	85.8%	203	1
PIKE	181	237	3	421	202	84.2%	219	19
PORTAGE	1,041	1,252	0	2,293	1,205	96.2%	1,088	109
PREBLE	145	278	9	432	263	91.6%	169	3
PUTNAM	72	130	5	207	137	101.5%	70	0
RICHLAND	749	1,092	228	2,069	1,243	94.2%	826	25
ROSS	373	590	41	1,004	531	84.2%	473	56
SANDUSKY	235	321	18	574	354	104.4%	220	13
SCIOTO	466	691	13	1,170	689	97.9%	481	28
SENECA	126	360	41	527	400	99.8%	127	1
SHELBY	136	351	16	503	336	91.6%	167	0
STARK	1,269	3,618	445	5,332	3,809	93.7%	1,523	3
SUMMIT	3,366	6,474	567	10,407	6,634	94.2%	3,773	78
TRUMBULL	2,026	2,648	247	4,921	2,592	89.5%	2,329	142
TUSCARAWAS	384	732	63	1,179	760	95.6%	419	6
UNION	75	294	18	387	305	97.8%	82	0
VAN WERT	113	301	56	470	306	85.7%	164	2
VINTON	68	113	8	189	115	95.0%	74	0
WARREN	749	1,159	110	2,018	1,186	93.5%	832	61
WASHINGTON	244	381	1	626	385	100.8%	241	5
WAYNE	318	586	40	944	580	92.7%	364	3
WILLIAMS	106	208	6	320	191	89.3%	129	3
WOOD	379	741	30	1,150	675	87.5%	475	5
WYANDOT	80	123	8	211	128	97.7%	83	16
STATEWIDE	68,622	119,077	10,985	200,685	123,243	94.8%	75,441	3,520

COURTS OF COMMON PLEAS - GENERAL DIVISION

TOTAL CIVIL TERMINATIONS

2001

COUNTY	JURY TRIAL	COURT TRIAL	SETTLED OR DISMISSED PRE TRIAL	DISMISSAL	FOR WANT OF PROSECUTION	MAGISTRATE	DIVERSION OR ARBITRATION	DEFAULT	UNAVAILABILITY OF PARTY	TRANSFERRED OUT	PRIVATE JUDGE REFERRAL	BANKRUPTCY	OTHER TERMINATIONS	TOTAL TERMINATIONS
												STAY/INTERLOCUTORY APPEAL		
ADAMS	1	1	9	76	0	22	0	83	1	29	0	12	26	260
ALLEN	10	38	268	284	11	0	0	133	0	20	0	61	387	1,212
ASHLAND	2	14	87	52	0	4	0	19	0	14	0	10	70	272
ASHTABULA	6	11	257	215	0	1	3	292	0	59	0	48	95	987
ATHENS	3	3	79	80	12	0	0	98	0	13	0	15	133	436
AUGLAIZE	1	1	49	36	2	0	0	94	0	6	0	10	37	236
BELMONT	4	1	77	166	1	0	1	198	0	19	0	19	56	542
BROWN	2	2	7	120	2	0	0	137	0	2	2	5	36	315
BUTLER	11	47	754	798	34	0	75	1,027	0	146	3	107	718	3,720
CARROLL	2	5	85	3	1	0	0	59	0	0	0	12	6	173
CHAMPAIGN	0	6	99	14	0	9	50	78	0	3	0	28	27	314
CLARK	16	14	319	208	7	0	4	543	0	27	0	57	120	1,315
CLERMONT	11	104	181	632	0	58	30	279	2	20	0	58	34	1,409
CLINTON	2	0	161	5	0	0	0	0	0	10	0	8	145	331
COLUMBIANA	11	18	209	169	91	54	10	323	0	30	0	58	49	1,022
COSHOCTON	1	4	33	54	1	0	0	71	0	4	0	13	116	297
CRAWFORD	3	4	87	31	1	47	5	127	1	16	0	21	28	371
CUYAHOGA	257	110	74	10,074	19	7,805	809	2,452	0	1,734	0	392	1,070	24,796
DARKE	7	5	81	78	0	0	0	134	1	2	0	29	21	358
DEFIANCE	4	58	52	52	7	0	0	19	0	1	0	5	11	209
DELAWARE	4	30	236	88	1	5	4	169	0	33	0	41	30	641
ERIE	11	0	88	189	0	0	0	141	0	78	0	16	108	631
FAIRFIELD	7	13	196	182	12	3	0	266	0	33	0	70	56	838
FAYETTE	2	1	12	89	8	2	0	0	0	1	0	19	58	192
FRANKLIN	94	55	2,033	4,174	411	345	36	3,658	3	492	6	867	2,139	14,313
FULTON	6	3	144	27	4	0	0	74	0	3	0	2	13	276
GALLIA	4	24	45	63	6	1	0	58	0	33	0	5	15	254
GEAUGA	7	7	317	103	22	12	7	116	0	29	2	30	111	763
GREENE	6	1	90	363	19	33	19	297	0	47	0	43	64	982
GUERNSEY	4	13	60	88	4	1	1	109	0	3	0	10	34	327
HAMILTON	97	46	4,272	889	397	1,975	216	560	15	321	3	313	782	9,886
HANCOCK	8	16	151	83	19	1	9	85	0	23	0	17	58	470
HARDIN	3	6	46	31	5	0	0	24	2	0	0	29	44	190
HARRISON	1	0	7	21	12	0	0	40	0	3	0	4	3	91
HENRY	0	0	19	30	6	0	0	15	0	0	0	0	85	155
HIGHLAND	1	22	48	105	0	0	0	28	0	1	0	23	79	307
HOCKING	8	14	96	55	0	0	0	0	0	1	0	6	0	180
HOLMES	3	19	52	35	0	1	0	90	0	2	0	7	10	219
HURON	8	2	75	95	3	0	0	133	2	16	0	9	80	423
JACKSON	1	0	31	76	11	0	0	111	0	5	0	18	22	275
JEFFERSON	6	7	141	133	6	0	3	117	1	13	0	23	123	573
KNOX	3	6	82	116	0	15	1	0	0	2	0	23	141	389
LAKE	32	34	464	765	38	10	67	379	0	341	0	136	154	2,420
LAWRENCE	7	6	90	113	7	5	0	135	0	35	0	20	24	442
LICKING	10	7	226	301	14	53	0	459	0	33	0	76	85	1,264
LOGAN	3	8	92	120	3	14	0	161	0	2	0	41	21	465
LORAIN	38	12	877	580	3	0	46	773	0	127	0	218	280	2,954
LUCAS	72	10	1,457	1,122	72	0	27	1,365	8	179	2	343	472	5,129

COURTS OF COMMON PLEAS - GENERAL DIVISION

TOTAL CIVIL TERMINATIONS (continued)

2001

COUNTY	JURY TRIAL	COURT TRIAL	SETTLED OR DISMISSED PRE TRIAL	DIS-MISSAL	FOR WANT OF PROSECUTION	MAGISTRATE	DIVERSION OR ARBITRATION	DE-FAULT	UNAVAILABILITY OF PARTY	TRANSFERRED OUT	PRIVATE JUDGE REFERRAL	BANKRUPTCY	OTHER TERMINATIONS	TOTAL TERMINATIONS
												STAY/INTER-LOCUTORY APPEAL		
MADISON	1	11	63	71	0	0	0	46	0	6	0	22	66	286
MAHONING	24	6	845	814	0	10	43	1075	1	236	0	239	262	3,555
MARION	3	11	142	121	33	2	2	223	0	36	2	42	162	779
MEDINA	31	14	858	15	2	9	7	230	0	54	1	63	97	1,381
MEIGS	6	22	3	37	29	0	0	75	1	10	0	3	5	191
MERCER	1	1	39	2	37	0	8	77	0	1	1	17	24	208
MIAMI	7	6	130	150	16	0	0	187	0	19	0	41	81	637
MONROE	1	2	24	31	2	0	0	10	0	0	0	4	134	208
MONTGOMERY	64	2	746	2,108	447	218	71	2,770	0	246	0	374	249	7,295
MORGAN	4	10	4	28	2	0	0	34	0	2	0	10	31	125
MORROW	0	2	28	97	0	0	0	79	0	14	0	30	19	269
MUSKINGUM	2	13	72	208	1	0	1	241	0	13	0	31	26	608
NOBLE	0	4	4	42	0	0	1	12	0	0	0	1	15	79
OTTAWA	3	7	54	96	17	11	0	65	0	2	0	1	50	306
PAULDING	0	3	66	1	3	0	0	55	0	0	0	5	4	137
PERRY	0	0	81	9	2	0	0	96	0	9	0	7	23	227
PICKAWAY	2	1	20	136	3	0	0	84	0	4	0	14	38	302
PIKE	0	1	23	71	0	0	2	70	0	2	0	6	27	202
PORTAGE	17	13	207	386	18	13	12	343	11	50	14	21	100	1,205
PREBLE	7	10	8	100	0	0	0	117	0	0	0	12	9	263
PUTNAM	2	12	30	48	0	0	0	13	0	1	0	7	24	137
RICHLAND	21	10	512	47	18	6	0	312	0	35	0	58	224	1,243
ROSS	15	13	87	124	0	1	1	170	0	16	0	26	78	531
SANDUSKY	5	2	92	86	0	0	3	33	0	8	0	16	109	354
SCIOTO	12	5	75	234	10	0	0	214	0	17	0	34	88	689
SENECA	7	10	132	47	0	0	34	95	0	21	0	14	40	400
SHELBY	2	6	39	54	41	0	0	137	0	7	0	25	25	336
STARK	60	13	762	394	181	32	296	1273	0	309	0	239	250	3,809
SUMMIT	114	42	1,624	1,223	109	72	247	1,531	0	413	0	384	875	6,634
TRUMBULL	40	423	1,283	126	5	8	2	186	3	137	14	154	211	2,592
TUSCARAWAS	12	21	316	16	24	0	0	178	0	37	0	35	121	760
UNION	2	14	68	52	0	0	0	86	0	5	0	21	57	305
VAN WERT	2	5	90	12	17	0	16	101	0	9	0	20	34	306
VINTON	1	14	36	5	1	0	1	42	0	2	0	2	11	115
WARREN	13	36	530	42	0	0	0	263	0	2	0	55	245	1,186
WASHINGTON	8	9	145	76	1	0	0	79	0	9	0	29	29	385
WAYNE	8	9	250	54	12	0	0	152	0	18	0	32	45	580
WILLIAMS	1	2	59	46	0	0	4	59	0	2	0	7	11	191
WOOD	9	6	288	118	9	0	7	126	1	36	0	30	45	675
WYANDOT	1	3	16	28	2	6	0	30	0	5	0	4	33	128
STATEWIDE	1,308	1,602	24,266	30,538	2,314	10,864	2,181	26,498	53	5,804	50	5,512	12,253	123,243

COURTS OF COMMON PLEAS-GENERAL DIVISION
CRIMINAL OVERALL CASELOADS
2001

<u>COUNTY</u>	<u>CASES PENDING JANUARY 1</u>	<u>NEW FILINGS</u>	<u>REACTIVATIONS AND TRANSFERS</u>	<u>TOTAL CASES</u>	<u>TOTAL TERMIN- ATIONS</u>	<u>CLEARANCE RATE</u>	<u>CASES PENDING DECEMBER 31</u>	<u>CASES PENDING BEYOND TIME GUIDELINES</u>
ADAMS	17	96	4	117	77	77.0%	40	11
ALLEN	80	393	7	480	403	100.8%	77	3
ASHLAND	66	130	9	205	162	116.5%	43	1
ASHTABULA	137	286	35	458	286	89.1%	172	43
ATHENS	135	224	1	360	270	120.0%	90	22
AUGLAIZE	50	150	7	207	174	110.8%	33	0
BELMONT	56	266	20	342	277	96.9%	65	8
BROWN	108	161	0	269	144	89.4%	125	69
BUTLER	260	1,611	724	2,595	1,895	81.2%	700	101
CARROLL	11	118	3	132	113	93.4%	19	0
CHAMPAIGN	118	280	39	437	284	89.0%	153	7
CLARK	275	972	93	1,340	1,037	97.4%	303	5
CLERMONT	310	526	94	930	641	103.4%	289	83
CLINTON	70	228	3	301	196	84.8%	105	14
COLUMBIANA	94	174	29	297	186	91.6%	111	37
COSHOCTON	29	122	20	171	120	84.5%	51	4
CRAWFORD	60	164	9	233	174	100.6%	59	0
CUYAHOGA	3,841	19,063	1,571	24,475	19,535	94.7%	4,940	550
DARKE	66	153	1	220	155	100.6%	65	0
DEFIANCE	71	250	2	323	219	86.9%	104	0
DELAWARE	116	451	52	619	468	93.0%	151	10
ERIE	66	494	34	594	566	107.2%	28	2
FAIRFIELD	81	367	18	466	334	86.8%	132	19
FAYETTE	89	127	0	216	131	103.1%	85	1
FRANKLIN	2,476	7,252	2,642	12,370	9,610	97.1%	2,760	285
FULTON	46	149	0	195	111	74.5%	84	0
GALLIA	59	106	0	165	120	113.2%	45	1
GEAUGA	50	107	14	171	140	115.7%	31	1
GREENE	259	699	35	993	724	98.6%	269	2
GUERNSEY	52	104	12	168	130	112.1%	38	0
HAMILTON	1,756	6,874	1,328	9,958	8,217	100.2%	1,741	85
HANCOCK	165	246	12	423	273	105.8%	150	52
HARDIN	19	59	1	79	32	53.3%	47	14
HARRISON	5	68	1	74	63	91.3%	11	1
HENRY	60	81	31	172	101	90.2%	71	0
HIGHLAND	24	198	0	222	155	78.3%	67	5
HOCKING	80	182	56	318	202	84.9%	116	0
HOLMES	16	189	8	213	195	99.0%	18	0
HURON	45	176	11	232	166	88.8%	66	8
JACKSON	81	89	1	171	101	112.2%	70	29
JEFFERSON	41	160	21	222	179	98.9%	43	6
KNOX	18	98	0	116	90	91.8%	26	3
LAKE	134	508	54	696	553	98.4%	143	5
LAWRENCE	11	176	122	309	290	97.3%	19	3
LICKING	132	536	71	739	577	95.1%	162	4
LOGAN	97	277	15	389	267	91.4%	122	1
LORAIN	998	1,851	204	3,053	1,889	91.9%	1,164	412
LUCAS	465	2,029	190	2,684	2,191	98.7%	493	15

COURTS OF COMMON PLEAS-GENERAL DIVISION
CRIMINAL OVERALL CASELOADS (continued)
2001

<u>COUNTY</u>	<u>CASES PENDING JANUARY 1</u>	<u>NEW FILINGS</u>	<u>REACTIVATIONS AND TRANSFERS</u>	<u>TOTAL CASES</u>	<u>TOTAL TERMIN- ATIONS</u>	<u>CLEARANCE RATE</u>	<u>CASES PENDING DECEMBER 31</u>	<u>CASES PENDING BEYOND TIME GUIDELINES</u>
MADISON	43	102	15	160	137	117.1%	23	3
MAHONING	454	710	368	1,532	1,035	96.0%	497	243
MARION	101	389	53	543	433	98.0%	110	4
MEDINA	182	459	42	683	500	99.8%	183	0
MEIGS	5	51	2	58	50	94.3%	8	0
MERCER	22	97	1	120	106	108.2%	14	0
MIAMI	95	312	11	418	321	99.4%	97	4
MONROE	31	31	6	68	47	127.0%	21	4
MONTGOMERY	936	3,513	671	5,120	4,186	100.0%	934	77
MORGAN	32	51	16	99	77	114.9%	22	0
MORROW	67	94	2	163	98	102.1%	65	0
MUSKINGUM	82	312	7	401	273	85.6%	128	6
NOBLE	17	72	34	123	84	79.2%	39	7
OTTAWA	65	120	2	187	117	95.9%	70	17
PAULDING	10	102	0	112	97	95.1%	15	0
PERRY	24	53	0	77	68	128.3%	9	0
PICKAWAY	85	237	15	337	260	103.2%	77	3
PIKE	80	133	2	215	129	95.6%	86	21
PORTAGE	111	447	0	558	422	94.4%	136	20
PREBLE	67	171	2	240	196	113.3%	44	7
PUTNAM	18	91	0	109	84	92.3%	25	0
RICHLAND	173	602	256	1,031	799	93.1%	232	14
ROSS	124	298	33	455	305	92.1%	150	27
SANDUSKY	129	308	27	464	357	106.6%	107	7
SCIOTO	144	506	3	653	489	96.1%	164	13
SENECA	125	281	40	446	324	100.9%	122	8
SHELBY	117	278	2	397	297	106.1%	100	0
STARK	168	1,335	83	1,586	1,409	99.4%	177	0
SUMMIT	646	3,533	265	4,444	3,754	98.8%	690	0
TRUMBULL	203	637	18	858	655	100.0%	203	51
TUSCARAWAS	125	300	30	455	345	104.5%	110	18
UNION	18	117	19	154	131	96.3%	23	1
VAN WERT	35	147	158	340	284	93.1%	56	0
VINTON	56	82	45	183	133	104.7%	50	0
WARREN	181	552	39	772	543	91.9%	229	12
WASHINGTON	91	486	3	580	488	99.8%	92	15
WAYNE	101	261	22	384	262	92.6%	122	7
WILLIAMS	27	141	0	168	145	102.8%	23	0
WOOD	109	364	26	499	342	87.7%	157	18
WYANDOT	28	76	37	141	85	75.2%	56	9
STATEWIDE	18,422	66,871	9,959	95,252	74,090	96.4%	21,162	2,538

COURTS OF COMMON PLEAS-GENERAL DIVISION
CRIMINAL TERMINATIONS
2001

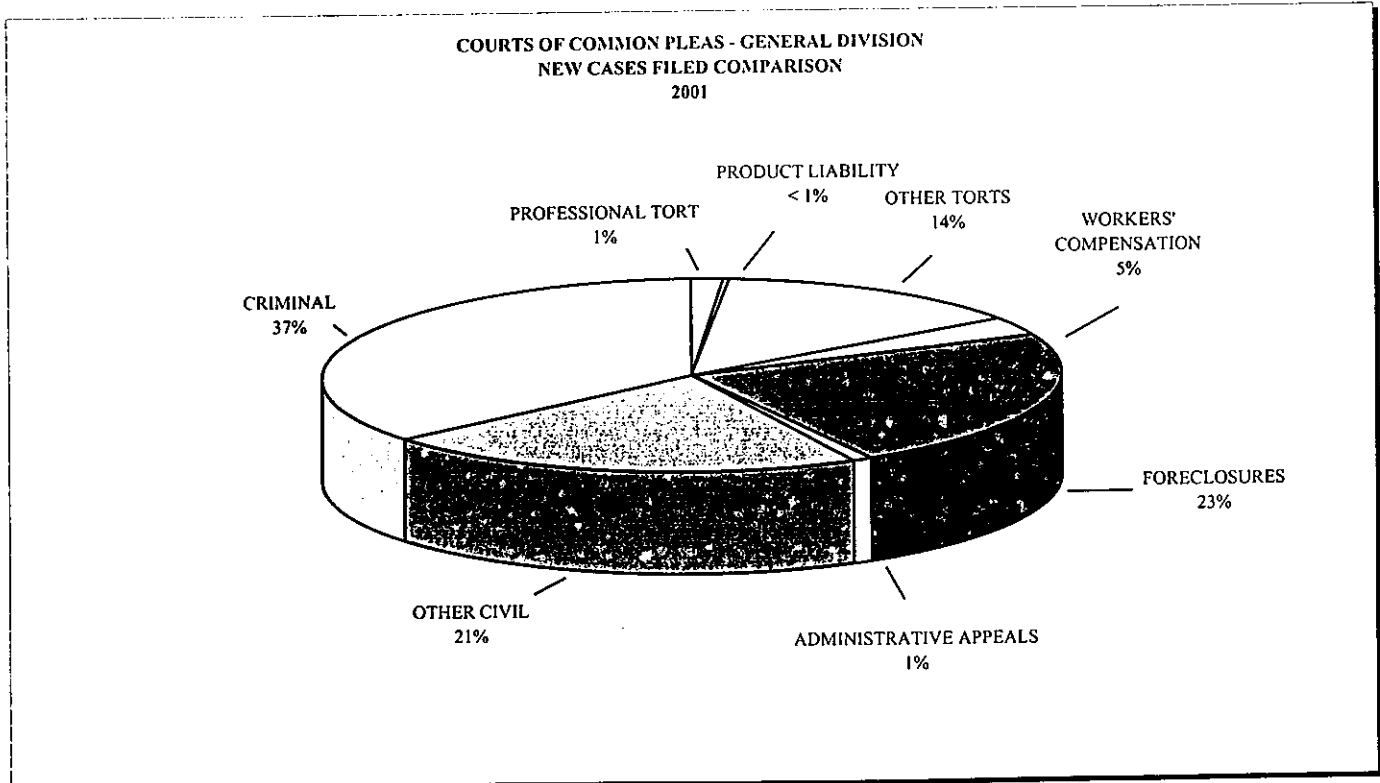
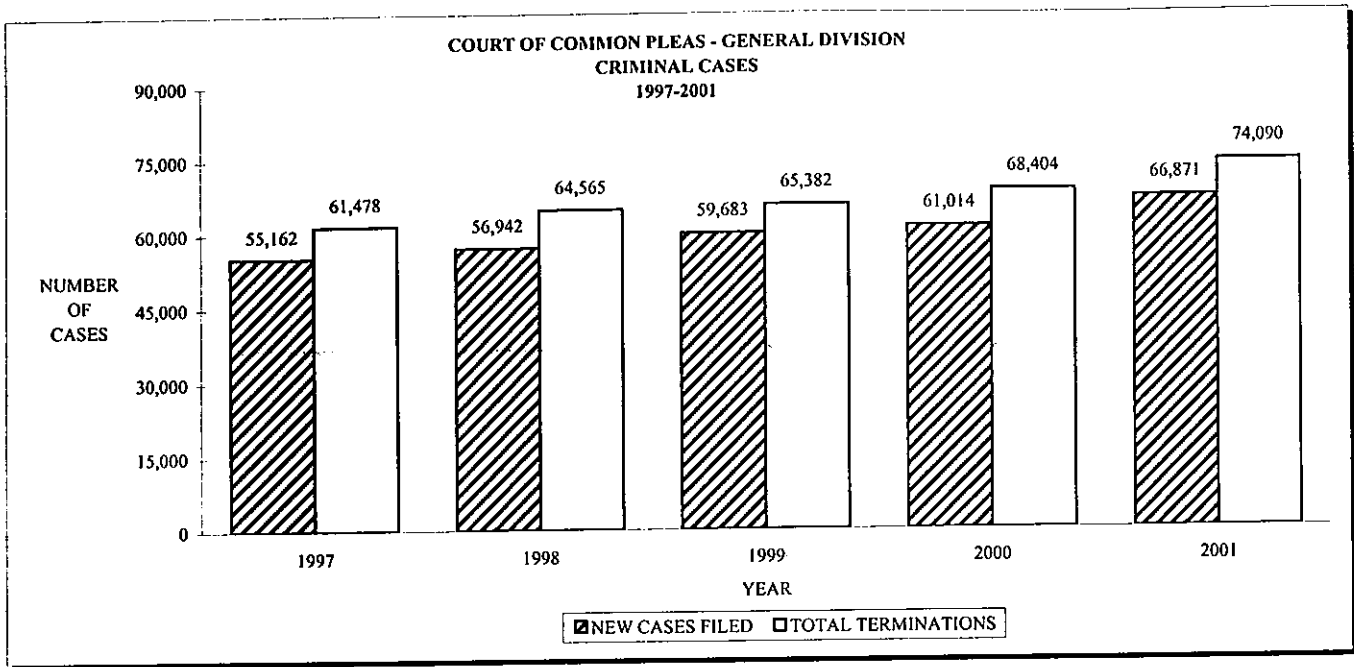
COUNTY	JURY TRIAL	COURT TRIAL	SETTLED OR DISMISSED PRE TRIAL	DIS-MISSAL	DISMISSAL FOR LACK OF SPEEDY TRIAL	DIVERSION OR ARBITRATION	-- GUILTY OR NO -- CONTEST PLEA TO:		UNAVAIL-ABILITY OF PARTY	TRANS-FERRED OUT	BANKRUPTCY STAY/INTER-LOCUTORY APPEAL	OTHER TERMINATIONS
							ORIGINAL	REDUCED				
ADAMS	1	0	0	11	0	0	39	12	13	1	0	0
ALLEN	7	1	0	21	0	0	144	221	6	1	0	2
ASHLAND	6	0	0	17	0	0	17	91	10	16	0	5
ASHTABULA	29	1	2	15	2	4	100	89	25	12	1	6
ATHENS	8	0	0	28	0	13	150	29	5	6	5	26
AUGLAIZE	5	0	3	8	0	0	39	104	6	9	0	0
BELMONT	5	1	0	43	0	0	82	30	25	53	0	38
BROWN	10	0	9	16	0	1	65	41	2	0	0	0
BUTLER	59	11	2	34	0	6	238	770	371	251	0	153
CARROLL	1	0	5	0	0	0	71	32	4	0	0	0
CHAMPAIGN	6	0	1	45	0	0	96	108	27	0	1	0
CLARK	35	0	0	137	0	0	135	616	101	6	0	7
CLERMONT	21	19	0	47	0	8	384	97	26	21	0	18
CLINTON	3	4	19	0	0	0	107	51	8	0	0	4
COLUMBIANA	4	3	0	14	1	0	100	42	9	6	1	6
COSHOCTON	4	0	1	16	0	0	42	48	7	0	1	1
CRAWFORD	2	1	0	21	0	22	68	47	8	2	0	3
CUYAHOGA	312	202	600	820	22	549	5,265	10,107	1,258	272	3	125
DARKE	12	0	0	17	0	1	102	15	7	0	1	0
DEFIANCE	2	0	0	12	0	1	178	25	1	0	0	0
DELAWARE	13	7	129	7	0	5	172	79	47	9	0	0
ERIE	8	0	3	22	0	3	80	257	26	140	1	26
FAIRFIELD	2	2	25	5	0	11	116	99	50	7	0	17
FAYETTE	2	0	1	17	0	4	30	77	0	0	0	0
FRANKLIN	192	29	482	20	6	111	1,637	4,511	1,033	1,522	21	46
FULTON	1	0	0	3	0	0	28	79	0	0	0	0
GALLIA	0	0	0	28	0	0	45	39	2	2	0	4
GEAUGA	1	0	3	12	0	0	60	48	9	2	0	5
GREENE	20	4	21	24	1	9	513	93	33	5	1	0
GUERNSEY	3	0	0	3	0	2	74	13	12	19	0	4
HAMILTON	144	184	1	352	15	183	2,483	1,841	845	1,618	1	550
HANCOCK	8	0	14	5	1	31	150	39	18	5	0	2
HARDIN	2	1	0	1	0	0	5	19	3	1	0	0
HARRISON	0	0	0	6	0	0	22	31	3	1	0	0
HENRY	3	0	0	3	0	4	70	21	0	0	0	0
HIGHLAND	0	0	0	21	3	0	42	82	5	0	0	2
HOCKING	1	5	1	14	0	0	56	102	11	1	0	11
HOLMES	7	24	2	51	0	0	57	8	30	0	0	16
HURON	8	0	0	15	0	12	37	75	5	9	0	5
JACKSON	1	0	0	13	0	0	80	0	6	0	0	1
JEFFERSON	8	2	0	12	0	1	28	110	4	7	1	6
KNOX	5	2	0	2	0	0	66	3	0	0	0	12
LAKE	37	1	4	9	0	1	253	185	38	17	2	6
LAWRENCE	3	0	0	22	0	1	129	14	88	33	0	0
LICKING	20	8	21	22	0	29	402	0	52	4	1	18
LOGAN	6	1	6	43	0	54	74	58	10	0	0	15
LORAIN	30	28	0	62	0	18	1,246	217	221	26	2	39
LUCAS	48	17	53	152	0	11	719	972	175	11	0	33

COURTS OF COMMON PLEAS-GENERAL DIVISION

CRIMINAL TERMINATIONS (continued)

2001

COUNTY	JURY TRIAL	COURT TRIAL	SETTLED OR DISMISSED PRE TRIAL	DISMISSAL	DISMISSAL FOR LACK OF SPEEDY TRIAL	DIVERSION OR ARBITRATION	-- GUILTY OR NO -- CONTEST PLEA TO:		UNAVAILABILITY OF PARTY	TRANSFERRED OUT	BANKRUPTCY STAY/INTERLOCUTORY APPEAL	OTHER TERMINATIONS
							ORIGINAL	REDUCED				
MADISON	6	0	0	18	0	7	62	14	16	0	0	14
MAHONING	17	1	2	39	0	117	596	69	90	90	2	12
MARION	7	1	0	1	0	2	182	177	28	23	0	12
MEDINA	38	9	3	7	1	15	258	104	11	23	3	28
MEIGS	2	0	0	0	14	0	10	19	2	2	0	1
MERCER	0	0	1	0	12	2	24	63	2	1	1	0
MIAMI	9	4	0	31	1	2	207	37	21	9	0	0
MONROE	2	0	6	8	5	0	7	18	0	0	1	0
MONTGOMERY	105	34	2	328	0	566	2,786	0	320	24	20	1
MORGAN	1	8	2	7	1	0	46	2	7	0	0	3
MORROW	3	1	12	5	0	4	13	53	3	1	0	3
MUSKINGUM	10	2	0	5	0	0	236	0	17	3	0	0
NOBLE	4	0	1	12	0	1	31	9	0	0	0	26
OTTAWA	5	0	5	41	0	13	51	0	1	0	0	1
PAULDING	0	0	23	0	0	0	48	26	0	0	0	0
PERRY	9	2	9	0	0	0	44	0	4	0	0	0
PICKAWAY	9	0	1	42	0	0	129	17	26	9	0	27
PIKE	5	0	0	32	8	0	55	8	0	0	0	21
PORTAGE	16	4	0	32	2	0	104	211	35	15	0	3
PREBLE	3	0	0	13	0	25	98	31	6	4	1	15
PUTNAM	2	0	1	7	2	0	48	22	2	0	0	0
RICHLAND	15	2	81	15	1	95	358	138	50	19	0	25
ROSS	17	5	0	25	0	15	154	29	36	10	0	14
SANDUSKY	1	0	0	68	0	51	143	59	19	11	0	5
SCIOTO	14	3	0	46	0	0	149	189	62	12	0	14
SENECA	8	2	4	13	1	5	211	45	22	13	0	0
SHELBY	1	1	0	18	0	0	106	163	5	0	0	3
STARK	129	4	3	9	0	16	1,054	61	108	17	0	8
SUMMIT	104	13	12	150	0	42	1,422	1,689	305	16	0	1
TRUMBULL	33	1	2	3	5	0	128	409	40	17	0	17
TUSCARAWAS	7	1	0	33	0	35	160	63	33	7	0	6
UNION	3	1	0	11	0	1	84	5	2	2	0	22
VAN WERT	1	0	5	4	3	21	57	16	38	1	0	138
VINTON	6	1	12	2	0	1	35	23	13	0	0	40
WARREN	12	3	0	9	0	0	136	291	43	0	0	49
WASHINGTON	21	46	38	92	0	0	77	9	32	13	1	159
WAYNE	8	2	8	4	2	0	160	29	34	10	0	5
WILLIAMS	2	2	0	7	0	3	66	63	1	0	0	1
WOOD	6	0	2	26	1	9	192	59	31	7	0	9
WYANDOT	1	1	0	10	0	0	46	7	2	0	0	18
STATEWIDE	1,747	712	1,643	3,441	110	2,143	25,869	25,874	6,112	4,454	72	1,913



COURTS OF COMMON PLEAS - DOMESTIC RELATIONS DIVISION
COMPOSITE REPORT FORM FOR THE ENTIRE STATE
2001

	<i>MARRIAGE TERMINATIONS</i>		<i>MARRIAGE DISSOLUTIONS</i>		<i>CHANGE OF CUSTODY</i>	<i>ENFORCEMENT OR MODIFICATION OF SUPPORT</i>		<i>DOMESTIC VIOLENCE</i>	<i>U.I. F.S.A.</i>	<i>PAREN- TAGE</i>	<i>ALL OTHER CASES</i>	<i>TOTAL</i>
	<i>WITH CHILDREN</i>	<i>WITHOUT CHILDREN</i>	<i>WITH CHILDREN</i>	<i>WITHOUT CHILDREN</i>		<i>VISITATION</i>	<i>SUPPORT</i>					
CASES PENDING BEGINNING OF YEAR	11,323	6,627	1,324	1,413	3,475	1,733	9,807	964	552	262	2,928	40,408
NEW CASES FILED	19,147	14,375	9,517	11,796	1,217	522	5,062	13,970	2,115	967	1,142	79,830
TRANSFERRED IN OR REACTIVATED CASES	1,874	717	472	198	6,904	3,211	32,477	1,431	914	41	13,507	61,746
TOTAL CASES	32,344	21,719	11,313	13,407	11,596	5,466	47,346	16,365	3,581	1,270	17,577	181,984
CASES TERMINATED BY:												
JUDGE:DEFAULT, UN- CONTESTED, DISSOLUTION	8,529	7,578	5,902	7,963	745	174	2,018	914	214	123	597	34,757
MAGISTRATE:DEFAULT, UN- CONTESTED, DISSOLUTION	3,129	2,524	2,615	2,853	1,573	678	6,961	1,846	1,361	320	1,421	25,281
TRIAL BY JUDGE	1,878	1,120	58	65	607	271	1,417	794	24	6	856	7,096
TRIAL BY MAGISTRATE	2,092	1,144	327	297	2,454	1,352	13,979	4,175	335	128	7,750	34,033
VOLUNTARY DISMISSAL	2,667	1,704	387	405	673	390	3,578	3,829	268	117	1,115	15,133
MEDIATION/CONCILIATION	337	72	5	0	258	117	30	11	0	0	9	839
BANKRUPTCY STAY OR INTERLOCUTORY APPEAL	206	101	6	5	5	2	16	3	0	1	33	378
TRANSFERRED OUT	809	355	202	77	37	15	47	101	128	0	53	1,824
REFERRED TO PRIVATE JUDGE	3	2	3	3	2	0	8	84	0	0	0	105
UNAVAILABILITY OF PARTY FOR TRIAL	128	71	32	23	32	9	771	891	7	2	157	2,123
ALL OTHER TERMINATIONS	1,245	596	362	335	1,835	788	7,660	2,581	448	141	2,979	18,970
TOTAL TERMINATIONS	21,023	15,267	9,899	12,026	8,221	3,796	36,485	15,229	2,785	838	14,970	140,539
CASES PENDING END OF YEAR	11,321	6,452	1,414	1,381	3,375	1,670	10,861	1,136	796	432	2,607	41,445
TIME GUIDELINE (MONTHS)	18	12	3	3	9	9	12	1	3	12	6	X
CASES PENDING END OF YEAR BEYOND TIME GUIDELINE	452	397	45	19	463	206	576	316	433	6	512	3,425

COURTS OF COMMON PLEAS - DOMESTIC RELATIONS DIVISION
OVERALL CASELOADS
2001

COUNTY	NUMBER OF JUDGES	----- POPULATION -----		NEW FILINGS, TRANSFERS, ----- AND REACTIVATIONS -----			----- TERMINATIONS -----		
		TOTAL	PER JUDGE	TOTAL	PER JUDGE	PER 1,000 POPULATION	TOTAL	PER JUDGE	PER 1,000 POPULATION
The judges of the following counties also have General, Probate, and Juvenile Division jurisdiction.									
ADAMS	1	27,330	27,330	515	515	19	524	524	19
HARRISON	1	15,856	15,856	337	337	21	354	354	22
HENRY	1	29,210	29,210	265	265	9	166	166	6
MORGAN	1	14,897	14,897	283	283	19	289	289	19
MORROW	1	31,628	31,628	232	232	7	193	193	6
NOBLE	1	14,058	14,058	138	138	10	137	137	10
WYANDOT	1	22,908	22,908	275	275	12	275	275	12
The judges of the following counties have Domestic Relations Division jurisdiction exclusively.									
ALLEN	1	108,473	108,473	1,675	1,675	15	1,620	1,620	15
BUTLER	2	332,807	166,404	4,501	2,251	14	4,872	2,436	15
CLERMONT	1	177,977	177,977	4,819	4,819	27	4,764	4,764	27
CUYAHOGA	5	1,393,978	278,796	10,896	2,179	8	10,787	2,157	8
FAIRFIELD	1	122,759	122,759	2,398	2,398	20	2,432	2,432	20
GREENE	1	147,886	147,886	2,129	2,129	14	2,132	2,132	14
HAMILTON	3	845,303	281,768	13,534	4,511	16	13,184	4,395	16
LAKE	1	227,511	227,511	1,895	1,895	8	1,835	1,835	8
LICKING	1	145,491	145,491	3,216	3,216	22	3,490	3,490	24
LUCAS	2	455,054	227,527	4,766	2,383	10	4,827	2,414	11
MAHONING	1	257,555	257,555	2,576	2,576	10	2,577	2,577	10
MEDINA	1	151,095	151,095	2,187	2,187	14	2,277	2,277	15
MONTGOMERY	2	559,062	279,531	6,092	3,046	11	6,304	3,152	11
PORTAGE	1	152,061	152,061	1,922	1,922	13	1,876	1,876	12
SCIOTO	1	79,195	79,195	1,443	1,443	18	1,576	1,576	20
SUMMIT	2	542,899	271,450	6,217	3,109	11	5,232	2,616	10
WARREN	1	158,383	158,383	2,464	2,464	16	2,412	2,412	15
The judges of the following counties also have Juvenile Division jurisdiction.									
AUGLAIZE*	1	46,611	46,611	566	566	12	571	571	12
CLARK	1	144,742	144,742	2,293	2,293	16	2,279	2,279	16
ERIE	1	79,551	79,551	948	948	12	996	996	13
FRANKLIN	5	1,068,978	213,796	9,818	1,964	9	9,746	1,949	9
LORAIN	3	284,664	94,888	2,780	927	10	2,692	897	9
MARION	1	66,217	66,217	1,027	1,027	16	875	875	13
RICHLAND	1	128,852	128,852	1,856	1,856	14	1,786	1,786	14
STARK	3	378,098	126,033	6,943	2,314	18	6,992	2,331	18
TRUMBULL	2	225,116	112,558	2,589	1,295	12	2,748	1,374	12
The judges of the following counties also have General Division jurisdiction.									
ASHLAND	1	52,523	52,523	429	429	8	423	423	8
ASHTABULA	3	102,728	34,243	1,229	410	12	1,228	409	12
ATHENS	2	62,223	31,112	828	414	13	857	429	14
BELMONT	2	70,226	35,113	667	334	9	651	326	9
BROWN	1	42,285	42,285	728	728	17	763	763	18
CARROLL	1	28,836	28,836	327	327	11	332	332	12
CHAMPAIGN	1	38,890	38,890	874	874	22	869	869	22
CLINTON	1	40,543	40,543	639	639	16	626	626	15
COLUMBIANA	2	112,075	56,038	1,917	959	17	1,809	905	16
COSHOCTON	1	36,655	36,655	662	662	18	622	622	17
CRAWFORD	1	46,966	46,966	596	596	13	546	546	12
DARKE	1	53,309	53,309	633	633	12	635	635	12

COURTS OF COMMON PLEAS - DOMESTIC RELATIONS DIVISION
OVERALL CASELOADS (continued)
2001

COUNTY	NUMBER OF JUDGES	----- POPULATION -----		NEW FILINGS, TRANSFERS, ----- AND REACTIVATIONS -----			----- TERMINATIONS -----		
		TOTAL	PER JUDGE	TOTAL	PER JUDGE	PER 1,000 POPULATION	TOTAL	PER JUDGE	PER 1,000 POPULATION
DEFIANCE	1	39,500	39,500	504	504	13	491	491	12
DELAWARE	2	109,989	54,995	744	372	7	762	381	7
FAYETTE	1	28,433	28,433	400	400	14	475	475	17
FULTON	1	42,084	42,084	365	365	9	368	368	9
GALLIA	1	31,069	31,069	584	584	19	591	591	19
GEAUGA	2	90,895	45,448	754	377	8	744	372	8
GUERNSEY	1	40,792	40,792	714	714	18	710	710	17
HANCOCK	2	71,295	35,648	840	420	12	777	389	11
HARDIN	1	31,945	31,945	372	372	12	353	353	11
HIGHLAND	1	40,875	40,875	694	694	17	705	705	17
HOCKING	1	28,241	28,241	354	354	13	370	370	13
HOLMES	1	38,943	38,943	346	346	9	341	341	9
HURON	1	59,487	59,487	993	993	17	1,017	1,017	17
JACKSON	1	32,641	32,641	361	361	11	321	321	10
JEFFERSON	2	73,894	36,947	569	285	8	562	281	8
KNOX	1	54,500	54,500	711	711	13	694	694	13
LAWRENCE	2	62,319	31,160	981	491	16	1,065	533	17
LOGAN	1	46,005	46,005	762	762	17	788	788	17
MADISON	1	40,213	40,213	410	410	10	417	417	10
MEIGS	1	23,072	23,072	365	365	16	363	363	16
MERCER	1	40,924	40,924	739	739	18	772	772	19
MIAMI	2	98,868	49,434	1,210	605	12	1,196	598	12
MONROE	1	15,180	15,180	115	115	8	111	111	7
MUSKINGUM	2	84,585	42,293	1,535	768	18	1,498	749	18
OTTAWA	1	40,985	40,985	322	322	8	323	323	8
PAULDING	1	20,293	20,293	351	351	17	325	325	16
PERRY	1	34,078	34,078	430	430	13	373	373	11
PICKAWAY	1	52,727	52,727	670	670	13	656	656	12
PIKE	1	27,695	27,695	447	447	16	417	417	15
PREBLE	1	42,337	42,337	645	645	15	644	644	15
PUTNAM	1	34,726	34,726	270	270	8	273	273	8
ROSS	2	73,345	36,673	849	425	12	760	380	10
SANDUSKY	2	61,792	30,896	728	364	12	747	374	12
SENECA	2	58,683	29,342	850	425	14	845	423	14
SHELBY	1	47,910	47,910	581	581	12	592	592	12
TUSCARAWAS	2	90,914	45,457	1,315	658	14	1,301	651	14
UNION	1	40,909	40,909	378	378	9	401	401	10
VAN WERT	1	29,659	29,659	575	575	19	596	596	20
VINTON	1	12,806	12,806	287	287	22	271	271	21
WASHINGTON	2	63,251	31,626	1,138	569	18	1,127	564	18
WAYNE	2	111,564	55,782	1,524	762	14	1,575	788	14
WILLIAMS	1	39,188	39,188	486	486	12	503	503	13
WOOD	3	121,065	40,355	1,184	395	10	1,138	379	9
STATEWIDE	127	11,353,140	89,395	141,576	1,115	12	140,539	1,107	12

88

All population figures based on estimated 2001 U.S.Census

* The judge of Auglaize County also has Probate Division jurisdiction.

COURTS OF COMMON PLEAS - DOMESTIC RELATIONS DIVISION
TERMINATIONS OF MARRIAGES OVERALL CASELOADS
2001

<u>COUNTY</u>	<u>CASES PENDING JANUARY 1</u>	<u>NEW FILINGS</u>	<u>REACTIVATIONS AND TRANSFERS</u>	<u>TOTAL CASES</u>	<u>TOTAL TERMINATIONS</u>	<u>CLEARANCE RATE</u>	<u>CASES PENDING DECEMBER 31</u>	<u>CASES PENDING BEYOND TIME GUIDELINES</u>
ADAMS	56	193	0	249	198	102.6%	51	0
ALLEN	181	658	21	860	654	96.3%	206	0
ASHLAND	76	246	1	323	241	97.6%	82	5
ASHTABULA	338	595	32	965	622	99.2%	343	25
ATHENS	130	325	0	455	287	88.3%	168	14
AUGLAIZE	60	216	8	284	221	98.7%	63	0
BELMONT	113	356	20	489	381	101.3%	108	2
BROWN	171	294	1	466	305	103.4%	161	12
BUTLER	704	1,673	67	2,444	1,789	102.8%	655	7
CARROLL	29	160	0	189	158	98.8%	31	0
CHAMPAIGN	96	221	26	343	246	99.6%	97	15
CLARK	306	840	1	1,147	815	96.9%	332	19
CLERMONT	337	987	73	1,397	1,016	95.8%	381	9
CLINTON	130	262	3	395	285	107.5%	110	9
COLUMBIANA	260	488	19	767	572	112.8%	195	6
COSHOCTON	42	212	17	271	215	93.9%	56	1
CRAWFORD	106	283	21	410	280	92.1%	130	12
CUYAHOGA	2,359	5,590	510	8,459	6,206	101.7%	2,253	185
DARKE	107	271	0	378	282	104.1%	96	1
DEFIANCE	110	227	1	338	223	97.8%	115	9
DELAWARE	132	449	1	582	429	95.3%	153	0
ERIE	231	357	12	600	399	108.1%	201	9
FAIRFIELD	256	657	10	923	653	97.9%	270	16
FAYETTE	74	203	0	277	206	101.5%	71	0
FRANKLIN	2,087	5,305	1,259	8,651	6,491	98.9%	2,160	141
FULTON	95	202	2	299	212	103.9%	87	3
GALLIA	51	229	0	280	223	97.4%	57	0
GEAUGA	185	363	9	557	388	104.3%	169	4
GREENE	204	668	130	1,002	741	92.9%	261	22
GUERNSEY	59	217	6	282	230	103.1%	52	0
HAMILTON	104	3,132	1	3,237	3,134	100.0%	103	0
HANCOCK	153	370	2	525	364	97.8%	161	17
HARDIN	58	183	125	366	298	96.8%	68	0
HARRISON	19	86	0	105	89	103.5%	16	0
HENRY	97	129	4	230	150	112.8%	80	0
HIGHLAND	130	298	0	428	296	99.3%	132	12
HOCKING	70	191	0	261	205	107.3%	56	1
HOLMES	23	99	0	122	98	99.0%	24	0
HURON	151	340	15	506	386	108.7%	120	3
JACKSON	85	232	4	321	224	94.9%	97	19
JEFFERSON	109	333	7	449	368	108.2%	81	0
KNOX	95	263	0	358	254	96.6%	104	4
LAKE	482	851	79	1,412	972	104.5%	440	19
LAWRENCE	191	446	29	666	514	108.2%	152	4
LICKING	327	735	102	1,164	877	104.8%	287	1
LOGAN	87	266	5	358	275	101.5%	83	1
LORAIN	492	1,284	19	1,795	1,267	97.2%	528	4
LUCAS	994	2,230	111	3,335	2,377	101.5%	958	56

COURTS OF COMMON PLEAS - DOMESTIC RELATIONS DIVISION
TERMINATIONS OF MARRIAGES OVERALL CASELOADS (continued)
2001

<u>COUNTY</u>	<u>CASES PENDING JANUARY 1</u>	<u>NEW FILINGS</u>	<u>REACTIVATIONS AND TRANSFERS</u>	<u>TOTAL CASES</u>	<u>TOTAL TERMIN- ATIONS</u>	<u>CLEARANCE RATE</u>	<u>CASES PENDING DECEMBER 31</u>	<u>CASES PENDING BEYOND TIME GUIDELINES</u>
MADISON	80	181	5	266	197	105.9%	69	4
MAHONING	470	952	1	1,423	982	103.0%	441	14
MARION	115	423	1	539	367	86.6%	172	4
MEDINA	375	729	12	1,116	747	100.8%	369	6
MEIGS	48	144	0	192	146	101.4%	46	2
MERCER	64	162	27	253	201	106.3%	52	0
MIAMI	159	548	2	709	533	96.9%	176	1
MONROE	10	83	0	93	73	88.0%	20	0
MONTGOMERY	1,001	2,944	171	4,116	3,045	97.8%	1,071	22
MORGAN	32	75	1	108	79	103.9%	29	0
MORROW	89	177	2	268	142	79.3%	126	24
MUSKINGUM	134	483	3	620	500	102.9%	120	2
NOBLE	20	60	0	80	58	96.7%	22	1
OTTAWA	100	226	1	327	224	98.7%	103	7
PAULDING	37	116	2	155	111	94.1%	44	0
PERRY	38	212	0	250	193	91.0%	57	0
PICKAWAY	78	287	5	370	272	93.2%	98	5
PIKE	58	209	2	269	188	89.1%	81	2
PORTAGE	302	745	18	1,065	770	100.9%	295	9
PREBLE	92	247	0	339	242	98.0%	97	6
PUTNAM	49	103	1	153	114	109.6%	39	1
RICHLAND	263	623	6	892	639	101.6%	253	11
ROSS	198	448	6	652	448	98.7%	204	31
SANDUSKY	135	322	8	465	337	102.1%	128	17
SCIOTO	226	598	16	840	619	100.8%	221	21
SENECA	88	294	3	385	304	102.4%	81	1
SHELBY	68	267	5	340	275	101.1%	65	1
STARK	756	1,780	10	2,546	1,843	103.0%	703	2
SUMMIT	1,025	2,413	24	3,462	2,461	101.0%	1,001	15
TRUMBULL	583	1,158	59	1,800	1,273	104.6%	527	0
TUSCARAWAS	169	514	16	699	517	97.5%	182	3
UNION	61	233	1	295	244	104.3%	51	0
VAN WERT	48	155	12	215	164	98.2%	51	1
VINTON	16	89	0	105	85	95.5%	20	0
WARREN	276	858	52	1,186	875	96.2%	311	8
WASHINGTON	109	348	0	457	351	100.9%	106	2
WAYNE	218	585	9	812	606	102.0%	206	0
WILLIAMS	77	226	2	305	244	107.0%	61	4
WOOD	221	481	20	722	505	100.8%	217	16
WYANDOT	47	122	5	174	125	98.4%	49	3
STATEWIDE	20,687	54,835	3,261	78,783	58,215	100.2%	20,568	913

88

COURTS OF COMMON PLEAS - DOMESTIC RELATIONS DIVISION
TERMINATIONS OF MARRIAGES TERMINATIONS
2001

COUNTY	** UNCONTESTED **		** TRIAL BY **		VOLUNTARY DISMISSAL	MEDIATION/ CONCILIATION	BANKRUPTCY STAY / INTER- LOCUTORY APPEAL	TRANS- FERRED OUT	PRIVATE JUDGE	UNAVAIL- ABILITY OF PARTY	OTHER TERMIN- ATIONS	TOTAL TERMIN- ATIONS
	JUDGE	MAGISTRATE	JUDGE	MAGISTRATE								
ADAMS	36	77	17	35	25	0	0	1	0	0	7	198
ALLEN	279	183	42	5	99	0	1	2	0	0	43	654
ASHLAND	142	60	0	23	8	4	0	0	0	0	4	241
ASHTABULA	61	401	7	0	107	5	0	12	0	1	28	622
ATHENS	1	116	1	84	28	0	0	5	0	0	52	287
AUGLAIZE	155	0	30	0	27	1	0	0	0	1	7	221
BELMONT	56	242	14	13	34	0	0	2	0	0	20	381
BROWN	3	220	0	38	43	0	0	0	0	0	1	305
BUTLER	912	342	138	98	160	0	0	21	0	0	118	1,789
CARROLL	140	0	3	0	14	0	0	0	0	0	1	158
CHAMPAIGN	109	67	0	28	19	6	0	1	0	2	14	246
CLARK	560	0	41	117	54	4	2	0	0	0	37	815
CLERMONT	152	423	42	240	83	30	3	0	0	0	43	1,016
CLINTON	0	122	5	101	40	0	2	1	0	0	14	285
COLUMBIANA	348	119	17	19	36	9	7	7	0	0	10	572
COSHOCTON	85	72	1	7	18	0	0	0	0	0	32	215
CRAWFORD	0	231	0	9	16	11	4	0	0	1	8	280
CUYAHOGA	3,971	1,009	0	1	739	0	30	398	0	5	53	6,206
DARKE	193	1	3	55	25	0	1	0	0	0	4	282
DEFIANCE	116	53	2	24	20	0	0	2	0	0	6	223
DELAWARE	93	243	1	49	37	0	2	0	0	0	4	429
ERIE	233	63	19	19	43	1	1	1	0	0	19	399
FAIRFIELD	559	0	7	2	46	1	5	0	0	1	32	653
FAYETTE	0	84	0	88	18	0	0	5	0	1	10	206
FRANKLIN	4,614	1	37	0	345	122	60	728	7	181	396	6,491
FULTON	99	50	15	13	30	0	0	0	0	0	5	212
GALLIA	133	4	1	56	21	0	3	1	0	0	4	223
GEAUGA	66	225	2	28	45	0	1	5	0	0	16	388
GREENE	485	0	181	0	72	0	0	0	0	0	3	741
GUERNSEY	3	0	24	167	24	5	0	0	0	0	7	230
HAMILTON	2,302	0	566	0	264	0	0	1	0	0	1	3,134
HANCOCK	0	280	0	39	29	1	0	1	0	0	14	364
HARDIN	20	61	25	102	42	0	1	1	0	36	10	298
HARRISON	47	31	2	4	4	0	0	0	0	0	1	89
HENRY	22	87	10	13	18	0	0	0	0	0	0	150
HIGHLAND	0	120	0	125	51	0	0	0	0	0	0	296
HOCKING	132	20	0	30	21	0	1	1	0	0	0	205
HOLMES	4	56	7	18	8	0	0	1	0	0	4	98
HURON	140	4	5	175	37	2	2	3	0	0	18	386
JACKSON	12	182	0	0	22	0	0	0	3	0	5	224
JEFFERSON	263	42	8	24	14	0	2	1	0	0	14	368
KNOX	0	189	2	31	15	3	3	0	0	0	11	254
LAKE	11	9	2	776	96	0	67	11	0	0	0	972
LAWRENCE	335	22	5	5	41	0	1	14	0	0	91	514
LICKING	466	40	28	169	88	46	10	0	1	0	29	877
LOGAN	5	225	0	1	32	0	0	0	0	0	12	275
LORAIN	1,023	0	4	0	152	2	23	25	0	1	37	1,267
LUCAS	1,920	21	19	1	173	68	1	10	0	0	164	2,377

COURTS OF COMMON PLEAS - DOMESTIC RELATIONS DIVISION

TERMINATIONS OF MARRIAGES TERMINATIONS (continued)

2001

COUNTY	** UNCONTESTED **		** TRIAL BY **		VOLUNTARY DISMISSAL	MEDIATION/ CONCILIATION	BANKRUPTCY	TRANS- FERRED OUT	PRIVATE JUDGE	UNAVAIL- ABILITY OF PARTY	OTHER TERMIN- ATIONS	TOTAL TERMIN- ATIONS
	JUDGE	MAGISTRATE	JUDGE	MAGISTRATE			STAY / INTER- LOCUTORY APPEAL					
MADISON	117	7	7	35	22	0	0	0	0	0	9	197
MAHONING	797	23	16	0	60	8	1	0	0	1	76	982
MARION	305	0	20	0	24	0	0	1	0	0	17	367
MEDINA	321	98	51	101	99	29	11	31	0	0	6	747
MEIGS	72	0	54	1	18	0	0	1	0	0	0	146
MERCER	0	54	0	94	18	5	5	1	0	9	15	201
MIAMI	146	320	1	6	41	0	0	0	0	0	19	533
MONROE	39	0	25	0	7	0	0	0	0	0	2	73
MONTGOMERY	2,040	1	477	2	230	11	26	71	0	4	183	3,045
MORGAN	57	0	13	0	7	0	1	0	0	0	1	79
MORROW	43	12	0	65	19	1	0	0	0	0	2	142
MUSKINGUM	0	406	0	25	58	1	2	0	0	2	6	500
NOBLE	12	0	38	0	5	0	0	0	0	0	3	58
OTTAWA	1	121	0	72	16	0	0	0	0	0	14	224
PAULDING	81	0	19	0	9	0	0	0	0	0	2	111
PERRY	107	5	0	9	11	4	6	3	0	0	48	193
PICKAWAY	167	0	52	10	27	2	3	0	0	0	11	272
PIKE	148	0	4	0	22	1	1	0	0	0	12	188
PORTAGE	445	46	94	57	87	0	0	1	0	0	40	770
PREBLE	104	0	95	15	24	0	0	0	0	1	3	242
PUTNAM	56	4	35	0	15	0	0	1	0	0	3	114
RICHLAND	255	270	2	37	53	0	1	0	0	1	20	639
ROSS	302	31	34	30	31	0	1	7	0	0	12	448
SANDUSKY	137	0	146	0	27	1	1	4	0	0	21	337
SCIOTO	329	150	25	0	61	10	7	1	0	1	35	619
SENECA	7	227	0	38	21	0	1	1	0	0	9	304
SHELBY	0	145	2	93	29	0	0	2	0	0	4	275
STARK	398	1,020	113	34	90	0	6	9	0	0	173	1,843
SUMMIT	1,265	762	56	30	199	2	2	1	0	2	142	2,461
TRUMBULL	836	175	16	0	136	0	0	20	0	0	90	1,273
TUSCARAWAS	46	405	0	2	40	0	2	6	0	0	16	517
UNION	89	0	107	1	18	0	3	1	0	1	24	244
VAN WERT	1	133	0	1	25	0	1	1	0	0	2	164
VINTON	18	0	57	0	6	0	0	2	0	0	2	85
WARREN	485	7	195	63	70	15	0	0	0	1	39	875
WASHINGTON	286	0	24	0	32	1	1	2	0	0	5	351
WAYNE	1	379	9	123	51	0	0	6	0	1	36	606
WILLIAMS	84	131	0	0	26	1	0	0	0	0	2	244
WOOD	67	304	0	64	40	0	0	9	0	0	21	505
WYANDOT	2	88	1	20	6	1	3	0	0	0	4	125
STATEWIDE	29,972	11,121	3,121	3,860	5,163	414	318	1,443	11	254	2,538	58,215

88

COURTS OF COMMON PLEAS - DOMESTIC RELATIONS DIVISION
DOMESTIC VIOLENCE OVERALL CASELOADS
2001

<u>COUNTY</u>	<u>CASES PENDING JANUARY 1</u>	<u>NEW FILINGS</u>	<u>REACTIVATIONS AND TRANSFERS</u>	<u>TOTAL CASES</u>	<u>TOTAL TERMIN- ATIONS</u>	<u>CLEARANCE RATE</u>	<u>CASES PENDING DECEMBER 31</u>	<u>CASES PENDING BEYOND TIME GUIDELINES</u>
ADAMS	2	137	0	139	129	94.2%	10	5
ALLEN	6	83	4	93	82	94.3%	11	5
ASHLAND	3	34	0	37	35	102.9%	2	0
ASHTABULA	3	38	0	41	34	89.5%	7	5
ATHENS	15	104	1	120	98	93.3%	22	17
AUGLAIZE	0	7	0	7	7	100.0%	0	0
BELMONT	7	40	2	49	46	109.5%	3	1
BROWN	7	98	0	105	91	92.9%	14	9
BUTLER	24	1,260	189	1,473	1,383	95.4%	90	0
CARROLL	1	11	0	12	10	90.9%	2	0
CHAMPAIGN	0	53	8	61	54	88.5%	7	3
CLARK	6	263	1	270	257	97.3%	13	0
CLERMONT	0	679	823	1,502	1,502	100.0%	0	0
CLINTON	24	106	0	130	119	112.3%	11	5
COLUMBIANA	4	124	8	136	127	96.2%	9	5
COSHOCTON	1	16	0	17	14	87.5%	3	0
CRAWFORD	6	82	1	89	77	92.8%	12	6
CUYAHOGA	44	445	77	566	518	99.2%	48	27
DARKE	2	82	32	116	110	96.5%	6	0
DEFIANCE	3	9	0	12	10	111.1%	2	0
DELAWARE	10	44	0	54	52	118.2%	2	1
ERIE	30	214	10	254	235	104.9%	19	13
FAIRFIELD	10	105	3	118	102	94.4%	16	6
FAYETTE	11	76	0	87	76	100.0%	11	0
FRANKLIN	49	649	51	749	696	99.4%	53	0
FULTON	2	13	2	17	15	100.0%	2	0
GALLIA	3	53	7	63	63	105.0%	0	0
GEAUGA	7	33	4	44	42	113.5%	2	0
GREENE	0	186	0	186	186	100.0%	0	0
GUERNSEY	1	31	5	37	36	100.0%	1	0
HAMILTON	0	1,268	1	1,269	1,269	100.0%	0	0
HANCOCK	11	101	1	113	93	91.2%	20	15
HARDIN	5	53	0	58	45	84.9%	13	0
HARRISON	4	10	2	16	16	133.3%	0	0
HENRY	3	9	0	12	12	133.3%	0	0
HIGHLAND	25	124	0	149	139	112.1%	10	12
HOCKING	1	53	0	54	51	96.2%	3	0
HOLMES	2	30	0	32	31	103.3%	1	0
HURON	6	64	3	73	70	104.5%	3	0
JACKSON	4	14	0	18	10	71.4%	8	8
JEFFERSON	4	28	6	38	33	97.1%	5	0
KNOX	0	2	0	2	1	50.0%	1	0
LAKE	2	69	0	71	64	92.8%	7	0
LAWRENCE	5	58	1	64	63	106.8%	1	1
LICKING	15	455	0	470	458	100.7%	12	0
LOGAN	22	156	1	179	152	96.8%	27	8
LORAIN	5	193	0	198	191	99.0%	7	0
LUCAS	38	743	0	781	722	97.2%	59	27

COURTS OF COMMON PLEAS - DOMESTIC RELATIONS DIVISION
DOMESTIC VIOLENCE OVERALL CASELOADS (continued)
2001

<u>COUNTY</u>	<u>CASES PENDING JANUARY 1</u>	<u>NEW FILINGS</u>	<u>REACTIVATIONS AND TRANSFERS</u>	<u>TOTAL CASES</u>	<u>TOTAL TERMIN- ATIONS</u>	<u>CLEARANCE RATE</u>	<u>CASES PENDING DECEMBER 31</u>	<u>CASES PENDING BEYOND TIME GUIDELINES</u>
MADISON	0	8	0	8	8	100.0%	0	0
MAHONING	68	768	0	836	769	100.1%	67	12
MARION	5	113	2	120	111	96.5%	9	1
MEDINA	13	285	1	299	269	94.1%	30	0
MEIGS	2	10	2	14	12	100.0%	2	1
MERCER	0	9	4	13	10	76.9%	3	1
MIAMI	14	129	1	144	131	100.8%	13	1
MONROE	1	3	3	7	7	116.7%	0	0
MONTGOMERY	126	1,052	3	1,181	1,072	101.6%	109	51
MORGAN	0	0	0	0	0	-	0	0
MORROW	14	7	0	21	5	71.4%	16	0
MUSKINGUM	2	102	1	105	99	96.1%	6	0
NOBLE	0	1	0	1	1	100.0%	0	0
OTTAWA	14	43	0	57	49	114.0%	8	0
PAULDING	0	3	0	3	3	100.0%	0	0
PERRY	0	45	0	45	44	97.8%	1	0
PICKAWAY	1	11	0	12	11	100.0%	1	1
PIKE	6	66	0	72	67	101.5%	5	5
PORTAGE	7	61	16	84	72	93.5%	12	7
PREBLE	0	106	0	106	105	99.1%	1	1
PUTNAM	1	10	1	12	12	109.1%	0	0
RICHLAND	13	69	1	83	66	94.3%	17	0
ROSS	9	43	0	52	45	104.7%	7	7
SANDUSKY	13	81	0	94	85	104.9%	9	8
SCIOTO	13	170	5	188	181	103.4%	7	2
SENECA	7	298	9	314	302	98.4%	12	1
SHELBY	5	25	6	36	32	103.2%	4	0
STARK	31	210	1	242	221	104.7%	21	2
SUMMIT	30	517	0	547	503	97.3%	44	10
TRUMBULL	71	331	4	406	322	96.1%	84	0
TUSCARAWAS	0	65	1	66	57	86.4%	9	3
UNION	1	11	0	12	12	109.1%	0	0
VAN WERT	6	71	20	97	94	103.3%	3	0
VINTON	4	71	1	76	61	84.7%	15	0
WARREN	18	259	96	373	356	100.3%	17	0
WASHINGTON	15	99	0	114	104	105.1%	10	4
WAYNE	4	55	1	60	54	96.4%	6	4
WILLIAMS	0	12	0	12	10	83.3%	2	0
WOOD	16	204	2	222	195	94.7%	27	14
WYANDOT	1	42	7	50	46	93.9%	4	1
STATEWIDE	964	13,970	1,431	18,366	15,229	98.9%	1,136	316

88

COURTS OF COMMON PLEAS - DOMESTIC RELATIONS DIVISION
DOMESTIC VIOLENCE TERMINATIONS
2001

COUNTY	** UNCONTESTED **		** TRIAL BY **		VOLUN- TARY DIS- MISSAL	MEDIATION/ CONCILIATION	BANKRUPTCY	TRANS- FERRED OUT	PRIVATE JUDGE	UNAVAIL- ABILITY OF PARTY	OTHER TERMIN- ATIONS	TOTAL TERMIN- ATIONS
	JUDGE	MAGISTRATE	JUDGE	MAGISTRATE			STAY/INTER- LOCUTORY APPEAL					
ADAMS	0	2	8	80	31	0	0	0	0	0	8	129
ALLEN	0	15	1	21	12	0	0	0	0	3	30	82
ASHLAND	2	7	0	24	2	0	0	0	0	0	0	35
ASHTABULA	12	6	2	0	12	0	0	0	0	0	2	34
ATHENS	2	0	10	44	33	0	0	0	0	0	9	98
AUGLAIZE	4	0	1	0	1	0	0	0	0	0	1	7
BELMONT	0	7	0	3	11	0	0	1	0	0	24	46
BROWN	2	2	0	21	65	0	0	0	0	0	1	91
BUTLER	0	0	17	236	660	0	0	0	0	0	470	1,383
CARROLL	1	0	7	0	2	0	0	0	0	0	0	10
CHAMPAIGN	2	13	0	23	9	0	0	0	0	2	5	54
CLARK	1	0	68	42	54	0	0	0	0	0	92	257
CLERMONT	0	0	37	435	124	1	0	0	83	683	139	1,502
CLINTON	0	0	1	53	59	0	0	0	0	0	6	119
COLUMBIANA	0	62	0	16	20	2	0	1	0	0	26	127
COSHOCTON	0	0	7	0	2	0	0	0	0	0	5	14
CRAWFORD	0	29	0	27	11	0	0	0	0	0	10	77
CUYAHOGA	166	104	2	0	185	0	0	58	0	3	0	518
DARKE	31	3	8	11	52	0	0	0	0	1	4	110
DEFIANCE	3	0	6	0	0	0	0	0	0	0	1	10
DELAWARE	0	22	0	2	26	0	0	0	0	1	1	52
ERIE	6	70	14	28	79	0	0	0	0	0	38	235
FAIRFIELD	1	27	0	19	43	0	0	0	0	0	12	102
FAYETTE	0	0	2	41	19	0	0	2	0	3	9	76
FRANKLIN	286	9	63	1	153	0	0	15	0	137	32	696
FULTON	3	0	2	0	5	0	0	0	0	0	5	15
GALLIA	0	0	19	10	13	0	0	0	0	0	21	63
GEAUGA	0	4	0	16	17	0	0	3	0	0	2	42
GREENE	0	186	0	0	0	0	0	0	0	0	0	186
GUERNSEY	0	0	2	29	1	0	0	0	0	0	4	36
HAMILTON	0	0	10	461	798	0	0	0	0	0	0	1,269
HANCOCK	1	44	0	15	18	2	0	0	0	2	11	93
HARDIN	0	0	2	10	17	0	0	0	0	16	0	45
HARRISON	1	9	0	1	4	0	0	0	0	0	1	16
HENRY	2	0	0	0	2	0	0	0	0	0	8	12
HIGHLAND	0	0	2	82	52	0	0	0	0	0	3	139
HOCKING	7	3	17	11	13	0	0	0	0	0	0	51
HOLMES	0	3	2	16	6	0	0	0	0	0	4	31
HURON	0	0	3	57	1	0	0	0	0	0	9	70
JACKSON	2	4	0	0	4	0	0	0	0	0	0	10
JEFFERSON	1	2	1	6	2	0	0	0	0	0	21	33
KNOX	0	0	0	0	0	0	0	0	0	0	1	1
LAKE	2	0	46	2	13	0	0	1	0	0	0	64
LAWRENCE	41	0	0	0	2	0	0	1	0	0	19	63
LICKING	0	0	0	262	161	0	0	1	0	3	31	458
LOGAN	7	63	0	3	79	0	0	0	0	0	0	152
LORAIN	49	14	0	0	29	0	0	1	0	6	92	191
LUCAS	0	127	0	308	133	0	0	0	0	0	154	722

COURTS OF COMMON PLEAS - DOMESTIC RELATIONS DIVISION

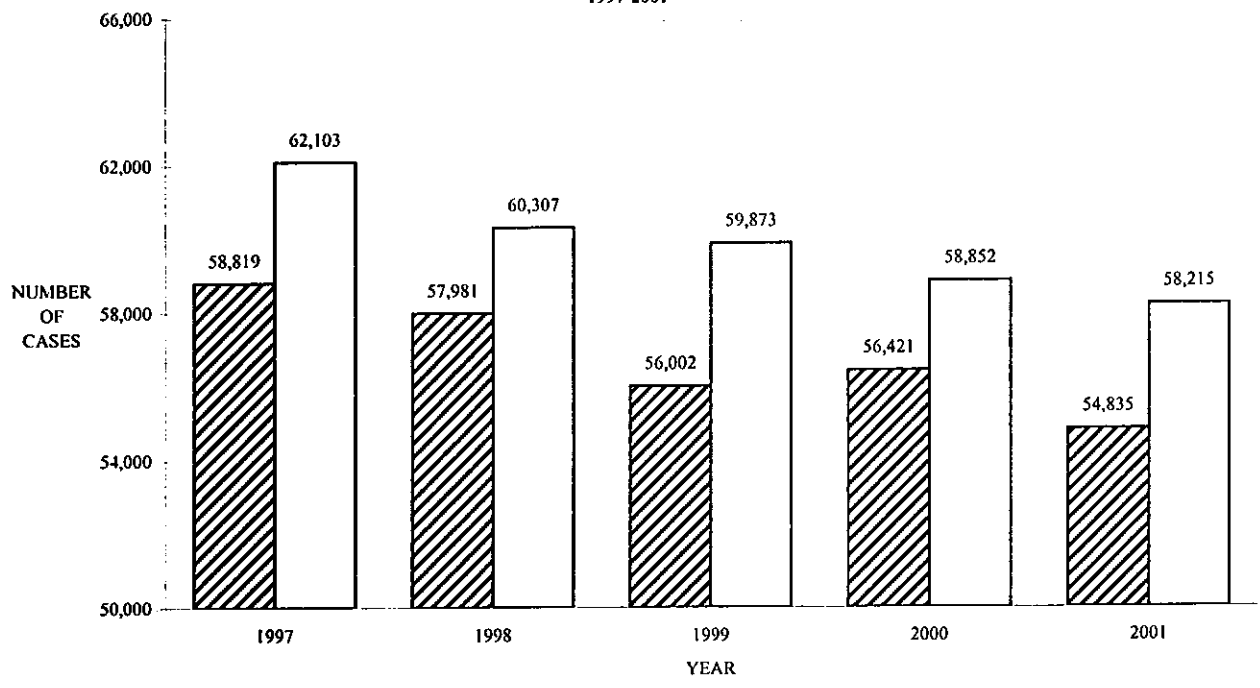
DOMESTIC VIOLENCE TERMINATIONS (continued)

2001

COUNTY	** UNCONTESTED **		** TRIAL BY **		VOLUN- TARY DIS- MISSAL	MEDIATION/ CONCILIATION	BANKRUPTCY	TRANS- FERRED OUT	PRIVATE JUDGE	UNAVAIL- ABILITY OF PARTY	OTHER TERMIN- ATIONS	TOTAL TERMIN- ATIONS
	JUDGE	MAGISTRATE	JUDGE	MAGISTRATE			STAY/INTER- LOCUTORY APPEAL					
MADISON	0	0	3	0	4	0	0	0	0	0	1	8
MAHONING	3	541	0	0	1	0	0	0	0	0	224	769
MARION	33	0	60	0	7	0	0	0	0	0	11	111
MEDINA	1	22	13	126	95	0	0	2	0	9	1	269
MEIGS	0	0	9	1	2	0	0	0	0	0	0	12
MERCER	5	1	1	0	2	0	0	0	0	0	1	10
MIAMI	0	0	0	42	27	0	0	0	0	0	62	131
MONROE	0	0	3	0	4	0	0	0	0	0	0	7
MONTGOMERY	0	4	0	604	113	0	2	0	0	1	348	1,072
MORGAN	0	0	0	0	0	0	0	0	0	0	0	0
MORROW	0	0	0	2	2	1	0	0	0	0	0	5
MUSKINGUM	0	24	0	43	28	0	0	1	0	1	2	99
NOBLE	0	0	1	0	0	0	0	0	0	0	0	1
OTTAWA	0	2	0	31	12	0	0	0	0	1	3	49
PAULDING	2	0	1	0	0	0	0	0	0	0	0	3
PERRY	2	0	0	19	5	0	1	0	0	0	17	44
PICKAWAY	2	0	2	0	1	0	0	0	0	0	6	11
PIKE	11	0	13	0	18	0	0	1	0	0	24	67
PORTAGE	1	0	0	58	5	0	0	0	0	0	8	72
PREBLE	3	0	97	0	3	0	0	0	0	0	2	105
PUTNAM	0	0	4	0	7	0	0	0	0	0	1	12
RICHLAND	0	6	0	26	25	0	0	0	0	0	9	66
ROSS	5	0	17	1	16	0	0	0	0	0	6	45
SANDUSKY	3	0	8	0	4	3	0	0	0	4	63	85
SCIOTO	10	92	0	8	60	0	0	0	0	0	11	181
SENECA	120	9	51	51	53	0	0	7	0	9	2	302
SHELBY	0	4	0	18	10	0	0	0	0	0	0	32
STARK	0	0	0	153	6	0	0	0	1	0	61	221
SUMMIT	0	4	20	336	24	0	0	0	0	0	119	503
TRUMBULL	1	142	0	0	138	0	0	0	0	0	41	322
TUSCARAWAS	5	30	0	2	11	0	0	1	0	0	8	57
UNION	0	0	8	0	0	0	0	0	0	0	4	12
VAN WERT	0	50	0	0	24	0	0	0	0	0	20	94
VINTON	0	0	40	0	14	0	0	0	0	1	6	61
WARREN	0	0	9	185	13	0	0	0	0	2	147	356
WASHINGTON	18	0	56	0	15	2	0	0	0	1	12	104
WAYNE	9	3	14	6	12	0	0	2	0	2	6	54
WILLIAMS	8	0	0	0	2	0	0	0	0	0	0	10
WOOD	36	62	4	21	26	0	0	3	0	0	43	195
WYANDOT	1	13	0	26	5	0	0	0	0	0	1	46
STATEWIDE	914	1,846	794	4,175	3,829	11	3	101	84	891	2,581	15,229

88

**COURTS OF COMMON PLEAS - DOMESTIC RELATIONS DIVISION
STATEWIDE NEW CASES FILED AND TOTAL TERMINATIONS COMPARISON
1997-2001**



Note: Marriage terminations and dissolution cases only

NEW CASES FILED
 TOTAL TERMINATIONS

COURTS OF COMMON PLEAS - PROBATE DIVISION
COMPOSITE REPORT FORM FOR THE ENTIRE STATE
2001

	<u>CASES PENDING JANUARY 1</u>	<u>CASES FILED</u>	<u>CASES CLOSED</u>	<u>CASES PENDING DECEMBER 31</u>
DECEDENT'S ESTATES	65,035	65,937	65,096	65,876
GUARDIANSHIPS OF MINORS	23,617	4,413	4,665	23,365
GUARDIANSHIPS OF INCOMPETENTS	31,386	6,327	5,595	32,118
EMERGENCY, LIMITED AND INTERIM GUARDIANSHIPS	X	X	646	X
CONSERVATORSHIPS	307	106	112	301
TESTAMENTARY TRUSTS	11,609	959	951	11,617
CIVIL ACTIONS	2,582	2,806	2,794	2,594
ADOPTIONS	2,299	5,674	5,564	2,409
MENTAL ILLNESS AND MENTAL RETARDATION	1,891	5,206	5,137	1,960
MINORS' SETTLEMENTS	1,416	2,054	1,793	1,677
WRONGFUL DEATH	361	300	347	314
DELAYED REGISTRATION AND CORRECTION OF BIRTH	X	992	991	X
CHANGE OF NAME	X	4,681	4,609	X
TOTALS	140,503	99,455	98,300	142,231
MARRIAGE APPLICATIONS GRANTED DURING YEAR	86,197			

Note: "X" indicates data not required

COURTS OF COMMON PLEAS - PROBATE DIVISION
OVERALL CASELOADS
2001

COUNTY	NUMBER OF JUDGES	--- POPULATION ---		NEW FILINGS, TRANSFERS, AND REACTIVATIONS			----- TERMINATIONS -----		
		TOTAL	PER JUDGE	TOTAL	PER JUDGE	PER 1,000 POPULATION	TOTAL	PER JUDGE	PER 1,000 POPULATION
The judges of the following counties also have General, Domestic Relations, and Juvenile Division jurisdiction.									
ADAMS	1	27,330	27,330	220	220	8	197	197	7
HARRISON	1	15,856	15,856	165	165	10	232	232	15
HENRY	1	29,210	29,210	241	241	8	240	240	8
MORGAN	1	14,897	14,897	169	169	11	164	164	11
MORROW	1	31,628	31,628	233	233	7	211	211	7
NOBLE	1	14,058	14,058	78	78	6	67	67	5
WYANDOT	1	22,908	22,908	238	238	10	232	232	10
The judges of the following counties have Probate Division jurisdiction exclusively.									
BUTLER	1	332,807	332,807	2,199	2,199	7	2,418	2,418	7
CLARK	1	144,742	144,742	1,590	1,590	11	1,422	1,422	10
CUYAHOGA	2	1,393,978	696,989	14,780	7,390	11	13,182	6,591	9
ERIE	1	79,551	79,551	772	772	10	960	960	12
FRANKLIN	1	1,068,978	1,068,978	8,608	8,608	8	8,471	8,471	8
GREENE	1	147,886	147,886	955	955	6	952	952	6
HAMILTON	1	845,303	845,303	6,954	6,954	8	6,723	6,723	8
LAKE	1	227,511	227,511	1,754	1,754	8	1,606	1,606	7
LORAIN	1	284,664	284,664	2,002	2,002	7	1,949	1,949	7
LUCAS	1	455,054	455,054	4,297	4,297	9	3,840	3,840	8
MAHONING	1	257,555	257,555	2,485	2,485	10	2,589	2,589	10
MONTGOMERY	1	559,062	559,062	5,216	5,216	9	5,146	5,146	9
RICHLAND	1	128,852	128,852	1,087	1,087	8	1,113	1,113	9
STARK	1	378,098	378,098	3,530	3,530	9	3,605	3,605	10
SUMMIT	1	542,899	542,899	4,874	4,874	9	5,138	5,138	9
TRUMBULL	1	225,116	225,116	2,345	2,345	10	2,169	2,169	10
The judges of the following counties also have Juvenile Division jurisdiction.									
ALLEN	1	108,473	108,473	1,134	1,134	10	1,264	1,264	12
ASHLAND	1	52,523	52,523	434	434	8	437	437	8
ASHTABULA	1	102,728	102,728	1,024	1,024	10	904	904	9
ATHENS	1	62,223	62,223	581	581	9	709	709	11
AUGLAIZE *	1	46,611	46,611	434	434	9	463	463	10
BELMONT	1	70,226	70,226	740	740	11	716	716	10
BROWN	1	42,285	42,285	477	477	11	451	451	11
CARROLL	1	28,836	28,836	259	259	9	194	194	7
CHAMPAIGN	1	38,890	38,890	349	349	9	321	321	8
CLERMONT	1	177,977	177,977	1,137	1,137	6	1,105	1,105	6
CLINTON	1	40,543	40,543	383	383	9	338	338	8
COLUMBIANA	1	112,075	112,075	931	931	8	788	788	7
COSHOCTON	1	36,655	36,655	365	365	10	358	358	10
CRAWFORD	1	46,966	46,966	426	426	9	503	503	11
DARKE	1	53,309	53,309	554	554	10	640	640	12
DEFIANCE	1	39,500	39,500	401	401	10	389	389	10
DELAWARE	1	109,989	109,989	635	635	6	647	647	6
FAIRFIELD	1	122,759	122,759	940	940	8	921	921	8
FAYETTE	1	28,433	28,433	275	275	10	311	311	11
FULTON	1	42,084	42,084	396	396	9	403	403	10
GALLIA	1	31,069	31,069	345	345	11	341	341	11
GEAUGA	1	90,895	90,895	621	621	7	666	666	7
GUERNSEY	1	40,792	40,792	459	459	11	446	446	11

COURTS OF COMMON PLEAS - PROBATE DIVISION
OVERALL CASELOADS (continued)
2001

COUNTY	NUMBER OF JUDGES	----- POPULATION -----		NEW FILINGS, TRANSFERS, ----- AND REACTIVATIONS -----			----- TERMINATIONS -----		
		TOTAL	PER JUDGE	TOTAL	PER JUDGE	POPULATION	TOTAL	PER JUDGE	PER 1,000 POPULATION
HANCOCK	1	71,295	71,295	640	640	9	684	684	10
HARDIN	1	31,945	31,945	254	254	8	294	294	9
HIGHLAND	1	40,875	40,875	630	630	15	491	491	12
HOCKING	1	28,241	28,241	275	275	10	274	274	10
HOLMES	1	38,943	38,943	187	187	5	212	212	5
HURON	1	59,487	59,487	482	482	8	562	562	9
JACKSON	1	32,641	32,641	265	265	8	270	270	8
JEFFERSON	1	73,894	73,894	773	773	10	843	843	11
KNOX	1	54,500	54,500	487	487	9	586	586	11
LAWRENCE	1	62,319	62,319	505	505	8	749	749	12
LICKING	1	145,491	145,491	1,114	1,114	8	1,181	1,181	8
LOGAN	1	46,005	46,005	418	418	9	438	438	10
MADISON	1	40,213	40,213	264	264	7	347	347	9
MARION	2	66,217	33,109	578	289	9	596	298	9
MEDINA	1	151,095	151,095	999	999	7	968	968	6
MEIGS	1	23,072	23,072	166	166	7	168	168	7
MERCER	1	40,924	40,924	351	351	9	336	336	8
MIAMI	1	98,868	98,868	910	910	9	903	903	9
MONROE	1	15,180	15,180	140	140	9	167	167	11
MUSKINGUM	1	84,585	84,585	744	744	9	716	716	8
OTTAWA	1	40,985	40,985	422	422	10	402	402	10
PAULDING	1	20,293	20,293	207	207	10	210	210	10
PERRY	1	34,078	34,078	275	275	8	461	461	14
PICKAWAY	1	52,727	52,727	446	446	8	459	459	9
PIKE	1	27,695	27,695	212	212	8	220	220	8
PORTAGE	1	152,061	152,061	947	947	6	905	905	6
PREBLE	1	42,337	42,337	388	388	9	416	416	10
PUTNAM	1	34,726	34,726	313	313	9	258	258	7
ROSS	1	73,345	73,345	621	621	8	675	675	9
SANDUSKY	1	61,792	61,792	494	494	8	561	561	9
SCIOTO	1	79,195	79,195	779	779	10	659	659	8
SENECA	1	58,683	58,683	600	600	10	638	638	11
SHELBY	1	47,910	47,910	426	426	9	503	503	10
TUSCARAWAS	1	90,914	90,914	714	714	8	724	724	8
UNION	1	40,909	40,909	287	287	7	301	301	7
VAN WERT	1	29,659	29,659	316	316	11	372	372	13
VINTON	1	12,806	12,806	121	121	9	108	108	8
WARREN	1	158,383	158,383	990	990	6	990	990	6
WASHINGTON	1	63,251	63,251	576	576	9	571	571	9
WAYNE	1	111,564	111,564	839	839	8	900	900	8
WILLIAMS	1	39,188	39,188	393	393	10	388	388	10
WOOD	1	121,065	121,065	815	815	7	853	853	7
STATEWIDE	90	11,353,140	126,146	99,455	1,105	9	98,300	1,092	9

88

All population figures based on estimated 2001 U.S.Census

* The judges of Auglaize and Marion Counties also have Domestic Relations Division jurisdiction.

COURTS OF COMMON PLEAS - PROBATE DIVISION
DECEDENTS' ESTATES AND WRONGFUL DEATH
2001

COUNTY	----- DECEDENTS' ESTATES -----				----- WRONGFUL DEATH -----			
	CASES PENDING JANUARY 1	CASES FILED	CASES CLOSED	CASES PENDING DECEMBER 31	CASES PENDING JANUARY 1	CASES FILED	CASES CLOSED	CASES PENDING DECEMBER 31
ADAMS	132	127	116	143	0	0	0	0
ALLEN	669	726	731	664	0	0	0	0
ASHLAND	326	336	344	318	0	0	0	0
ASHTABULA	411	721	575	557	65	0	65	0
ATHENS	267	240	330	177	0	0	0	0
AUGLAIZE	264	279	299	244	0	0	0	0
BELMONT	584	578	565	597	0	0	0	0
BROWN	254	279	289	244	0	0	0	0
BUTLER	1,308	1,548	1,713	1,143	0	0	0	0
CARROLL	167	177	149	195	0	0	0	0
CHAMPAIGN	147	249	230	166	0	0	0	0
CLARK	883	996	881	998	7	9	14	2
CLERMONT	470	771	787	454	0	0	0	0
CLINTON	209	234	211	232	0	0	0	0
COLUMBIANA	705	703	612	796	0	0	0	0
COSHOCTON	221	226	241	206	0	0	0	0
CRAWFORD	345	330	373	302	0	0	0	0
CUYAHOGA	12,788	9,235	7,702	14,321	0	0	0	0
DARKE	389	432	424	397	0	0	0	0
DEFIANCE	188	277	283	182	0	0	0	0
DELAWARE	335	447	457	325	0	0	0	0
ERIE	761	556	689	628	0	0	0	0
FAIRFIELD	477	638	633	482	8	22	17	13
FAYETTE	267	193	210	250	0	0	0	0
FRANKLIN	4,050	4,859	4,988	3,921	0	0	0	0
FULTON	264	290	291	263	0	0	0	0
GALLIA	240	183	199	224	0	0	0	0
GEAUGA	374	438	461	351	1	0	1	0
GREENE	774	599	648	725	0	15	15	0
GUERNSEY	230	238	262	206	0	5	2	3
HAMILTON	3,642	4,698	4,586	3,754	0	0	0	0
HANCOCK	486	471	539	418	0	9	8	1
HARDIN	211	180	211	180	0	0	0	0
HARRISON	108	123	166	65	0	2	2	0
HENRY	288	195	205	278	0	0	0	0
HIGHLAND	440	471	328	583	0	0	0	0
HOCKING	105	193	185	113	5	2	2	5
HOLMES	99	128	147	80	1	0	0	1
HURON	395	366	435	326	27	9	7	29
JACKSON	356	182	233	305	0	2	1	1
JEFFERSON	761	605	666	700	0	0	0	0
KNOX	266	388	406	248	0	0	0	0
LAKE	960	1,235	1,133	1,062	6	1	1	6
LAWRENCE	459	281	273	467	61	9	14	56
LICKING	501	739	784	456	34	30	19	45
LOGAN	345	336	342	339	0	0	0	0
LORAIN	1,166	1,485	1,460	1,191	0	0	0	0
LUCAS	2,234	2,761	2,514	2,481	0	0	0	0

COURTS OF COMMON PLEAS - PROBATE DIVISION

DECEDENTS' ESTATES AND WRONGFUL DEATH (continued)

2001

COUNTY	----- DECEDENTS' ESTATES -----				----- WRONGFUL DEATH -----			
	CASES PENDING JANUARY 1	CASES FILED	CASES CLOSED	CASES PENDING DECEMBER 31	CASES PENDING JANUARY 1	CASES FILED	CASES CLOSED	CASES PENDING DECEMBER 31
MADISON	346	188	254	280	2	4	4	2
MAHONING	2,502	1,714	1,742	2,474	0	0	0	0
MARION	333	435	432	336	2	1	3	0
MEDINA	570	620	612	578	0	0	0	0
MEIGS	483	99	110	472	0	2	2	0
MERCER	252	278	279	251	0	0	0	0
MIAMI	502	647	628	521	26	8	14	20
MONROE	125	104	130	99	0	0	0	0
MONTGOMERY	2,921	3,508	3,454	2,975	0	0	0	0
MORGAN	175	126	121	180	0	0	0	0
MORROW	347	135	170	312	2	2	1	3
MUSKINGUM	469	496	468	497	0	0	0	0
NOBLE	70	57	51	76	0	0	0	0
OTTAWA	288	324	318	294	0	0	0	0
PAULDING	97	160	147	110	0	1	1	0
PERRY	323	183	364	142	11	4	7	8
PICKAWAY	201	327	286	242	4	5	5	4
PIKE	178	142	161	159	31	9	2	38
PORTAGE	634	602	606	630	43	24	20	47
PREBLE	198	257	249	206	6	0	1	5
PUTNAM	131	229	191	169	0	0	0	0
RICHLAND	552	698	727	523	0	0	0	0
ROSS	307	433	448	292	0	0	0	0
SANDUSKY	476	385	437	424	0	0	0	0
SCIOTO	539	493	386	646	0	0	0	0
SENECA	350	403	404	349	0	5	4	1
SHELBY	268	343	402	209	0	0	0	0
STARK	1,980	2,272	2,339	1,913	0	0	0	0
SUMMIT	3,177	3,136	3,373	2,940	0	0	0	0
TRUMBULL	1,411	1,577	1,466	1,522	14	93	90	17
TUSCARAWAS	576	549	582	543	0	22	22	0
UNION	164	186	192	158	0	0	0	0
VAN WERT	245	248	286	207	0	0	0	0
VINTON	85	70	69	86	0	4	2	2
WARREN	496	657	688	465	0	0	0	0
WASHINGTON	323	408	413	318	0	0	0	0
WAYNE	522	633	675	480	0	0	0	0
WILLIAMS	231	302	314	219	0	0	0	0
WOOD	648	605	658	595	0	0	0	0
WYANDOT	219	166	158	227	5	1	1	5
STATEWIDE	65,035	65,937	65,096	65,876	361	300	347	314

88

COURTS OF COMMON PLEAS - PROBATE DIVISION
GUARDIANSHIPS
2001

COUNTY	MINORS				INCOMPETENTS				EMERGENCY, LIMITED, AND INTERIM APPOINTMENTS
	CASES PENDING JANUARY 1	CASES FILED	CASES CLOSED	CASES PENDING DECEMBER 31	CASES PENDING JANUARY 1	CASES FILED	CASES CLOSED	CASES PENDING DECEMBER 31	
ADAMS	45	5	5	45	84	25	17	92	17
ALLEN	660	71	178	553	363	115	72	406	46
ASHLAND	121	20	19	122	148	24	15	157	2
ASHTABULA	114	22	23	113	386	84	58	412	0
ATHENS	62	5	14	53	149	22	35	136	12
AUGLAIZE	62	70	76	56	64	12	7	69	6
BELMONT	58	11	11	58	217	37	28	226	3
BROWN	64	17	1	80	130	35	12	153	14
BUTLER	317	58	90	285	656	152	149	659	41
CARROLL	32	15	2	45	100	21	6	115	1
CHAMPAIGN	54	16	10	60	92	20	19	93	1
CLARK	916	197	162	951	513	116	94	535	21
CLERMONT	157	16	22	151	470	82	35	517	0
CLINTON	91	51	44	98	76	14	14	76	1
COLUMBIANA	108	34	21	121	288	81	41	328	2
COSHOCTON	67	16	12	71	101	30	19	112	8
CRAWFORD	79	9	21	67	105	17	27	95	12
CUYAHOGA	6,430	821	1,062	6,189	5,544	1,269	1,006	5,807	0
DARKE	91	26	21	96	174	27	120	81	1
DEFIANCE	103	13	12	104	114	16	5	125	0
DELAWARE	99	24	16	107	115	28	20	123	12
ERIE	119	23	21	121	309	55	71	293	14
FAIRFIELD	101	11	16	96	275	73	69	279	14
FAYETTE	52	11	6	57	110	21	19	112	19
FRANKLIN	2,822	1,040	558	3,304	2,603	539	668	2,474	13
FULTON	70	9	4	75	57	15	10	62	1
GALLIA	39	1	3	37	255	16	7	264	0
GEAUGA	122	23	28	117	179	29	27	181	5
GREENE	313	54	45	322	352	73	47	378	0
GUERNSEY	29	7	6	30	162	36	19	179	10
HAMILTON	1,783	238	192	1,829	1,415	275	231	1,459	5
HANCOCK	52	12	5	59	234	27	19	242	0
HARDIN	37	5	4	38	109	18	23	104	6
HARRISON	15	4	4	15	40	2	27	15	0
HENRY	50	2	1	51	60	11	5	66	2
HIGHLAND	123	32	18	137	98	16	8	106	50
HOCKING	23	2	3	22	78	28	25	81	14
HOLMES	17	3	3	17	103	26	22	107	5
HURON	63	8	7	64	147	28	29	146	6
JACKSON	43	7	3	47	99	20	7	112	0
JEFFERSON	57	6	10	53	268	44	42	270	4
KNOX	64	7	38	33	217	18	65	170	0
LAKE	357	65	61	361	674	130	93	711	0
LAWRENCE	545	60	306	299	280	37	22	295	7
LICKING	125	21	27	119	328	62	85	305	13
LOGAN	64	5	7	62	62	10	12	60	0
LORAIN	755	103	110	748	526	88	78	536	4
LUCAS	385	100	159	326	1,350	261	146	1,465	3

COURTS OF COMMON PLEAS - PROBATE DIVISION

GUARDIANSHIPS (continued)

2001

COUNTY	----- MINORS -----				----- INCOMPETENTS -----				EMERGENCY, LIMITED, AND INTERIM APPOINTMENTS
	CASES PENDING JANUARY 1	CASES FILED	CASES CLOSED	CASES PENDING DECEMBER 31	CASES PENDING JANUARY 1	CASES FILED	CASES CLOSED	CASES PENDING DECEMBER 31	
MADISON	111	13	32	92	79	8	12	75	0
MAHONING	412	42	82	372	1,331	128	210	1,249	4
MARION	77	4	13	68	162	43	32	173	24
MEDINA	346	116	109	353	329	65	59	335	4
MEIGS	142	10	7	145	92	9	6	95	4
MERCER	57	15	12	60	58	9	3	64	0
MIAMI	215	50	46	219	183	47	36	194	7
MONROE	35	5	9	31	29	5	8	26	0
MONTGOMERY	618	122	156	584	1,172	408	412	1,168	1
MORGAN	62	6	1	67	79	9	5	83	3
MORROW	36	1	1	36	110	50	12	148	1
MUSKINGUM	77	16	13	80	302	70	50	322	23
NOBLE	17	2	1	18	19	5	2	22	0
OTTAWA	63	10	12	61	147	25	19	153	9
PAULDING	39	11	12	38	42	3	7	38	0
PERRY	52	10	9	53	124	17	12	129	2
PICKAWAY	117	27	42	102	101	16	27	90	0
PIKE	60	10	5	65	93	9	6	96	1
PORTAGE	157	26	23	160	266	53	34	285	0
PREBLE	92	28	35	85	143	22	24	141	13
PUTNAM	94	12	6	100	84	8	10	82	0
RICHLAND	112	17	23	106	388	88	50	426	25
ROSS	166	32	33	165	132	9	12	129	3
SANDUSKY	94	7	16	85	138	26	27	137	4
SCIOTO	81	18	9	90	190	57	34	213	29
SENECA	100	11	15	96	271	38	39	270	35
SHELBY	87	9	18	78	104	11	19	96	4
STARK	199	43	69	173	1,162	184	192	1,154	4
SUMMIT	824	153	209	768	1,639	316	288	1,667	0
TRUMBULL	313	62	50	325	615	146	83	678	8
TUSCARAWAS	100	17	11	106	165	31	7	189	4
UNION	42	5	8	39	70	12	7	75	3
VAN WERT	51	7	5	53	84	18	7	95	15
VINTON	25	6	5	26	42	11	8	45	0
WARREN	209	36	30	215	398	64	48	414	0
WASHINGTON	38	11	8	41	130	27	17	140	4
WAYNE	146	37	30	153	304	35	48	291	4
WILLIAMS	61	9	10	60	81	12	6	87	0
WOOD	108	7	20	95	184	39	31	192	11
WYANDOT	27	14	3	38	65	9	11	63	2
STATEWIDE	23,617	4,413	4,665	23,365	31,386	6,327	5,595	32,118	646

COURTS OF COMMON PLEAS - PROBATE DIVISION
CONSERVATORSHIPS, TESTAMENTARY TRUSTS, AND CIVIL ACTIONS
2001

COUNTY	-----CONSERVATORSHIPS-----				-----TESTAMENTARY TRUSTS-----				-----CIVIL ACTIONS-----			
	CASES PENDING JANUARY 1	CASES FILED	CASES CLOSED	CASES PENDING DECEMBER 31	CASES PENDING JANUARY 1	CASES FILED	CASES CLOSED	CASES PENDING DECEMBER 31	CASES PENDING JANUARY 1	CASES FILED	CASES CLOSED	CASES PENDING DECEMBER 31
ADAMS	0	0	0	0	5	1	0	6	18	12	1	29
ALLEN	3	2	2	3	115	5	5	115	25	21	21	25
ASHLAND	1	0	0	1	100	8	11	97	8	6	8	6
ASHTABULA	3	2	3	2	51	5	3	53	2	9	5	6
ATHENS	1	0	0	1	16	2	2	16	19	13	23	9
AUGLAIZE	0	0	0	0	65	8	12	61	0	2	0	2
BELMONT	5	2	1	6	71	7	7	71	4	3	3	4
BROWN	0	1	0	1	56	62	61	57	13	9	7	15
BUTLER	5	0	3	2	198	20	20	198	40	56	63	33
CARROLL	1	0	0	1	19	2	2	19	2	2	2	2
CHAMPAIGN	3	0	1	2	23	4	2	25	1	13	7	7
CLARK	7	0	2	5	166	6	12	160	30	39	43	26
CLERMONT	0	0	0	0	56	3	8	51	18	13	19	12
CLINTON	2	2	4	0	77	3	3	77	14	6	12	8
COLUMBIANA	0	2	0	2	113	11	9	115	1	0	1	0
COSHOCTON	2	1	1	2	38	31	3	66	4	6	7	3
CRAWFORD	3	2	0	5	84	10	3	91	10	7	5	12
CUYAHOGA	59	17	12	64	1,572	62	96	1,538	440	520	544	416
DARKE	4	0	2	2	83	13	10	86	8	7	9	6
DEFIANCE	5	0	1	4	28	0	0	28	6	7	9	4
DELAWARE	0	0	0	0	91	7	6	92	4	5	3	6
ERIE	6	0	1	5	102	15	7	110	44	20	36	28
FAIRFIELD	0	0	0	0	73	4	5	72	29	40	37	32
FAYETTE	1	0	0	1	46	3	1	48	6	7	6	7
FRANKLIN	17	14	7	24	660	38	45	653	338	259	272	325
FULTON	0	0	0	0	54	4	10	48	8	9	15	2
GALLIA	0	0	0	0	21	3	0	24	8	6	7	7
GEAUGA	0	0	0	0	67	9	6	70	17	11	23	5
GREENE	9	2	5	6	143	15	11	147	46	36	36	46
GUERNSEY	1	0	0	1	26	0	0	26	16	17	19	14
HAMILTON	5	1	1	5	1,490	63	102	1,451	114	142	157	99
HANCOCK	4	3	2	5	57	4	4	57	12	13	9	16
HARDIN	0	1	0	1	58	5	0	63	9	6	10	5
HARRISON	2	0	1	1	3	1	1	3	1	3	2	2
HENRY	1	0	0	1	49	3	2	50	6	7	2	11
HIGHLAND	3	1	0	4	60	3	3	60	20	17	8	29
HOCKING	1	0	1	0	23	0	1	22	9	6	10	5
HOLMES	0	0	0	0	20	1	5	16	3	6	5	4
HURON	1	1	0	2	39	4	2	41	15	12	5	22
JACKSON	1	0	0	1	11	0	0	11	43	6	0	49
JEFFERSON	0	0	0	0	93	3	4	92	12	6	9	9
KNOX	0	0	0	0	53	4	14	43	5	11	11	5
LAKE	7	6	2	11	149	12	11	150	94	76	93	77
LAWRENCE	3	0	0	3	39	3	1	41	20	13	19	14
LICKING	1	1	0	2	215	22	15	222	13	26	27	12
LOGAN	0	1	0	1	80	5	7	78	5	5	5	5
LORAIN	4	1	0	5	203	13	8	208	34	32	30	36
LUCAS	18	2	19	1	306	13	54	265	105	260	125	240

COURTS OF COMMON PLEAS - PROBATE DIVISION
CONSERVATORSHIPS, TESTAMENTARY TRUSTS, AND CIVIL ACTIONS (continued)

2001

COUNTY	CONSERVATORSHIPS				TESTAMENTARY TRUSTS				CIVIL ACTIONS			
	CASES PENDING JANUARY 1	CASES FILED	CASES CLOSED	CASES PENDING DECEMBER 31	CASES PENDING JANUARY 1	CASES FILED	CASES CLOSED	CASES PENDING DECEMBER 31	CASES PENDING JANUARY 1	CASES FILED	CASES CLOSED	CASES PENDING DECEMBER 31
MADISON	1	2	0	3	62	5	2	65	13	4	9	8
MAHONING	13	7	2	18	523	27	53	497	152	63	55	160
MARION	0	1	0	1	113	6	4	115	18	16	19	15
MEDINA	10	1	3	8	72	13	5	80	13	20	15	18
MEIGS	2	1	0	3	28	1	3	26	0	0	0	0
MERCER	0	0	0	0	30	1	2	29	0	2	0	2
MIAMI	0	0	0	0	229	8	19	218	17	18	20	15
MONROE	0	0	0	0	5	1	0	6	1	3	1	3
MONTGOMERY	6	2	3	5	548	130	49	629	103	202	158	147
MORGAN	0	0	0	0	26	0	0	26	13	6	9	10
MORROW	0	1	0	1	18	0	1	17	11	0	0	11
MUSKINGUM	3	0	1	2	154	6	11	149	11	13	6	18
NOBLE	0	0	0	0	8	0	0	8	2	2	2	2
OTTAWA	2	0	1	1	31	16	1	46	0	12	5	7
PAULDING	1	0	0	1	40	3	4	39	0	5	4	1
PERRY	0	0	0	0	9	2	1	10	9	6	8	7
PICKAWAY	2	0	1	1	53	12	8	57	47	10	41	16
PIKE	1	0	0	1	18	1	3	16	3	6	6	3
PORTAGE	5	2	1	6	115	16	5	126	13	27	28	12
PREBLE	2	0	1	1	57	2	6	53	8	14	16	6
PUTNAM	1	1	0	2	47	6	3	50	3	8	4	7
RICHLAND	0	0	0	0	210	8	15	203	40	27	49	18
ROSS	0	0	0	0	75	5	8	72	11	14	15	10
SANDUSKY	2	3	3	2	58	7	5	60	14	9	10	13
SCIOTO	0	0	0	0	65	1	4	62	16	1	0	17
SENECA	1	0	0	1	76	6	5	77	30	54	59	25
SHELBY	0	1	0	1	76	8	10	74	5	10	11	4
STARK	7	0	2	5	329	30	24	335	88	144	132	100
SUMMIT	32	11	16	27	438	43	33	448	114	154	178	90
TRUMBULL	12	4	4	12	296	24	19	301	40	63	54	49
TUSCARAWAS	0	0	0	0	49	2	2	49	10	2	6	6
UNION	1	0	0	1	45	8	8	45	4	6	5	5
VAN WERT	0	1	0	1	56	2	9	49	7	3	3	7
VINTON	1	1	0	2	0	1	0	1	4	3	4	3
WARREN	0	1	0	1	116	12	9	119	21	17	29	9
WASHINGTON	1	0	0	1	68	3	4	67	11	11	11	11
WAYNE	6	1	0	7	133	13	13	133	5	11	14	2
WILLIAMS	0	0	0	0	73	5	3	75	1	6	3	4
WOOD	5	0	2	3	68	3	3	68	13	18	18	13
WYANDOT	1	0	1	0	25	2	3	24	12	8	17	3
STATEWIDE	307	106	112	301	11,609	959	951	11,617	2,582	2,806	2,794	2,594

COURTS OF COMMON PLEAS - PROBATE DIVISION

MISCELLANEOUS ACTIVITIES

2001

COUNTY	-- ADOPTIONS --		MENTAL ILLNESS - AND RETARDATION -		MINORS' - SETTLEMENTS -		BIRTH RECORD -- CORRECTION --		NAME ---- CHANGES ----		MARRIAGE APPLICATIONS GRANTED
	CASES FILED	CASES TERMINATED	CASES FILED	CASES TERMINATED	CASES FILED	CASES TERMINATED	CASES FILED	CASES TERMINATED	CASES FILED	CASES TERMINATED	
ADAMS	20	14	14	5	5	10	6	4	5	8	231
ALLEN	58	77	68	66	15	18	19	16	34	32	779
ASHLAND	14	14	1	1	12	12	0	0	13	11	384
ASHTABULA	82	73	17	11	24	25	4	4	54	59	788
ATHENS	36	36	210	206	11	7	14	16	28	28	384
AUGLAIZE	31	30	4	4	7	10	5	5	16	14	307
BELMONT	29	33	37	25	12	15	4	4	20	21	496
BROWN	24	27	12	12	12	5	12	9	14	14	318
BUTLER	171	131	48	82	15	15	15	14	116	97	2,532
CARROLL	14	14	2	1	12	7	3	3	11	7	242
CHAMPAIGN	17	21	10	10	4	4	3	3	13	13	294
CLARK	104	86	35	28	37	29	18	18	33	32	904
CLERMONT	96	95	53	51	39	25	13	13	51	50	1,249
CLINTON	25	16	9	6	12	10	5	5	22	12	315
COLUMBIANA	39	44	12	11	26	23	4	7	19	17	808
COSHOCTON	27	21	10	32	5	3	6	6	7	5	299
CRAWFORD	23	27	5	5	11	15	2	2	10	13	398
CUYAHOGA	723	706	1,083	1,003	172	176	110	111	768	764	9,476
DARKE	22	26	1	1	11	11	1	1	14	14	417
DEFIANCE	42	35	20	20	9	8	2	2	15	14	356
DELAWARE	44	54	1	1	24	22	3	2	52	54	735
ERIE	32	40	13	13	1	12	5	5	52	51	584
FAIRFIELD	77	59	19	16	11	12	6	6	39	37	853
FAYETTE	16	26	9	5	4	9	4	6	7	4	237
FRANKLIN	538	535	459	484	197	204	79	80	586	617	8,902
FULTON	18	20	19	19	18	19	6	6	8	8	334
GALLIA	13	12	93	85	7	6	10	10	13	12	204
GEAUGA	29	34	17	18	20	20	7	7	38	36	522
GREENE	35	37	35	23	14	11	11	11	66	63	2,334
GUERNSEY	23	27	101	76	9	2	7	7	16	16	333
HAMILTON	293	259	645	610	149	131	113	118	337	331	5,493
HANCOCK	46	57	8	8	7	7	14	8	26	18	652
HARDIN	8	11	4	4	11	11	9	6	7	8	248
HARRISON	11	11	8	8	5	5	1	1	5	4	124
HENRY	11	11	1	1	2	3	0	0	9	8	218
HIGHLAND	37	29	13	13	7	6	11	11	22	17	347
HOCKING	12	10	10	7	6	3	3	3	13	10	208
HOLMES	7	9	2	2	3	2	3	6	8	6	293
HURON	24	30	0	0	7	13	4	9	19	19	430
JACKSON	22	8	19	3	3	2	0	5	4	8	8
JEFFERSON	24	28	30	21	19	23	22	22	14	14	504
KNOX	25	20	1	1	9	10	7	7	17	14	385
LAKE	71	74	19	22	38	14	0	0	101	102	1,553
LAWRENCE	37	43	19	19	16	15	9	6	21	24	267
LICKING	78	72	14	14	20	18	10	10	91	97	1,048
LOGAN	26	33	1	0	8	8	1	5	20	19	401
LORAIN	122	101	12	12	45	35	7	6	94	105	1,906
LUCAS	310	311	245	317	192	76	18	11	135	105	7,169

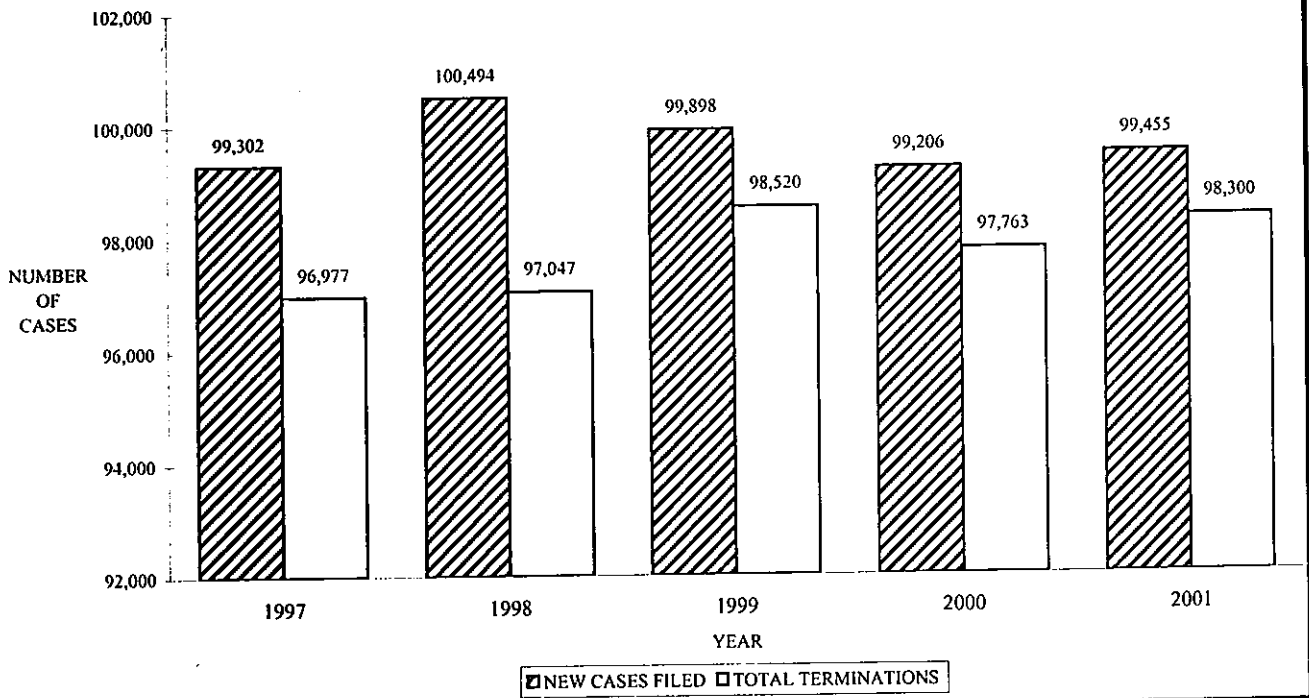
COURTS OF COMMON PLEAS - PROBATE DIVISION

MISCELLANEOUS ACTIVITIES (continued)

2001

COUNTY	-- ADOPTIONS --		MENTAL ILLNESS - AND RETARDATION -		MINORS' - SETTLEMENTS -		BIRTH RECORD -- CORRECTION --		NAME ---- CHANGES ----		MARRIAGE
	CASES FILED	CASES TERMINATED	CASES FILED	CASES TERMINATED	CASES FILED	CASES TERMINATED	CASES FILED	CASES TERMINATED	CASES FILED	CASES TERMINATED	APPLICATIONS GRANTED
MADISON	15	15	1	0	9	4	5	6	10	9	272
MAHONING	120	103	173	166	101	69	10	9	100	94	1,532
MARION	28	27	6	7	4	3	7	7	27	25	558
MEDINA	65	71	6	6	18	21	19	13	56	50	955
MEIGS	10	11	14	8	8	5	4	4	8	8	217
MERCER	16	12	0	0	10	9	6	6	14	13	280
MIAMI	57	60	16	19	12	6	12	12	35	36	751
MONROE	9	5	5	6	2	2	2	2	4	4	111
MONTGOMERY	244	266	302	321	45	44	23	23	230	259	3,886
MORGAN	6	9	1	1	2	2	7	7	6	6	112
MORROW	22	18	1	5	11	1	1	0	9	1	243
MUSKINGUM	33	40	42	42	19	13	20	20	29	29	713
NOBLE	7	6	0	0	1	2	3	3	1	0	86
OTTAWA	17	18	0	0	10	9	4	4	4	6	280
PAULDING	14	19	0	0	2	7	0	0	8	9	141
PERRY	13	16	0	0	16	16	6	6	18	20	242
PICKAWAY	18	25	0	0	7	7	6	6	18	11	362
PIKE	15	16	1	1	5	3	8	10	6	6	222
PORTAGE	90	76	6	6	22	17	13	12	66	77	958
PREBLE	27	32	11	11	11	12	6	6	10	10	271
PUTNAM	19	15	4	5	8	7	10	10	8	7	258
RICHLAND	111	98	47	48	22	20	17	26	52	32	945
ROSS	39	52	64	65	5	8	2	1	18	30	595
SANDUSKY	25	32	5	5	8	7	1	1	18	14	449
SCIOTO	52	54	74	73	23	12	39	35	21	23	512
SENECA	26	27	20	16	13	11	5	4	19	19	456
SHELBY	22	17	3	3	6	6	0	0	13	13	403
STARK	223	200	364	378	82	82	33	33	155	150	2,743
SUMMIT	265	259	339	342	97	97	47	48	313	295	3,892
TRUMBULL	101	113	120	120	51	54	8	8	96	100	1,428
TUSCARAWAS	50	49	3	3	15	15	7	7	16	16	707
UNION	32	44	4	2	4	5	5	5	25	22	313
VAN WERT	17	20	2	2	3	5	3	4	12	16	239
VINTON	9	6	0	0	3	2	5	4	8	8	111
WARREN	98	93	30	18	23	26	9	9	43	40	1,070
WASHINGTON	30	28	39	38	11	14	11	11	25	23	530
WAYNE	54	57	13	12	13	10	6	6	23	31	826
WILLIAMS	23	18	14	18	10	5	4	4	8	7	304
WOOD	51	31	8	8	35	25	2	2	47	44	796
WYANDOT	15	19	0	0	4	3	0	0	19	14	159
STATEWIDE	5,674	5,564	5,206	5,137	2,054	1,793	992	991	4,681	4,609	86,197

**COURTS OF COMMON PLEAS - PROBATE DIVISION
STATEWIDE NEW CASES FILED AND TOTAL TERMINATIONS COMPARISON
1997-2001**



COURTS OF COMMON PLEAS - JUVENILE DIVISION
COMPOSITE REPORT FORM FOR THE ENTIRE STATE
2001

	<u>DELIN- QUENCY</u>	<u>TRAFFIC</u>	<u>DEPENDENCY, NEGLECT, OR ABUSE</u>	<u>UN- RULY</u>	<u>ADULT CASES</u>	<u>PERMANENT CUSTODY MOTION</u>	<u>CHANGE CUSTODY/ VISITATION</u>	<u>ENFORCE/ MODIFY SUPPORT</u>	<u>PAR- ENTAGE</u>	<u>U.I. F.S.A</u>	<u>ALL OTHER CASES</u>	<u>TOTAL</u>
CASES PENDING BEGINNING OF YEAR	19,797	10,280	10,638	3,565	1,643	577	5,941	10,076	6,507	279	811	70,114
NEW CASES FILED	95,807	94,435	18,212	20,950	7,093	844	8,199	16,142	16,144	975	2,324	281,125
TRANSFERRED IN OR REACTIVATED CASES	23,111	11,881	17,700	4,593	788	1,518	10,429	29,692	11,161	164	1,895	112,932
TOTAL CASES	138,715	116,596	46,550	29,108	9,524	2,939	24,569	55,910	33,812	1,418	5,030	464,171
CASES TERMINATED BY:												
TRIAL BY JUDGE	3,063	818	3,373	321	694	392	812	1,540	777	9	264	12,063
TRIAL BY MAGISTRATE	10,150	4,051	9,986	666	414	314	3,759	6,211	3,645	115	353	39,664
DISMISSAL BY PARTY, JUDGE, OR PROSECUTOR	13,467	8,209	4,106	4,545	3,104	171	2,352	8,579	5,018	138	621	50,310
ADMISSION TO JUDGE	17,693	15,613	2,926	3,845	1,193	239	2,298	3,614	1,773	106	534	49,834
ADMISSION TO MAGISTRATE	49,842	57,987	8,898	10,260	974	254	5,432	12,255	4,812	342	882	151,938
CERTIFICATION OR WAIVER GRANTED	318	X	X	X	X	X	X	X	X	X	X	318
UNAVAILABILITY OF PARTY FOR TRIAL	12,236	3,486	128	2,805	908	2	111	4,125	2,512	56	193	26,562
TRANSFERRED OUT	5,812	10,740	563	698	27	7	131	123	130	125	39	18,395
REFERRED TO PRIVATE JUDGE	X	X	X	X	X	X	0	0	0	0	0	0
INTERLOCUTORY APPEAL OR ORDER	6	0	11	0	0	0	3	2	1	0	1	24
ALL OTHER TERMINATIONS	4,216	5,448	6,987	1,238	345	540	3,079	6,020	2,636	140	990	31,639
TOTAL TERMINATIONS	116,803	106,352	36,978	24,378	7,659	1,919	17,977	42,469	21,304	1,031	3,877	380,747
CASES PENDING END OF YEAR	21,912	10,244	9,572	4,730	1,865	1,020	6,592	13,441	12,508	387	1,153	83,424
TIME GUIDELINE (MONTHS)	6	3	3	3	6	9	9	12	12	3	6	X
CASES PENDING END OF YEAR BEYOND TIME GUIDELINE	3,006	1,686	4,327	1,292	350	175	1,040	551	797	140	155	13,519
NUMBER OF INFORMAL CASES (ALL CASE TYPES)												

COURTS OF COMMON PLEAS - JUVENILE DIVISION
OVERALL CASELOADS
2001

COUNTY	NUMBER OF JUDGES	----- POPULATION -----		NEW FILINGS, TRANSFERS, ----- AND REACTIVATIONS -----			----- TERMINATIONS -----		
		TOTAL	PER JUDGE	TOTAL	PER JUDGE	PER 1,000 POPULATION	TOTAL	PER JUDGE	PER 1,000 POPULATION
The judges of the following counties also have General, Domestic Relations, and Probate Division jurisdiction.									
ADAMS	1	27,330	24,328	773	773	28	728	728	27
HARRISON	1	15,856	15,856	581	581	37	581	581	37
HENRY	1	29,210	29,210	841	841	29	757	757	26
MORGAN	1	14,897	14,897	610	610	41	603	603	40
MORROW	1	31,628	31,628	977	977	31	659	659	21
NOBLE	1	14,058	14,058	260	260	18	253	253	18
WYANDOT	1	22,908	22,908	949	949	41	932	932	41
The judges of the following counties also have Domestic Relations Division jurisdiction.									
AUGLAIZE*	1	46,611	46,611	1,080	1,080	23	1,026	1,026	22
CLARK	1	144,742	144,742	6,741	6,741	47	6,789	6,789	47
ERIE	1	79,551	79,551	5,691	5,691	72	5,851	5,851	74
FRANKLIN	5	1,068,978	213,796	24,595	4,919	23	23,540	4,708	22
LORAIN	3	284,664	94,888	9,454	3,151	33	9,224	3,075	32
MARION	1	66,217	66,217	4,184	4,184	63	4,061	4,061	61
RICHLAND	1	128,852	128,852	5,443	5,443	42	5,432	5,432	42
STARK	3	378,098	126,033	9,403	3,134	25	9,501	3,167	25
TRUMBULL	2	225,116	112,558	8,690	4,345	39	8,666	4,333	38
The judges of the following counties have Juvenile Division jurisdiction exclusively.									
BUTLER	1	332,807	332,807	9,202	9,202	28	8,602	8,602	26
CUYAHOGA	6	1,393,978	232,330	73,049	12,175	52	65,624	10,937	47
GREENE	1	147,886	147,886	4,273	4,273	29	4,400	4,400	30
HAMILTON	2	845,303	422,652	44,132	22,066	52	43,241	21,621	51
LAKE	1	227,511	227,511	5,146	5,146	23	5,174	5,174	23
LUCAS	2	455,054	227,527	16,511	8,256	36	16,308	8,154	36
MAHONING	1	257,555	257,555	6,756	6,756	26	6,650	6,650	26
MONTGOMERY	2	559,062	279,531	17,405	8,703	31	17,356	8,678	31
SUMMIT	1	542,899	542,899	13,132	13,132	24	13,519	13,519	25
The judges of the following counties also have Probate Division jurisdiction.									
ALLEN	1	108,473	108,473	4,833	4,833	45	4,516	4,516	42
ASHLAND	1	52,523	52,523	1,607	1,607	31	1,516	1,516	29
ASHTABULA	1	102,728	102,728	3,190	3,190	31	2,486	2,486	24
ATHENS	1	62,223	62,223	1,674	1,674	27	1,835	1,835	29
BELMONT	1	70,226	70,226	1,907	1,907	27	1,941	1,941	28
BROWN	1	42,285	42,285	1,384	1,384	33	1,357	1,357	32
CARROLL	1	28,836	28,836	694	694	24	659	659	23
CHAMPAIGN	1	38,890	38,890	1,195	1,195	31	1,236	1,236	32
CLERMONT	1	177,977	177,977	5,969	5,969	34	5,892	5,892	33
CLINTON	1	40,543	40,543	1,691	1,691	42	1,674	1,674	41
COLUMBIANA	1	112,075	112,075	2,851	2,851	25	2,699	2,699	24
COSHOCTON	1	36,655	36,655	1,042	1,042	28	1,022	1,022	28
CRAWFORD	1	46,966	46,966	1,572	1,572	33	1,430	1,430	30
DARKE	1	53,309	53,309	1,306	1,306	24	1,286	1,286	24
DEFIANCE	1	39,500	39,500	1,451	1,451	37	1,407	1,407	36
DELAWARE	1	109,989	109,989	2,529	2,529	23	2,224	2,224	20
FAIRFIELD	1	122,759	122,759	2,506	2,506	20	2,563	2,563	21
FAYETTE	1	28,433	28,433	1,031	1,031	36	1,091	1,091	38
FULTON	1	42,084	42,084	1,278	1,278	30	1,280	1,280	30

COURTS OF COMMON PLEAS - JUVENILE DIVISION

OVERALL CASELOADS (continued)

2001

COUNTY	NUMBER OF JUDGES	----- POPULATION -----		NEW FILINGS, TRANSFERS, ----- AND REACTIVATIONS -----			----- TERMINATIONS -----		
		TOTAL	PER JUDGE	TOTAL	PER JUDGE	PER 1,000 POPULATION	TOTAL	PER JUDGE	PER 1,000 POPULATION
GALLIA	1	31,069	31,069	1,526	1,526	49	1,481	1,481	48
GEAUGA	1	90,895	90,895	1,127	1,127	12	1,139	1,139	13
GUERNSEY	1	40,792	40,792	1,982	1,982	49	1,910	1,910	47
HANCOCK	1	71,295	71,295	2,908	2,908	41	2,689	2,689	38
HARDIN	1	31,945	31,945	1,077	1,077	34	967	967	30
HIGHLAND	1	40,875	40,875	1,413	1,413	35	1,380	1,380	34
HOCKING	1	28,241	28,241	1,388	1,388	49	1,367	1,367	48
HOLMES	1	38,943	38,943	548	548	14	545	545	14
HURON	1	59,487	59,487	1,960	1,960	33	1,931	1,931	32
JACKSON	1	32,641	32,641	1,373	1,373	42	1,255	1,255	38
JEFFERSON	1	73,894	73,894	2,631	2,631	36	2,302	2,302	31
KNOX	1	54,500	54,500	2,043	2,043	37	2,288	2,288	42
LAWRENCE	1	62,319	62,319	1,325	1,325	21	1,349	1,349	22
LICKING	1	145,491	145,491	3,930	3,930	27	3,980	3,980	27
LOGAN	1	46,005	46,005	2,115	2,115	46	2,144	2,144	47
MADISON	1	40,213	40,213	897	897	22	900	900	22
MEDINA	1	151,095	151,095	3,578	3,578	24	3,490	3,490	23
MEIGS	1	23,072	23,072	887	887	38	864	864	37
MERCER	1	40,924	40,924	1,704	1,704	42	1,701	1,701	42
MIAMI	1	98,868	98,868	5,322	5,322	54	5,605	5,605	57
MONROE	1	15,180	15,180	215	215	14	209	209	14
MUSKINGUM	1	84,585	84,585	2,836	2,836	34	2,933	2,933	35
OTTAWA	1	40,985	40,985	1,417	1,417	35	1,371	1,371	33
PAULDING	1	20,293	20,293	572	572	28	586	586	29
PERRY	1	34,078	34,078	892	892	26	749	749	22
PICKAWAY	1	52,727	52,727	1,827	1,827	35	1,802	1,802	34
PIKE	1	27,695	27,695	481	481	17	468	468	17
PORTAGE	1	152,061	152,061	3,402	3,402	22	3,327	3,327	22
PREBLE	1	42,337	42,337	2,003	2,003	47	1,990	1,990	47
PUTNAM	1	34,726	34,726	748	748	22	783	783	23
ROSS	1	73,345	73,345	2,301	2,301	31	2,143	2,143	29
SANDUSKY	1	61,792	61,792	1,863	1,863	30	1,836	1,836	30
SCIOTO	1	79,195	79,195	1,786	1,786	23	1,864	1,864	24
SENECA	1	58,683	58,683	2,130	2,130	36	2,070	2,070	35
SHELBY	1	47,910	47,910	2,041	2,041	43	2,063	2,063	43
TUSCARAWAS	1	90,914	90,914	2,378	2,378	26	2,352	2,352	26
UNION	1	40,909	40,909	1,260	1,260	31	1,263	1,263	31
VAN WERT	1	29,659	29,659	1,231	1,231	42	1,184	1,184	40
VINTON	1	12,806	12,806	547	547	43	552	552	43
WARREN	1	158,383	158,383	4,740	4,740	30	4,717	4,717	30
WASHINGTON	1	63,251	63,251	1,311	1,311	21	1,301	1,301	21
WAYNE	1	111,564	111,564	3,339	3,339	30	3,258	3,258	29
WILLIAMS	1	39,188	39,188	1,506	1,506	38	1,395	1,395	36
WOOD	1	121,065	121,065	3,909	3,909	32	3,653	3,653	30
STATEWIDE	105	11,353,140	108,125	394,057	3,753	35	380,747	3,626	34

88

All population figures based on estimated 2001 U.S.Census

* The judge of Auglaize County also has Probate Division jurisdiction.

COURTS OF COMMON PLEAS - JUVENILE DIVISION
DELINQUENCY OVERALL CASELOADS
2001

<u>COUNTY</u>	<u>CASES PENDING JANUARY 1</u>	<u>NEW FILINGS</u>	<u>REACTIVATIONS AND TRANSFERS</u>	<u>TOTAL CASES</u>	<u>TOTAL TERMIN- ATIONS</u>	<u>CLEARANCE RATE</u>	<u>CASES PENDING DECEMBER 31</u>	<u>CASES PENDING BEYOND TIME GUIDELINES</u>
ADAMS	15	68	13	96	71	87.7%	25	0
ALLEN	148	758	339	1,245	1,059	96.5%	186	7
ASHLAND	94	426	47	567	472	99.8%	95	1
ASHTABULA	1,230	891	12	2,133	690	76.4%	1,443	1093
ATHENS	118	395	13	526	407	99.8%	119	5
AUGLAIZE	44	215	40	299	264	103.5%	35	1
BELMONT	220	533	3	756	612	114.2%	144	0
BROWN	78	301	2	381	274	90.4%	107	9
BUTLER	316	3,261	0	3,577	3,197	98.0%	380	42
CARROLL	26	207	4	237	196	92.9%	41	0
CHAMPAIGN	52	488	52	592	540	100.0%	52	0
CLARK	350	1,945	206	2,501	2,205	102.5%	296	22
CLERMONT	332	1,205	268	1,805	1,467	99.6%	338	0
CLINTON	144	627	9	780	646	101.6%	134	10
COLUMBIANA	66	163	380	609	524	96.5%	85	0
COSHOCTON	71	265	16	352	307	109.3%	45	1
CRAWFORD	51	478	12	541	447	91.2%	94	6
CUYAHOGA	3,788	8,712	8,400	20,900	15,706	91.8%	5,194	1187
DARKE	49	445	0	494	456	102.5%	38	0
DEFIANCE	27	481	72	580	548	99.1%	32	1
DELAWARE	820	556	15	1,391	466	81.6%	925	3
ERIE	223	1,633	193	2,049	1,855	101.6%	194	6
FAIRFIELD	124	508	64	696	607	106.1%	89	0
FAYETTE	73	354	2	429	382	107.3%	47	8
FRANKLIN	827	5,337	1,942	8,106	6,978	95.9%	1,128	113
FULTON	28	410	21	459	423	98.1%	36	0
GALLIA	77	290	20	387	341	110.0%	46	2
GEAUGA	24	345	0	369	356	103.2%	13	0
GREENE	222	1,172	0	1,394	1,228	104.8%	166	15
GUERNSEY	74	355	131	560	481	99.0%	79	0
HAMILTON	1,400	13,645	4,670	19,715	18,154	99.1%	1,561	13
HANCOCK	137	848	134	1,119	857	87.3%	262	0
HARDIN	31	188	32	251	201	91.4%	50	0
HARRISON	7	98	21	126	117	98.3%	9	0
HENRY	42	251	71	364	278	86.3%	86	3
HIGHLAND	56	272	54	382	326	100.0%	56	0
HOCKING	152	399	62	613	513	111.3%	100	11
HOLMES	19	132	0	151	123	93.2%	28	2
HURON	86	490	72	648	561	99.8%	87	2
JACKSON	131	503	0	634	479	95.2%	155	43
JEFFERSON	34	402	35	471	380	87.0%	91	0
KNOX	135	272	161	568	487	112.5%	81	8
LAKE	334	1,545	253	2,132	1,856	103.2%	276	3
LAWRENCE	70	402	3	475	399	98.5%	76	1
LICKING	94	932	388	1,414	1,345	101.9%	69	0
LOGAN	66	396	34	496	424	98.6%	72	0
LORAIN	576	2,343	204	3,123	2,465	96.8%	658	2
LUCAS	894	5,616	734	7,244	6,426	101.2%	818	15

COURTS OF COMMON PLEAS - JUVENILE DIVISION
DELINQUENCY OVERALL CASELOADS (continued)
2001

<i>COUNTY</i>	<i>CASES PENDING JANUARY 1</i>	<i>NEW FILINGS</i>	<i>REACTIVATIONS AND TRANSFERS</i>	<i>TOTAL CASES</i>	<i>TOTAL TERMIN- ATIONS</i>	<i>CLEARANCEE RATE</i>	<i>CASES PENDING DECEMBER 31</i>	<i>CASES PENDING BEYOND TIME GUIDELINES</i>
MADISON	10	131	36	177	167	100.0%	10	0
MAHONING	485	1,203	249	1,937	1,368	94.2%	569	128
MARION	121	1,838	5	1,964	1,836	99.6%	128	15
MEDINA	193	1,104	23	1,320	1,113	98.8%	207	4
MEIGS	0	435	0	435	420	96.6%	15	0
MERCER	31	222	185	438	422	103.7%	16	1
MIAMI	345	1,647	65	2,057	1,835	107.2%	222	12
MONROE	2	74	7	83	79	97.5%	4	0
MONTGOMERY	878	4,062	327	5,267	4,358	99.3%	909	121
MORGAN	6	117	1	124	99	83.9%	25	0
MORROW	0	179	35	214	102	47.7%	112	0
MUSKINGUM	227	818	90	1,135	1,005	110.7%	130	6
NOBLE	15	61	14	90	66	88.0%	24	4
OTTAWA	31	449	59	539	486	95.7%	53	5
PAULDING	28	154	36	218	193	101.6%	25	0
PERRY	62	226	64	352	286	98.6%	66	2
PICKAWAY	55	317	29	401	338	97.7%	63	3
PIKE	33	123	21	177	135	93.8%	42	1
PORTAGE	85	853	110	1,048	949	98.5%	99	0
PREBLE	112	773	23	908	831	104.4%	77	2
PUTNAM	35	231	29	295	273	105.0%	22	0
RICHLAND	202	1,723	1,054	2,979	2,799	100.8%	180	0
ROSS	155	719	10	884	702	96.3%	182	27
SANDUSKY	105	649	0	754	567	87.4%	187	4
SCIOTO	260	394	59	713	596	131.6%	117	0
SENECA	191	958	42	1,191	981	98.1%	210	25
SHELBY	87	558	106	751	682	102.7%	69	2
STARK	296	2,556	116	2,968	2,687	100.6%	281	0
SUMMIT	699	3,963	76	4,738	4,229	104.7%	509	2
TRUMBULL	223	1,752	338	2,313	2,084	99.7%	229	0
TUSCARAWAS	121	841	49	1,011	906	101.8%	105	0
UNION	60	328	44	432	376	101.1%	56	2
VAN WERT	15	249	30	294	252	90.3%	42	1
VINTON	10	123	21	154	123	85.4%	31	0
WARREN	130	1,055	407	1,592	1,468	100.4%	124	0
WASHINGTON	47	470	0	517	469	99.8%	48	0
WAYNE	157	639	9	805	673	103.9%	132	2
WILLIAMS	60	651	58	769	666	93.9%	103	2
WOOD	141	1,418	53	1,612	1,365	92.8%	247	0
WYANDOT	31	186	27	244	221	103.8%	23	0
STATEWIDE	19,719	95,807	23,111	138,637	116,803	98.2%	21,834	3,006

COURTS OF COMMON PLEAS - JUVENILE DIVISION
DELINQUENCY TERMINATIONS
2001

COUNTY	***TRIAL BY***		DISMISSAL BY PARTY, JUDGE, OR PROSE- CUTOR		**ADMISSION TO**		CERTIFICATION OR WAIVER GRANTED	UNAVAIL- ABILITY OF PARTY	TRANS- FERRED OUT	INTERLOCU- TORY APPEAL OR ORDER	OTHER TERMIN- ATIONS	TOTAL TERMIN- ATIONS
	JUDGE	MAGISTRATE	JUDGE	MAGISTRATE								
ADAMS	23	6	24	4	4	0	0	6	0	4	71	
ALLEN	110	40	159	86	469	0	55	40	0	100	1,059	
ASHLAND	22	7	35	282	80	1	2	40	0	3	472	
ASHTABULA	35	13	99	15	499	0	0	8	0	21	690	
ATHENS	8	11	79	21	199	0	20	25	0	44	407	
AUGLAIZE	3	0	31	182	0	2	12	34	0	0	264	
BELMONT	37	1	169	365	0	0	2	38	0	0	612	
BROWN	210	2	30	0	0	0	4	28	0	0	274	
BUTLER	26	201	285	36	2,458	15	0	81	0	95	3,197	
CARROLL	4	0	15	140	0	0	1	26	0	10	196	
CHAMPAIGN	0	0	132	310	8	2	7	68	0	13	540	
CLARK	7	22	291	521	777	24	317	242	0	4	2,205	
CLERMONT	18	12	178	299	733	0	0	75	0	152	1,467	
CLINTON	63	34	71	217	206	0	0	54	0	1	646	
COLUMBIANA	3	5	34	0	437	0	1	13	0	31	524	
COSHOCTON	51	0	69	164	0	0	9	13	0	1	307	
CRAWFORD	1	0	43	172	183	0	0	48	0	0	447	
CUYAHOGA	959	1,019	1,017	2,695	4,166	60	4,096	831	4	859	15,706	
DARKE	2	0	26	394	0	0	0	34	0	0	456	
DEFIANCE	0	0	35	376	0	1	0	83	0	53	548	
DELAWARE	2	27	106	36	268	3	1	16	0	7	466	
ERIE	3	29	103	51	729	0	50	253	1	636	1,855	
FAIRFIELD	2	0	55	61	382	0	17	76	0	14	607	
FAYETTE	67	4	54	225	4	0	0	20	0	8	382	
FRANKLIN	6	55	1,991	42	3,018	24	1,002	441	0	399	6,978	
FULTON	6	0	107	256	0	0	3	40	0	11	423	
GALLIA	9	0	122	167	0	0	0	30	0	13	341	
GEAUGA	3	0	20	306	17	0	3	7	0	0	356	
GREENE	62	235	38	71	430	3	0	262	0	127	1,228	
GUERNSEY	10	3	37	160	128	0	1	48	0	94	481	
HAMILTON	475	5,376	1,075	180	6,648	76	4,128	43	0	153	18,154	
HANCOCK	14	0	121	490	125	2	4	101	0	0	857	
HARDIN	0	0	18	168	0	0	0	14	0	1	201	
HARRISON	21	0	6	60	0	0	3	27	0	0	117	
HENRY	0	1	17	54	169	0	0	33	0	4	278	
HIGHLAND	131	0	36	106	0	0	6	42	0	5	326	
HOCKING	9	0	105	283	101	0	2	8	0	5	513	
HOLMES	6	0	14	81	0	0	0	17	0	5	123	
HURON	14	2	141	125	213	2	4	52	0	8	561	
JACKSON	0	2	168	246	8	0	0	49	0	6	479	
JEFFERSON	86	0	51	132	0	0	0	3	0	108	380	
KNOX	1	2	118	170	150	0	0	27	0	19	487	
LAKE	3	27	200	207	1,193	1	183	21	0	21	1,856	
LAWRENCE	5	1	118	251	11	0	0	6	0	7	399	
LICKING	3	29	82	48	960	0	0	85	0	138	1,345	
LOGAN	9	0	21	161	131	0	0	74	0	28	424	
LORAIN	70	64	217	309	1,571	23	136	53	0	22	2,465	
LUCAS	4	1,340	311	69	3,418	8	1,083	23	0	170	6,426	

COURTS OF COMMON PLEAS - JUVENILE DIVISION

DELINQUENCY TERMINATIONS (continued)

2001

COUNTY	***TRIAL BY***		DISMISSAL BY PARTY, JUDGE, OR PROSE- CUTOR	**ADMISSION TO**		CERTIFICATION OR WAIVER GRANTED	UNAVAIL- ABILITY OF PARTY	TRANS- FERRED OUT	INTERLOCU- TORY APPEAL OR ORDER	OTHER TERMIN- ATIONS	TOTAL TERMIN- ATIONS
	JUDGE	MAGISTRATE		JUDGE	MAGISTRATE						
MADISON	26	0	17	47	53	0	0	24	0	0	167
MAHONING	30	639	344	13	280	5	39	10	0	8	1,368
MARION	0	3	95	45	1,653	3	0	28	0	9	1,836
MEDINA	5	191	86	9	732	0	10	73	0	7	1,113
MEIGS	0	0	0	389	31	0	0	0	0	0	420
MERCER	5	0	73	271	0	0	7	24	0	42	422
MIAMI	12	8	129	621	718	0	3	222	0	122	1,835
MONROE	1	0	11	65	0	0	0	2	0	0	79
MONTGOMERY	65	39	1,113	102	2,358	20	338	237	0	86	4,358
MORGAN	25	0	9	49	0	0	0	9	0	7	99
MORROW	17	20	27	7	22	0	0	0	0	9	102
MUSKINGUM	28	232	126	18	501	0	54	43	0	3	1,005
NOBLE	8	0	6	23	0	0	0	24	0	5	66
OTTAWA	13	0	58	351	5	0	0	59	0	0	486
PAULDING	4	0	15	150	0	0	4	18	0	2	193
PERRY	7	0	13	227	0	0	0	25	0	14	286
PICKAWAY	4	0	70	198	0	0	6	51	0	9	338
PIKE	0	0	33	80	0	0	0	22	0	0	135
PORTAGE	30	14	255	61	381	3	38	125	0	42	949
PREBLE	0	0	109	219	449	0	6	21	0	27	831
PUTNAM	21	0	27	188	0	0	0	20	0	17	273
RICHLAND	1	90	80	147	2,444	3	5	23	0	6	2,799
ROSS	0	9	209	124	260	2	0	49	0	49	702
SANDUSKY	0	2	24	157	339	0	0	38	0	7	567
SCIOTO	0	0	132	123	272	0	1	9	0	59	596
SENECA	13	1	148	395	341	6	15	47	0	15	981
SHELBY	4	2	118	350	130	6	1	63	0	8	682
STARK	1	4	367	127	2,090	2	55	11	1	29	2,687
SUMMIT	1	93	480	44	3,198	19	148	175	0	71	4,229
TRUMBULL	0	9	227	110	1,346	2	345	33	0	12	2,084
TUSCARAWAS	0	0	65	758	30	0	0	53	0	0	906
UNION	1	2	55	17	230	0	0	65	0	6	376
VAN WERT	6	0	24	178	0	0	0	43	0	1	252
VINTON	80	0	17	0	0	0	0	12	0	14	123
WARREN	26	49	67	143	803	0	0	263	0	117	1,468
WASHINGTON	0	1	110	93	248	0	4	10	0	3	469
WAYNE	12	171	83	11	328	0	5	61	0	2	673
WILLIAMS	9	0	84	430	93	0	0	44	0	6	666
WOOD	2	1	272	387	614	0	0	89	0	0	1,365
WYANDOT	3	0	15	172	0	0	0	29	0	2	221
STATEWIDE	3,063	10,150	13,467	17,693	49,842	318	12,236	5,812	6	4,216	116,803

COURTS OF COMMON PLEAS - JUVENILE DIVISION
UNRULY OVERALL CASELOADS
2001

<u>COUNTY</u>	<u>CASES PENDING JANUARY 1</u>	<u>NEW FILINGS</u>	<u>REACTIVATIONS AND TRANSFERS</u>	<u>TOTAL CASES</u>	<u>TOTAL TERMIN- ATIONS</u>	<u>CLEARANCE RATE</u>	<u>CASES PENDING DECEMBER 31</u>	<u>CASES PENDING BEYOND TIME GUIDELINES</u>
ADAMS	3	30	3	36	30	90.9%	6	1
ALLEN	34	278	28	340	313	102.3%	27	1
ASHLAND	5	83	6	94	67	75.3%	27	0
ASHTABULA	755	887	4	1,646	680	76.3%	966	762
ATHENS	21	117	1	139	113	95.8%	26	2
AUGLAIZE	6	65	3	74	62	91.2%	12	0
BELMONT	21	144	1	166	146	100.7%	20	0
BROWN	30	141	1	172	123	86.6%	49	7
BUTLER	12	1,013	11	1,036	968	94.5%	68	15
CARROLL	3	32	0	35	26	81.3%	9	0
CHAMPAIGN	17	65	3	85	85	125.0%	0	0
CLARK	37	301	17	355	289	90.9%	66	9
CLERMONT	14	92	7	113	95	96.0%	18	0
CLINTON	15	152	1	168	156	102.0%	12	2
COLUMBIANA	17	88	62	167	151	100.7%	16	0
COSHOCTON	9	47	0	56	52	110.6%	4	0
CRAWFORD	7	194	16	217	163	77.6%	54	1
CUYAHOGA	352	953	1,315	2,620	2,077	91.6%	543	285
DARKE	3	124	0	127	123	99.2%	4	0
DEFIANCE	7	144	8	159	141	92.8%	18	0
DELAWARE	265	107	0	372	80	74.8%	292	0
ERIE	125	790	176	1,091	975	100.9%	116	6
FAIRFIELD	14	105	15	134	120	100.0%	14	0
FAYETTE	9	145	6	160	141	93.4%	19	0
FRANKLIN	70	768	567	1,405	1,225	91.8%	180	26
FULTON	9	79	2	90	84	103.7%	6	0
GALLIA	22	164	4	190	159	94.6%	31	2
GEAUGA	2	48	0	50	46	95.8%	4	0
GREENE	6	183	0	189	182	99.5%	7	0
GUERNSEY	7	56	55	118	102	91.9%	16	1
HAMILTON	133	1,436	1,007	2,576	2,443	100.0%	133	1
HANCOCK	39	329	9	377	286	84.6%	91	7
HARDIN	5	74	10	89	83	98.8%	6	0
HARRISON	6	68	5	79	73	100.0%	6	0
HENRY	3	20	0	23	19	95.0%	4	0
HIGHLAND	5	130	1	136	117	89.3%	19	0
HOCKING	39	242	20	301	268	102.3%	33	6
HOLMES	10	41	1	52	45	107.1%	7	3
HURON	40	186	0	226	197	105.9%	29	0
JACKSON	28	182	0	210	157	86.3%	53	21
JEFFERSON	27	191	16	234	197	95.2%	37	0
KNOX	57	287	78	422	395	108.2%	27	3
LAKE	94	510	87	691	615	103.0%	76	2
LAWRENCE	52	203	0	255	223	109.9%	32	1
LICKING	10	255	88	353	331	96.5%	22	0
LOGAN	24	269	5	298	266	97.1%	32	0
LORAIN	19	143	7	169	156	104.0%	13	0
LUCAS	72	337	161	570	548	110.0%	22	5

COURTS OF COMMON PLEAS - JUVENILE DIVISION

UNRULY OVERALL CASELOADS (continued)

2001

<u>COUNTY</u>	<u>CASES PENDING JANUARY 1</u>	<u>NEW FILINGS</u>	<u>REACTIVATIONS AND TRANSFERS</u>	<u>TOTAL CASES</u>	<u>TOTAL TERMIN- ATIONS</u>	<u>CLEARANCE RATE</u>	<u>CASES PENDING DECEMBER 31</u>	<u>CASES PENDING BEYOND TIME GUIDELINES</u>
MADISON	4	102	1	107	106	102.9%	1	0
MAHONING	54	399	1	454	322	80.5%	132	35
MARION	8	95	2	105	96	99.0%	9	1
MEDINA	26	166	0	192	159	95.8%	33	10
MEIGS	0	126	3	129	124	96.1%	5	0
MERCER	6	119	8	133	123	96.9%	10	0
MIAMI	49	415	26	490	437	99.1%	53	2
MONROE	2	18	1	21	21	110.5%	0	0
MONTGOMERY	116	939	214	1,269	1,073	93.1%	196	36
MORGAN	4	73	0	77	61	83.6%	16	0
MORROW	7	64	16	87	41	51.3%	46	0
MUSKINGUM	57	245	21	323	284	106.8%	39	2
NOBLE	7	8	2	17	14	140.0%	3	2
OTTAWA	3	67	10	80	77	100.0%	3	0
PAULDING	0	19	3	22	19	86.4%	3	0
PERRY	18	52	13	83	63	96.9%	20	0
PICKAWAY	16	100	7	123	108	100.9%	15	3
PIKE	9	22	0	31	25	113.6%	6	0
PORTAGE	12	70	10	92	88	110.0%	4	0
PREBLE	17	139	3	159	148	104.2%	11	0
PUTNAM	1	21	1	23	21	95.5%	2	0
RICHLAND	25	397	130	552	527	100.0%	25	0
ROSS	24	283	3	310	266	93.0%	44	8
SANDUSKY	23	84	0	107	95	113.1%	12	2
SCIOTO	85	76	114	275	118	62.1%	157	0
SENECA	14	226	6	246	202	87.1%	44	3
SHELBY	11	86	12	109	99	101.0%	10	4
STARK	25	328	11	364	336	99.1%	28	0
SUMMIT	264	2,307	12	2,583	2,234	96.3%	349	4
TRUMBULL	25	351	95	471	438	98.2%	33	0
TUSCARAWAS	14	161	4	179	177	107.3%	2	0
UNION	16	107	10	133	120	102.6%	13	3
VAN WERT	3	62	1	66	63	100.0%	3	0
VINTON	4	39	2	45	45	109.8%	0	0
WARREN	10	206	22	238	216	94.7%	22	3
WASHINGTON	4	78	1	83	73	92.4%	10	0
WAYNE	17	137	1	155	134	97.1%	21	4
WILLIAMS	5	31	5	41	38	105.6%	3	0
WOOD	16	275	5	296	232	82.9%	64	1
WYANDOT	4	159	10	173	162	95.9%	11	0
STATEWIDE	3,565	20,950	4,593	29,108	24,378	95.4%	4,730	1,292

88

COURTS OF COMMON PLEAS - JUVENILE DIVISION

UNRULY TERMINATIONS

2001

COUNTY	***TRIAL BY***		DISMISSAL BY PARTY, JUDGE, OR PROSECUTOR	**ADMISSION TO**		UNAVAIL- ABILITY OF PARTY	TRANS- FERRED OUT	INTERLOCU- TORY APPEAL OR ORDER	OTHER TERMIN- ATIONS	TOTAL TERMIN- ATIONS
	JUDGE	MAGISTRATE		JUDGE	MAGISTRATE					
ADAMS	3	10	7	3	7	0	0	0	0	30
ALLEN	4	3	73	9	197	14	7	0	6	313
ASHLAND	1	0	3	37	23	1	2	0	0	67
ASHTABULA	14	11	101	7	528	0	9	0	10	680
ATHENS	2	0	20	5	62	1	5	0	18	113
AUGLAIZE	0	0	4	57	0	0	1	0	0	62
BELMONT	8	0	18	115	0	2	3	0	0	146
BROWN	93	1	20	2	0	1	6	0	0	123
BUTLER	1	12	96	13	839	0	7	0	0	968
CARROLL	0	0	1	21	0	0	0	0	4	26
CHAMPAIGN	0	0	34	45	0	1	5	0	0	85
CLARK	0	0	49	57	134	35	14	0	0	289
CLERMONT	1	2	19	8	43	0	4	0	18	95
CLINTON	4	7	19	65	56	0	3	0	2	156
COLUMBIANA	1	2	15	29	95	0	0	0	9	151
COSHOCTON	2	0	2	44	0	0	1	0	3	52
CRAWFORD	0	0	17	45	87	0	14	0	0	163
CUYAHOGA	47	155	100	97	650	877	47	0	104	2,077
DARKE	0	0	3	118	1	0	1	0	0	123
DEFIANCE	0	0	10	103	2	0	8	0	18	141
DELAWARE	0	4	24	8	41	1	0	0	2	80
ERIE	0	0	107	15	366	59	40	0	388	975
FAIRFIELD	0	0	13	10	76	4	7	0	10	120
FAYETTE	16	1	28	77	5	0	11	0	3	141
FRANKLIN	0	0	553	1	342	214	91	0	24	1,225
FULTON	3	0	18	58	0	1	2	0	2	84
GALLIA	2	0	65	69	0	0	16	0	7	159
GEAUGA	0	0	3	39	4	0	0	0	0	46
GREENE	0	9	9	9	37	0	0	0	118	182
GUERNSEY	2	1	6	33	28	3	0	0	29	102
HAMILTON	3	204	493	2	899	835	3	0	4	2,443
HANCOCK	2	0	57	57	84	0	32	0	54	286
HARDIN	1	0	2	67	0	1	12	0	0	83
HARRISON	13	0	11	43	0	1	5	0	0	73
HENRY	0	0	1	2	12	0	3	0	1	19
HIGHLAND	23	0	27	60	0	1	6	0	0	117
HOCKING	3	0	47	141	68	0	4	0	5	268
HOLMES	1	0	8	34	0	0	0	0	2	45
HURON	2	0	45	35	98	3	12	0	2	197
JACKSON	0	0	58	94	3	0	1	0	1	157
JEFFERSON	2	0	31	102	0	0	0	0	62	197
KNOX	0	1	94	130	133	0	6	0	31	395
LAKE	0	1	92	45	383	79	3	0	12	615
LAWRENCE	0	0	116	100	6	0	0	0	1	223
LICKING	1	0	24	177	63	0	0	0	66	331
LOGAN	1	0	18	66	159	0	17	0	5	266
LORAIN	0	0	25	8	116	6	1	0	0	156
LUCAS	0	101	146	3	44	225	0	0	29	548

COURTS OF COMMON PLEAS - JUVENILE DIVISION

UNRULY TERMINATIONS (continued)

2001

COUNTY	***TRIAL BY***		DISMISSAL BY PARTY, JUDGE, OR PROSECUTOR	**ADMISSION TO**		UNAVAIL- ABILITY OF PARTY	TRANS- FERRED OUT	INTERLOCU- TORY APPEAL OR ORDER	OTHER TERMIN- ATIONS	TOTAL TERMIN- ATIONS
	JUDGE	MAGISTRATE		JUDGE	MAGISTRATE					
MADISON	5	0	10	9	79	0	2	0	1	106
MAHONING	0	52	89	0	158	16	0	0	7	322
MARION	0	2	7	3	82	0	1	0	1	96
MEDINA	0	15	44	0	91	2	6	0	1	159
MEIGS	0	0	0	121	3	0	0	0	0	124
MERCER	2	0	18	94	0	2	1	0	6	123
MIAMI	0	1	26	80	240	0	87	0	3	437
MONROE	0	0	2	18	0	0	1	0	0	21
MONTGOMERY	2	4	241	90	483	216	17	0	20	1,073
MORGAN	8	0	11	42	0	0	0	0	0	61
MORROW	4	4	9	1	11	0	0	0	12	41
MUSKINGUM	0	28	49	3	182	18	4	0	0	284
NOBLE	2	0	3	8	0	0	0	0	1	14
OTTAWA	0	0	18	53	3	0	3	0	0	77
PAULDING	0	0	3	15	0	0	1	0	0	19
PERRY	2	0	3	55	0	0	2	0	1	63
PICKAWAY	0	0	21	77	0	1	7	0	2	108
PIKE	0	0	5	20	0	0	0	0	0	25
PORTAGE	0	1	42	1	34	6	4	0	0	88
PREBLE	0	0	13	96	29	1	2	0	7	148
PUTNAM	0	0	6	14	0	0	1	0	0	21
RICHLAND	0	9	18	20	475	0	3	0	2	527
ROSS	0	0	91	47	98	0	9	0	21	266
SANDUSKY	0	0	7	23	62	0	3	0	0	95
SCIOTO	0	0	46	6	59	0	0	0	7	118
SENECA	0	0	32	48	101	1	5	0	15	202
SHELBY	0	0	32	32	27	0	8	0	0	99
STARK	0	1	54	9	267	5	0	0	0	336
SUMMIT	0	7	717	4	1,354	76	45	0	31	2,234
TRUMBULL	0	1	51	2	282	94	1	0	7	438
TUSCARAWAS	0	0	21	145	10	0	1	0	0	177
UNION	0	2	24	0	84	0	9	0	1	120
VAN WERT	1	0	3	51	0	0	8	0	0	63
VINTON	35	0	7	0	0	0	0	0	3	45
WARREN	2	4	4	30	130	0	9	0	37	216
WASHINGTON	0	0	26	3	43	0	0	0	1	73
WAYNE	1	10	17	1	85	2	18	0	0	134
WILLIAMS	0	0	1	35	0	0	1	0	1	38
WOOD	0	0	34	97	97	0	4	0	0	232
WYANDOT	1	0	8	127	0	0	26	0	0	162
STATEWIDE	321	666	4,545	3,845	10,260	2,805	698	0	1,238	24,378

COURTS OF COMMON PLEAS - JUVENILE DIVISION
DEPENDENCY, NEGLECT or ABUSE OVERALL CASELOADS
2001

<u>COUNTY</u>	<u>CASES PENDING JANUARY 1</u>	<u>NEW FILINGS</u>	<u>REACTIVATIONS AND TRANSFERS</u>	<u>TOTAL CASES</u>	<u>TOTAL TERMIN- ATIONS</u>	<u>CLEARANCE RATE</u>	<u>CASES PENDING DECEMBER 31</u>	<u>CASES PENDING BEYOND TIME GUIDELINES</u>
ADAMS	14	44	7	65	48	94.1%	17	2
ALLEN	93	159	260	512	415	99.0%	97	16
ASHLAND	20	66	2	88	47	69.1%	41	3
ASHTABULA	238	112	0	350	37	33.0%	313	281
ATHENS	4	62	0	66	45	72.6%	21	0
AUGLAIZE	3	18	1	22	18	94.7%	4	0
BELMONT	7	78	0	85	80	102.6%	5	0
BROWN	10	84	0	94	89	106.0%	5	1
BUTLER	131	590	0	721	488	82.7%	233	105
CARROLL	2	22	2	26	22	91.7%	4	0
CHAMPAIGN	12	23	1	36	34	141.7%	2	2
CLARK	72	194	160	426	346	97.7%	80	43
CLERMONT	33	127	4	164	132	100.8%	32	0
CLINTON	12	34	0	46	31	91.2%	15	5
COLUMBIANA	18	73	38	129	104	93.7%	25	0
COSHOCTON	3	37	0	40	32	86.5%	8	0
CRAWFORD	18	80	9	107	80	89.9%	27	0
CUYAHOGA	6,824	4,962	13,299	25,085	19,856	108.7%	5,229	3,452
DARKE	21	65	0	86	59	90.8%	27	0
DEFIANCE	3	25	0	28	24	96.0%	4	5
DELAWARE	177	127	0	304	95	74.8%	209	3
ERIE	48	96	1	145	107	110.3%	38	0
FAIRFIELD	48	176	153	377	311	94.5%	66	5
FAYETTE	4	10	2	16	8	66.7%	8	2
FRANKLIN	612	3,071	1,346	5,029	4,088	92.6%	941	107
FULTON	11	41	24	76	70	107.7%	6	0
GALLIA	25	56	15	96	66	93.0%	30	7
GEAUGA	6	23	0	29	26	113.0%	3	0
GREENE	57	86	0	143	112	130.2%	31	7
GUERNSEY	29	44	70	143	113	99.1%	30	0
HAMILTON	87	276	291	654	640	112.9%	14	0
HANCOCK	3	40	4	47	42	95.5%	5	0
HARDIN	11	21	7	39	17	60.7%	22	0
HARRISON	2	23	2	27	20	80.0%	7	5
HENRY	22	14	12	48	25	96.2%	23	16
HIGHLAND	14	60	1	75	56	91.8%	19	0
HOCKING	20	83	8	111	80	87.9%	31	3
HOLMES	2	5	2	9	6	85.7%	3	0
HURON	6	147	5	158	121	79.6%	37	1
JACKSON	8	32	0	40	31	96.9%	9	3
JEFFERSON	31	93	110	234	173	85.2%	61	0
KNOX	58	63	10	131	107	146.6%	24	8
LAKE	17	205	22	244	213	93.8%	31	2
LAWRENCE	13	71	0	84	59	83.1%	25	0
LICKING	41	158	353	552	495	96.9%	57	0
LOGAN	44	92	103	239	210	107.7%	29	2
LORAIN	95	320	135	550	512	112.5%	38	0
LUCAS	62	506	26	594	502	94.4%	92	5

COURTS OF COMMON PLEAS - JUVENILE DIVISION
DEPENDENCY, NEGLECT or ABUSE OVERALL CASELOADS (continued)
2001

<u>COUNTY</u>	<u>CASES PENDING JANUARY 1</u>	<u>NEW FILINGS</u>	<u>REACTIVATIONS AND TRANSFERS</u>	<u>TOTAL CASES</u>	<u>TOTAL TERMIN- ATIONS</u>	<u>CLEARANCE RATE</u>	<u>CASES PENDING DECEMBER 31</u>	<u>CASES PENDING BEYOND TIME GUIDELINES</u>
MADISON	5	21	7	33	33	117.9%	0	0
MAHONING	81	335	50	466	366	95.1%	100	35
MARION	66	252	1	319	240	94.9%	79	14
MEDINA	17	65	0	82	60	92.3%	22	0
MEIGS	0	0	0	0	0	-	0	0
MERCER	22	26	70	118	112	116.7%	6	0
MIAMI	125	72	68	265	176	125.7%	89	1
MONROE	0	5	0	5	5	100.0%	0	0
MONTGOMERY	358	1,100	5	1,463	1,202	108.8%	261	93
MORGAN	5	39	0	44	41	105.1%	3	0
MORROW	9	27	13	49	49	122.5%	0	0
MUSKINGUM	30	125	9	164	133	99.3%	31	1
NOBLE	2	7	2	11	6	66.7%	5	2
OTTAWA	3	8	2	13	12	120.0%	1	0
PAULDING	7	15	0	22	19	126.7%	3	0
PERRY	11	34	6	51	32	80.0%	19	5
PICKAWAY	9	57	20	86	70	90.9%	16	6
PIKE	2	16	1	19	17	100.0%	2	0
PORTAGE	24	202	0	226	195	96.5%	31	0
PREBLE	24	33	3	60	50	138.9%	10	2
PUTNAM	4	8	4	16	15	125.0%	1	0
RICHLAND	42	252	0	294	241	95.6%	53	0
ROSS	38	132	5	175	109	79.5%	66	31
SANDUSKY	63	124	0	187	140	112.9%	47	0
SCIOTO	101	57	25	183	96	117.1%	87	0
SENECA	42	55	3	100	64	110.3%	36	6
SHELBY	5	46	6	57	44	84.6%	13	0
STARK	86	339	692	1,117	1,014	98.4%	103	1
SUMMIT	188	916	15	1,119	917	98.5%	202	4
TRUMBULL	30	347	89	466	421	96.6%	45	12
TUSCARAWAS	2	52	3	57	55	100.0%	2	0
UNION	12	67	9	88	65	85.5%	23	5
VAN WERT	6	9	7	22	14	87.5%	8	0
VINTON	3	35	0	38	38	108.6%	0	0
WARREN	12	86	1	99	86	98.9%	13	0
WASHINGTON	14	16	1	31	23	135.3%	8	3
WAYNE	23	269	1	293	243	90.0%	50	9
WILLIAMS	5	48	0	53	46	95.8%	7	0
WOOD	67	97	94	258	216	113.1%	42	2
WYANDOT	4	24	3	31	21	77.8%	10	4
STATEWIDE	10,638	18,212	17,700	46,550	36,978	103.0%	9,572	4,327

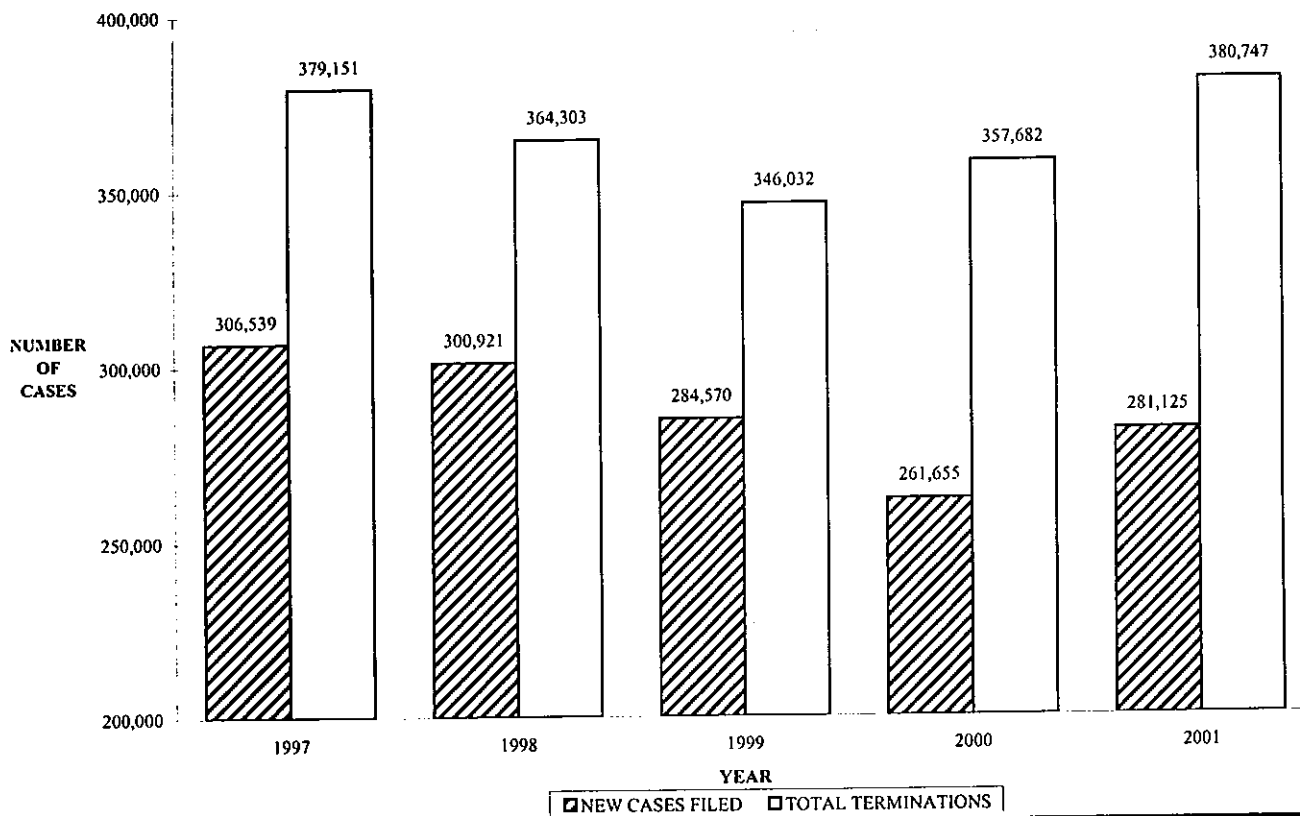
COURTS OF COMMON PLEAS - JUVENILE DIVISION
DEPENDENCY, NEGLECT or ABUSE TERMINATIONS
2001

COUNTY	***TRIAL BY***		DISMISSAL BY PARTY, JUDGE, OR PROSECUTOR	**ADMISSION TO**		UNAVAIL- ABILITY OF PARTY	TRANS- FERRED OUT	INTERLOCU- TORY APPEAL OR ORDER	OTHER TERMIN- ATIONS	TOTAL TERMIN- ATIONS
	JUDGE	MAGISTRATE		JUDGE	MAGISTRATE					
ADAMS	3	24	17	3	1	0	0	0	0	48
ALLEN	5	359	31	0	0	0	0	0	20	415
ASHLAND	6	7	7	14	8	0	0	0	5	47
ASHTABULA	5	2	8	1	20	0	0	0	1	37
ATHENS	34	0	0	8	0	1	0	0	2	45
AUGLAIZE	0	0	0	17	0	0	1	0	0	18
BELMONT	1	35	16	4	23	0	1	0	0	80
BROWN	84	0	5	0	0	0	0	0	0	89
BUTLER	13	64	59	4	347	0	1	0	0	488
CARROLL	5	0	1	15	0	0	0	0	1	22
CHAMPAIGN	0	0	4	0	0	0	0	0	30	34
CLARK	94	0	72	169	3	0	2	0	6	346
CLERMONT	0	16	10	2	101	0	1	0	2	132
CLINTON	16	0	9	0	0	0	0	0	6	31
COLUMBIANA	1	7	9	0	74	0	0	0	13	104
COSHOCTON	19	0	10	1	0	0	0	0	2	32
CRAWFORD	17	0	6	52	0	0	3	0	2	80
CUYAHOGA	2,207	6,268	1,086	795	3,394	68	258	10	5,770	19,856
DARKE	1	0	4	52	2	0	0	0	0	59
DEFIANCE	0	0	4	19	0	0	0	0	1	24
DELAWARE	29	17	22	15	12	0	0	0	0	95
ERIE	0	2	38	4	41	0	3	0	19	107
FAIRFIELD	222	0	46	0	0	0	0	0	43	311
FAYETTE	2	0	3	0	0	0	0	0	3	8
FRANKLIN	2	27	1,227	32	2,582	9	201	1	7	4,088
FULTON	2	3	17	18	5	5	7	0	13	70
GALLIA	32	0	23	0	0	0	0	0	11	66
GEAUGA	0	0	2	24	0	0	0	0	0	26
GREENE	12	75	11	0	0	0	1	0	13	112
GUERNSEY	69	3	5	0	0	0	0	0	36	113
HAMILTON	0	368	94	0	172	0	0	0	6	640
HANCOCK	13	0	1	28	0	0	0	0	0	42
HARDIN	0	0	2	15	0	0	0	0	0	17
HARRISON	18	0	1	0	0	0	0	0	1	20
HENRY	0	0	4	10	7	0	0	0	4	25
HIGHLAND	33	0	13	6	0	0	3	0	1	56
HOCKING	4	5	12	26	29	0	4	0	0	80
HOLMES	1	0	3	0	0	0	0	0	2	6
HURON	13	0	33	38	25	3	9	0	0	121
JACKSON	2	0	9	10	0	0	0	0	10	31
JEFFERSON	1	3	7	7	155	0	0	0	0	173
KNOX	0	0	34	22	4	0	0	0	47	107
LAKE	6	3	47	6	23	24	0	0	104	213
LAWRENCE	1	0	14	38	0	0	1	0	5	59
LICKING	0	13	10	31	126	0	12	0	303	495
LOGAN	0	0	18	77	3	0	11	0	101	210
LORAIN	5	1	16	96	343	12	21	0	18	512
LUCAS	6	438	36	1	0	2	0	0	19	502

COURTS OF COMMON PLEAS - JUVENILE DIVISION
DEPENDENCY, NEGLECT or ABUSE TERMINATIONS (continued)
2001

COUNTY	***TRIAL BY***		DISMISSAL BY PARTY, JUDGE, OR PROSECUTOR	**ADMISSION TO**		UNAVAIL- ABILITY OF PARTY	TRANS- FERRED OUT	INTERLOCU- TORY APPEAL OR ORDER	OTHER TERMIN- ATIONS	TOTAL TERMIN- ATIONS
	JUDGE	MAGISTRATE		JUDGE	MAGISTRATE					
MADISON	8	0	1	22	0	0	0	0	2	33
MAHONING	2	333	29	0	2	0	0	0	0	366
MARION	0	0	124	45	68	0	0	0	3	240
MEDINA	10	5	7	3	34	0	0	0	1	60
MEIGS	0	0	0	0	0	0	0	0	0	0
MERCER	0	0	28	53	0	0	0	0	31	112
MIAMI	0	49	9	0	37	0	0	0	81	176
MONROE	1	0	0	4	0	0	0	0	0	5
MONTGOMERY	13	529	350	8	269	1	4	0	28	1,202
MORGAN	23	0	13	5	0	0	0	0	0	41
MORROW	27	0	7	0	1	0	0	0	14	49
MUSKINGUM	107	1	19	0	0	0	0	0	6	133
NOBLE	1	0	5	0	0	0	0	0	0	6
OTTAWA	0	0	1	11	0	0	0	0	0	12
PAULDING	5	0	1	13	0	0	0	0	0	19
PERRY	2	0	1	24	0	0	0	0	5	32
PICKAWAY	0	0	8	38	0	3	2	0	19	70
PIKE	0	0	7	10	0	0	0	0	0	17
PORTAGE	0	1	21	1	171	0	1	0	0	195
PREBLE	12	0	4	25	0	0	1	0	8	50
PUTNAM	11	0	0	4	0	0	0	0	0	15
RICHLAND	0	1	17	216	5	0	1	0	1	241
ROSS	0	3	52	3	41	0	1	0	9	109
SANDUSKY	0	5	2	51	78	0	1	0	3	140
SCIOTO	0	0	21	60	0	0	0	0	15	96
SENECA	4	15	11	24	7	0	1	0	2	64
SHELBY	0	0	4	37	0	0	1	0	2	44
STARK	77	532	43	13	307	0	2	0	40	1,014
SUMMIT	17	729	98	0	6	0	0	0	67	917
TRUMBULL	0	0	0	225	192	0	0	0	4	421
TUSCARAWAS	0	0	3	0	48	0	4	0	0	55
UNION	0	0	21	4	35	0	0	0	5	65
VAN WERT	7	0	1	3	0	0	1	0	2	14
VINTON	33	0	0	0	0	0	2	0	3	38
WARREN	24	42	19	0	0	0	0	0	1	86
WASHINGTON	3	0	4	16	0	0	0	0	0	23
WAYNE	0	0	39	178	18	0	0	0	8	243
WILLIAMS	0	0	7	39	0	0	0	0	0	46
WOOD	1	0	21	114	79	0	1	0	0	216
WYANDOT	1	1	2	17	0	0	0	0	0	21
STATEWIDE	3,373	9,986	4,106	2,926	8,898	128	563	11	6,987	36,978

**COURTS OF COMMON PLEAS - JUVENILE DIVISION
STATEWIDE NEW CASES FILED AND TOTAL TERMINATIONS COMPARISON
1997-2001**



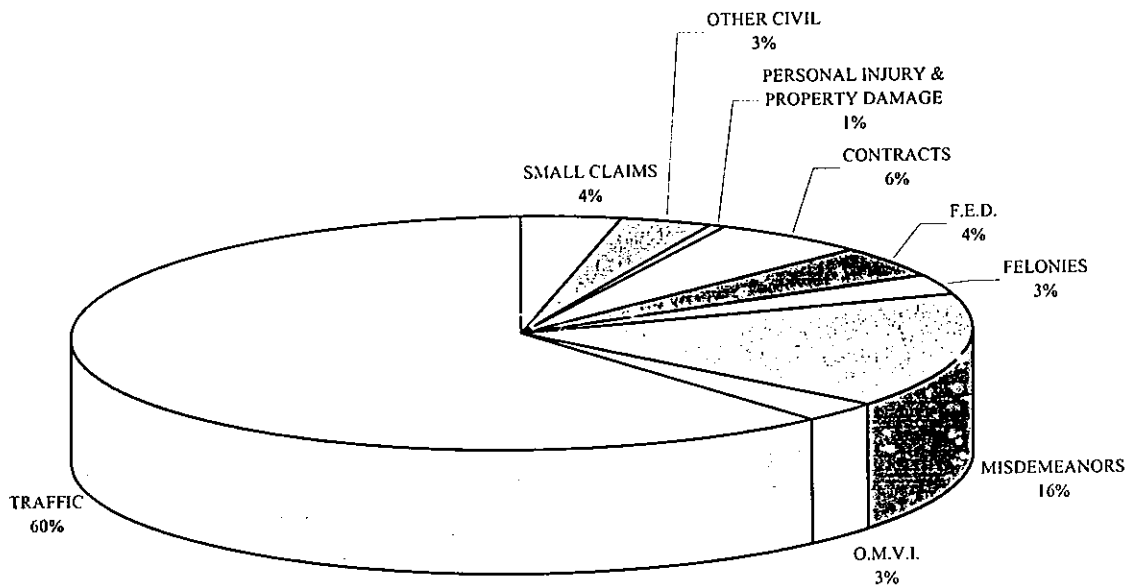
MUNICIPAL COURTS
COMPOSITE ADMINISTRATIVE JUDGE REPORT FOR THE ENTIRE STATE
2001

	<u>FELONIES</u>	<u>MISDE- MEANORS</u>	<u>O.M.V.I.</u>	<u>OTHER TRAFFIC</u>	<u>PERSONAL INJURY AND PROPERTY DAMAGE</u>	<u>CONTRACTS</u>	<u>F. E. D.</u>	<u>OTHER CIVIL</u>	<u>SMALL CLAIMS</u>	<u>TOTAL</u>
CASES PENDING BEGINNING OF YEAR	5,234	52,996	4,332	77,918	5,210	36,227	47,456	5,785	21,506	256,664
NEW CASES FILED	65,869	383,472	63,574	1,474,464	14,611	136,152	104,907	79,018	85,247	2,407,314
TRANSFERRED IN OR REACTIVATED	11,271	73,932	3,952	134,385	538	2,699	951	14,877	1,141	243,746
TOTAL CASES	82,374	510,400	71,858	1,686,767	20,359	175,078	153,314	99,680	107,894	2,907,724
CASES TERMINATED BY:										
HEARING BY JUDGE	8,360	104,420	12,487	146,727	7,054	84,369	19,274	7,175	16,337	406,203
HEARING BY MAGISTRATE	X	18,002	1,477	125,979	1,107	11,145	25,281	1,288	42,737	227,016
TRANSFER (INCLUDES INDIVIDUAL JUDGE ASSIGNMENT)	19,626	187,060	48,643	166,116	3,326	15,947	9,575	1,991	1,016	453,300
DISMISSAL: LACK OF SPEEDY TRIAL (CRIM.) OR WANT OF PROSECUTION (CIVIL)	114	411	39	244	568	6,457	27,108	510	4,742	40,193
OTHER DISMISSALS	33,542	31,473	1,083	35,735	1,470	14,151	17,262	3,657	16,723	155,096
VIOLATIONS BUREAU	X	32,727	X	944,501	X	X	X	X	X	977,228
UNAVAILABILITY OF ACCUSED	12,698	84,670	3,391	168,571	10	67	15	8	641	270,071
BANKRUPTCY STAY OR INTERLOCUTORY APPEAL	2	4	1	16	114	1,652	160	181	519	2,649
ALL OTHER TERMINATIONS	2,900	4,458	730	14,907	446	2,962	1,976	65,799	2,927	97,105
TOTAL TERMINATIONS	77,242	463,225	67,851	1,602,796	14,095	136,750	100,651	80,609	85,642	2,628,861
CASES PENDING END OF YEAR	5,132	47,175	4,007	83,971	6,264	38,328	52,663	19,071	22,252	278,863
TIME GUIDELINE (MONTHS)	1	6	6	6	24	12	12	12	6	X
CASES PENDING END OF YEAR BEYOND TIME GUIDELINE	430	1,511	45	1,890	36	1,308	9541	258	1,771	16,790

MUNICIPAL COURTS
COMPOSITE INDIVIDUAL JUDGE REPORT FORM FOR THE ENTIRE STATE
2001

	<u>MISDE- MEANORS</u>	<u>O.M.V.I.</u>	<u>OTHER TRAFFIC</u>	<u>PERSONAL INJURY AND PROPERTY DAMAGE</u>	<u>CONTRACTS</u>	<u>F. E. D.</u>	<u>OTHER CIVIL</u>	<u>TOTAL</u>
CASES PENDING BEGINNING OF YEAR	31,798	12,263	25,206	2,014	6,390	2,846	927	81,444
NEW CASES ASSIGNED	187,888	48,845	169,836	3,374	16,499	8,639	2,277	437,358
TRANSFERRED IN OR REACTIVATED	32,190	5,819	30,733	341	974	674	170	70,901
TOTAL CASES	251,876	66,927	225,775	5,729	23,863	12,159	3,374	589,703
CASES TERMINATED BY:								
JURY TRIAL	795	342	200	56	61	17	10	1,481
COURT TRIAL	7,646	912	10,818	293	1,839	2,959	835	25,302
DEFAULT	X	X	X	570	3,204	932	145	4,851
GUILTY OR NO CONTEST PLEA TO ORIGINAL CHARGE	71,924	33,516	73,597	X	X	X	X	179,037
GUILTY OR NO CONTEST PLEA TO REDUCED CHARGE	32,754	9,570	33,628	X	X	X	X	75,952
DISMISSAL: LACK OF SPEEDY TRIAL (CRIM.) OR WANT OF PROSECUTION (CIVIL)	1,014	31	479	64	375	996	59	3,018
OTHER DISMISSALS	60,559	3,285	41,976	1,669	6,733	2,563	735	117,520
TRANSFERRED OUT	3,031	675	2,605	109	548	330	156	7,454
REFERRED TO A PRIVATE JUDGE	X	X	X	2	24	4	3	33
UNAVAILABILITY OF ACCUSED	30,167	3,824	29,157	4	25	335	2	63,514
BANKRUPTCY STAY OR INTERLOCUTORY APPEAL	46	43	20	48	608	34	27	826
ALL OTHER TERMINATIONS	9,080	1,985	4,354	947	3,556	845	684	21,451
TOTAL TERMINATIONS	217,016	54,183	196,834	3,762	16,973	9,015	2,656	500,439
CASES PENDING END OF YEAR	34,860	12,744	28,941	1,967	6,890	3,144	718	89,264
TIME GUIDELINE (MONTHS)	6	6	6	24	12	12	12	X
CASES PENDING END OF YEAR BEYOND TIME GUIDELINE	1,090	460	960	7	221	46	45	2,829

MUNICIPAL COURTS
NEW CASES FILED COMPARISON
2001



**MUNICIPAL COURTS
OVERALL CASELOADS
2001**

COURT	NUMBER OF JUDGES	--- POPULATION ---		NEW FILINGS, TRANSFERS, & REACTIVATIONS			----- TERMINATIONS -----		
		TOTAL	PER JUDGE	TOTAL	PER JUDGE	PER 1,000 POPULATION	TOTAL	PER JUDGE	PER 1,000 POPULATION
AKRON	6	260,120	43,353	72,773	12,129	280	72,269	12,045	278
ALLIANCE	1	43,765	43,765	7,125	7,125	163	7,370	7,370	168
ASHLAND	1	52,523	52,523	16,067	16,067	306	15,927	15,927	303
ASHTABULA	1	35,371	35,371	10,089	10,089	285	11,398	11,398	322
ATHENS COUNTY	1	62,223	62,223	13,658	13,658	220	13,604	13,604	219
AUGLAIZE COUNTY	1	46,611	46,611	11,992	11,992	257	12,072	12,072	259
AVON LAKE	1	32,540	32,540	1,868	1,868	57	1,827	1,827	56
BARBERTON	2	102,636	51,318	19,214	9,607	187	19,238	9,619	187
BEDFORD	2	81,608	40,804	19,318	9,659	237	19,004	9,502	233
BELLEFONTAINE	1	46,005	46,005	16,231	16,231	353	16,185	16,185	352
BELLEVUE	1	12,174	12,174	3,036	3,036	249	3,036	3,036	249
BEREA	1	118,125	118,125	14,235	14,235	121	10,894	10,894	92
BOWLING GREEN	1	61,149	61,149	14,530	14,530	238	14,569	14,569	238
BRYAN	1	39,188	39,188	13,679	13,679	349	13,202	13,202	337
CAMBRIDGE	1	40,792	40,792	15,991	15,991	392	15,665	15,665	384
CAMPBELL	1	11,068	11,068	2,568	2,568	232	2,589	2,589	234
CANTON	4	204,232	51,058	34,360	8,590	168	33,822	8,456	166
CELIÑA	1	40,924	40,924	7,564	7,564	185	7,535	7,535	184
CHAMPAIGN COUNTY	1	38,890	38,890	7,043	7,043	181	7,066	7,066	182
CHARDON	1	90,895	90,895	16,277	16,277	179	16,205	16,205	178
CHILLICOTHE	2	73,345	36,673	23,922	11,961	326	23,054	11,527	314
CIRCLEVILLE	1	52,727	52,727	14,174	14,174	269	14,226	14,226	270
CLARK COUNTY	3	144,742	48,247	31,727	10,576	219	30,536	10,179	211
CLERMONT COUNTY	2	177,977	88,989	42,217	21,109	237	41,782	20,891	235
CLEVELAND	12	479,740	39,978	239,630	19,969	499	240,448	20,037	501
CLEVELAND HEIGHTS	1	49,958	49,958	19,702	19,702	394	19,473	19,473	390
CLEVELAND HOUSING	1	479,740	479,740	18,196	18,196	38	16,668	16,668	35
CLINTON COUNTY	1	40,543	40,543	17,282	17,282	426	16,426	16,426	405
CONNEAUT	1	12,485	12,485	4,898	4,898	392	4,827	4,827	387
COSHOCTON	1	36,655	36,655	5,023	5,023	137	4,935	4,935	135
CRAWFORD COUNTY	1	46,966	46,966	12,867	12,867	274	12,751	12,751	271
CUYAHOGA FALLS	2	180,143	90,072	31,121	15,561	173	31,861	15,931	177
DAYTON	5	166,179	33,236	58,866	11,773	354	58,760	11,752	354
DEFIANCE	1	39,500	39,500	11,909	11,909	301	11,849	11,849	300
DELAWARE	1	109,989	109,989	23,893	23,893	217	23,268	23,268	212
EAST CLEVELAND	1	27,217	27,217	11,979	11,979	440	12,127	12,127	446
EAST LIVERPOOL	1	25,424	25,424	4,112	4,112	162	4,393	4,393	173
EATON	1	42,337	42,337	14,792	14,792	349	15,074	15,074	356
ELYRIA	2	116,733	58,367	25,338	12,669	217	24,770	12,385	212
EUCLID	1	52,717	52,717	10,953	10,953	208	11,096	11,096	210
FAIRBORN	1	81,976	81,976	20,016	20,016	244	19,998	19,998	244
FAIRFIELD	1	42,097	42,097	10,301	10,301	245	10,385	10,385	247
FINDLAY	2	66,693	33,347	22,565	11,283	338	21,968	10,984	329
FOSTORIA	1	21,448	21,448	3,500	3,500	163	3,549	3,549	165
FRANKLIN	1	26,219	26,219	9,602	9,602	366	9,192	9,192	351
FRANKLIN COUNTY	15	1,068,978	71,265	293,365	19,558	274	298,834	19,922	280
FRANKLIN CO. ENVIRO.	1	1,068,978	1,068,978	9,460	9,460	9	9,397	9,397	9
FREMONT	1	27,857	27,857	8,411	8,411	302	8,347	8,347	300
GALLIPOLIS	1	31,069	31,069	12,344	12,344	397	12,372	12,372	398
GARFIELD HEIGHTS	2	84,948	42,474	15,863	7,932	187	15,952	7,976	188
GIRARD	1	41,860	41,860	11,392	11,392	272	11,232	11,232	268
HAMILTON	1	74,474	74,474	27,354	27,354	367	26,933	26,933	362
HAMILTON COUNTY	14	845,303	60,379	255,606	18,258	302	238,131	17,009	282
HARDIN COUNTY	1	31,945	31,945	5,155	5,155	161	5,146	5,146	161
HILLSBORO	1	31,937	31,937	8,287	8,287	259	8,257	8,257	259
HOCKING COUNTY	1	28,241	28,241	6,770	6,770	240	6,871	6,871	243
HURON	1	10,530	10,530	4,075	4,075	387	4,039	4,039	384
IRONTON	1	24,949	24,949	6,500	6,500	261	6,527	6,527	262
JACKSON COUNTY	1	32,641	32,641	14,215	14,215	435	14,855	14,855	455
KETTERING	2	117,390	58,695	21,335	10,668	182	21,597	10,799	184
LAKEWOOD	1	56,646	56,646	11,282	11,282	199	10,952	10,952	193

MUNICIPAL COURTS
OVERALL CASELOADS (continued)
2001

COURT	NUMBER OF JUDGES	--- POPULATION ---		NEW FILINGS, TRANSFERS, & REACTIVATIONS			----- TERMINATIONS -----		
		TOTAL	PER JUDGE	TOTAL	PER JUDGE	PER 1,000 POPULATION	TOTAL	PER JUDGE	PER 1,000 POPULATION
LANCASTER (Fairfield County)	2	122,759	61,380	22,942	11,471	187	22,665	11,333	185
LAWRENCE COUNTY	1	37,370	37,370	7,980	7,980	214	7,647	7,647	205
LEBANON	1	29,123	29,123	8,654	8,654	297	8,174	8,174	281
LICKING COUNTY	2	145,491	72,746	23,571	11,786	162	23,352	11,676	161
LIMA	2	108,473	54,237	27,668	13,834	255	27,868	13,934	257
LORAIN	2	82,140	41,070	13,128	6,564	160	14,592	7,296	178
LYNDHURST	1	59,619	59,619	19,803	19,803	332	19,735	19,735	331
MADISON COUNTY	1	40,213	40,213	13,378	13,378	333	13,492	13,492	336
MANSFIELD	2	109,524	54,762	34,114	17,057	311	31,710	15,855	290
MARIETTA	1	63,251	63,251	14,489	14,489	229	14,037	14,037	222
MARION	1	66,217	66,217	21,275	21,275	321	20,810	20,810	314
MARYSVILLE	1	40,909	40,909	13,864	13,864	339	14,058	14,058	344
MASON	1	47,531	47,531	11,274	11,274	237	10,790	10,790	227
MASSILLON	2	130,101	65,051	20,022	10,011	154	19,722	9,861	152
MAUMEE	1	44,641	44,641	18,411	18,411	412	17,989	17,989	403
MEDINA	1	108,424	108,424	20,266	20,266	187	20,480	20,480	189
MENTOR	1	58,405	58,405	11,242	11,242	192	11,099	11,099	190
MIAMI	2	98,868	49,434	29,244	14,622	296	28,484	14,242	288
MIAMISBURG	1	67,241	67,241	15,648	15,648	233	15,975	15,975	238
MIDDLETOWN	1	71,297	71,297	17,449	17,449	245	17,258	17,258	242
MOUNT VERNON	1	54,500	54,500	9,389	9,389	172	9,341	9,341	171
NAPOLEON	1	29,210	29,210	8,497	8,497	291	8,219	8,219	281
NEW PHILADELPHIA	1	65,381	65,381	15,512	15,512	237	14,892	14,892	228
NEWTON FALLS	1	29,516	29,516	8,917	8,917	302	8,864	8,864	300
NILES	1	33,090	33,090	6,453	6,453	195	6,217	6,217	188
NORWALK	1	54,177	54,177	19,740	19,740	364	19,599	19,599	362
OAKWOOD	1	9,215	9,215	2,539	2,539	276	2,401	2,401	261
OBERLIN	1	45,469	45,469	9,351	9,351	206	9,453	9,453	208
OREGON	1	22,635	22,635	7,400	7,400	327	7,346	7,346	325
OTTAWA COUNTY	1	40,985	40,985	9,530	9,530	233	9,441	9,441	230
PAINESVILLE	1	81,137	81,137	15,846	15,846	195	15,651	15,651	193
PARMA	3	177,270	59,090	23,398	7,799	132	24,538	8,179	138
PERRYSBURG	1	57,140	57,140	13,600	13,600	238	11,743	11,743	206
PORTAGE COUNTY-KENT	1	76,031	76,031	12,469	12,469	164	11,936	11,936	157
PORTAGE COUNTY-RAV.	2	76,030	38,015	38,772	19,386	510	38,183	19,092	502
PORTSMOUTH	2	79,195	39,598	18,276	9,138	231	20,035	10,018	253
ROCKY RIVER	2	120,226	60,113	40,605	20,303	338	40,834	20,417	340
SANDUSKY	1	42,049	42,049	17,791	17,791	423	18,080	18,080	430
SHAKER HEIGHTS	1	62,367	62,367	16,051	16,051	257	14,587	14,587	234
SHELBY	1	19,328	19,328	3,340	3,340	173	3,397	3,397	176
SIDNEY	1	47,910	47,910	14,423	14,423	301	14,416	14,416	301
SOUTH EUCLID	1	23,537	23,537	5,068	5,068	215	5,024	5,024	213
STEUBENVILLE	1	19,015	19,015	2,838	2,838	149	3,059	3,059	161
STRUTHERS	1	35,484	35,484	3,658	3,658	103	3,937	3,937	111
SYLVANIA	1	66,021	66,021	19,848	19,848	301	19,461	19,461	295
TIFFIN	1	44,613	44,613	6,598	6,598	148	6,591	6,591	148
TOLEDO	7	321,757	45,965	110,048	15,721	342	110,738	15,820	344
TOLEDO HOUSING	1	321,757	321,757	6,053	6,053	19	5,518	5,518	17
UPPER SANDUSKY	1	22,908	22,908	10,374	10,374	453	10,558	10,558	461
VAN WERT COUNTY	1	29,659	29,659	10,882	10,882	367	10,772	10,772	363
VANDALIA	1	78,425	78,425	25,981	25,981	331	25,785	25,785	329
VERMILION	1	19,857	19,857	5,889	5,889	297	5,756	5,756	290
WADSWORTH	1	42,671	42,671	10,900	10,900	255	10,992	10,992	258
WARREN	2	81,957	40,979	15,176	7,588	185	14,536	7,268	177
WASHINGTON C.H.	1	28,433	28,433	7,981	7,981	281	8,079	8,079	284
WAYNE COUNTY	2	111,564	55,782	21,154	10,577	190	21,005	10,503	188
WILLOUGHBY	1	87,969	87,969	19,716	19,716	224	19,579	19,579	223
XENIA	1	65,910	65,910	19,432	19,432	295	19,590	19,590	297
YOUNGSTOWN	3	82,026	27,342	20,927	6,976	255	20,110	6,703	245
ZANESVILLE	1	25,586	25,586	5,510	5,510	215	5,407	5,407	211
STATEWIDE	202	9,909,237	49,056	2,721,971	13,475	275	2,691,942	13,326	272

121

All population figures based on 2000 U.S.Census

MUNICIPAL COURTS
FELONY OVERALL CASELOADS
2001

<u>COURT</u>	<u>CASES PENDING JANUARY 1</u>	<u>NEW FILINGS</u>	<u>REACTIVATIONS AND TRANSFERS</u>	<u>TOTAL CASES</u>	<u>TOTAL TERMIN- ATIONS</u>	<u>CLEARANCE RATE</u>	<u>CASES PENDING DECEMBER 31</u>	<u>CASES PENDING BEYOND TIME GUIDELINES</u>
AKRON	115	3,454	1,191	4,760	4,608	99.2%	152	0
ALLIANCE	10	225	0	235	230	102.2%	5	0
ASHLAND	0	0	0	0	0	-	0	0
ASHTABULA	14	387	73	474	456	99.1%	18	4
ATHENS COUNTY	1	217	17	235	230	98.3%	5	0
AUGLAIZE COUNTY	8	92	22	122	120	105.3%	2	0
AVON LAKE	4	130	4	138	130	97.0%	8	0
BARBERTON	65	816	69	950	888	100.3%	62	1
BEDFORD	2	485	0	487	464	95.7%	23	0
BELLEFONTAINE	8	220	10	238	224	97.4%	14	0
BELLEVUE	0	16	3	19	19	100.0%	0	0
BEREA	30	298	12	340	280	90.3%	60	0
BOWLING GREEN	3	299	4	306	299	98.7%	7	0
BRYAN	2	63	3	68	67	101.5%	1	0
CAMBRIDGE	5	88	2	95	87	96.7%	8	0
CAMPBELL	7	140	0	147	109	77.9%	38	0
CANTON	37	1,494	163	1,694	1,639	98.9%	55	0
CELINA	0	31	0	31	29	93.5%	2	0
CHAMPAIGN COUNTY	19	153	48	220	214	106.5%	6	0
CHARDON	8	84	11	103	98	103.2%	5	0
CHILLICOTHE	15	283	130	428	408	98.8%	20	0
CIRCLEVILLE	20	275	59	354	327	97.9%	27	0
CLARK COUNTY	20	1,452	242	1,714	1,711	101.0%	3	0
CLERMONT COUNTY	31	942	142	1,115	1,066	98.3%	49	7
CLEVELAND	370	7,392	93	7,855	7,069	94.4%	786	0
CLEVELAND HEIGHTS	2	163	16	181	175	97.8%	6	0
CLEVELAND HOUSING	0	0	0	0	0	-	0	0
CLINTON COUNTY	20	112	0	132	106	94.6%	26	0
CONNEAUT	3	71	17	91	81	92.0%	10	0
COSHOCTON	2	52	1	55	54	101.9%	1	0
CRAWFORD COUNTY	1	66	1	68	65	97.0%	3	0
CUYAHOGA FALLS	28	826	118	972	943	99.9%	29	0
DAYTON	28	1,819	379	2,226	2,192	99.7%	34	0
DEFIANCE	5	101	1	107	104	102.0%	3	0
DELAWARE	1	177	17	195	192	99.0%	3	0
EAST CLEVELAND	2	344	1	347	338	98.0%	9	0
EAST LIVERPOOL	9	58	3	70	68	111.5%	2	0
EATON	32	121	2	155	121	98.4%	34	0
ELYRIA	62	990	48	1,100	1,034	99.6%	66	0
EUCLID	3	354	0	357	357	100.8%	0	0
FAIRBORN	2	308	99	409	394	96.8%	15	0
FAIRFIELD	50	335	48	433	387	101.0%	46	21
FINDLAY	9	81	0	90	90	111.1%	0	0
FOSTORIA	4	113	6	123	122	102.5%	1	0
FRANKLIN	8	184	29	221	210	98.6%	11	4
FRANKLIN COUNTY	1,418	6,983	2,063	10,464	10,281	113.7%	183	0
FRANKLIN CO. ENVIRO.	0	0	0	0	0	-	0	0
FREMONT	4	276	24	304	299	99.7%	5	0
GALLIPOLIS	6	119	42	167	157	97.5%	10	0
GARFIELD HEIGHTS	2	304	1	307	303	99.3%	4	0
GIRARD	21	245	35	301	279	99.6%	22	4
HAMILTON	48	1,459	205	1,712	1,658	99.6%	54	0
HAMILTON COUNTY	297	8,632	1,416	10,345	10,043	100.0%	302	0
HARDIN COUNTY	0	47	0	47	47	100.0%	0	0
HILLSBORO	3	143	28	174	171	100.0%	3	0
HOCKING COUNTY	42	108	2	152	88	80.0%	64	53
HURON	4	51	1	56	48	92.3%	8	3
IRONTON	10	219	3	232	214	96.4%	18	0
JACKSON COUNTY	2	149	65	216	216	100.9%	0	0
KETTERING	2	205	66	273	272	100.4%	1	0
LAKEWOOD	76	393	0	469	395	100.5%	74	0

MUNICIPAL COURTS
FELONY OVERALL CASELOADS (continued)
2001

<u>COURT</u>	<u>CASES PENDING JANUARY 1</u>	<u>NEW FILINGS</u>	<u>REACTIVATIONS AND TRANSFERS</u>	<u>TOTAL CASES</u>	<u>TOTAL TERMIN- ATIONS</u>	<u>CLEARANCE RATE</u>	<u>CASES PENDING DECEMBER 31</u>	<u>CASES PENDING BEYOND TIME GUIDELINES</u>
LANCASTER (Fairfield County)	1	351	80	432	432	100.2%	0	0
LAWRENCE COUNTY	26	184	44	254	204	89.5%	50	34
LEBANON	48	190	3	241	164	85.0%	77	50
LICKING COUNTY	11	509	10	530	527	101.5%	3	0
LIMA	22	324	1	347	335	103.1%	12	0
LORAIN	436	777	0	1,213	642	82.6%	571	0
LYNDHURST	7	165	0	172	147	89.1%	25	0
MADISON COUNTY	4	87	2	93	90	101.1%	3	0
MANSFIELD	4	380	17	401	393	99.0%	8	0
MARIETTA	10	209	5	224	221	103.3%	3	1
MARION	12	222	17	251	230	96.2%	21	0
MARYSVILLE	2	72	1	75	72	98.6%	3	0
MASON	5	312	52	369	358	98.4%	11	0
MASSILLON	26	563	23	612	573	97.8%	39	0
MAUMEE	19	208	63	290	261	96.3%	29	3
MEDINA	18	165	17	200	189	103.8%	11	0
MENTOR	4	196	44	244	229	95.4%	15	0
MIAMI	257	971	353	1,581	1,230	92.9%	351	0
MIAMISBURG	7	236	80	323	322	101.9%	1	0
MIDDLETOWN	38	807	38	883	826	97.8%	57	3
MOUNT VERNON	0	22	0	22	21	95.5%	1	0
NAPOLEON	7	139	0	146	131	94.2%	15	0
NEW PHILADELPHIA	1	67	2	70	67	97.1%	3	0
NEWTON FALLS	8	125	12	145	140	102.2%	5	0
NILES	27	339	105	471	451	101.6%	20	7
NORWALK	3	285	277	565	560	99.6%	5	0
OAKWOOD	0	6	0	6	6	100.0%	0	0
OBERLIN	39	166	1	206	139	83.2%	67	0
OREGON	14	222	79	315	288	95.7%	27	0
OTTAWA COUNTY	36	72	5	113	101	131.2%	12	2
PAINESVILLE	25	468	75	568	548	100.9%	20	0
PARMA	19	564	0	583	573	101.6%	10	0
PERRYSBURG	20	308	0	328	185	60.1%	143	0
PORTAGE CO. - KENT	10	262	33	305	294	99.7%	11	0
PORTAGE CO. - RAV.	12	627	79	718	703	99.6%	15	0
PORTSMOUTH	81	845	248	1,174	1,149	105.1%	25	0
ROCKY RIVER	22	438	126	586	564	100.0%	22	0
SANDUSKY	145	953	127	1,225	1,018	94.3%	207	138
SHAKER HEIGHTS	12	97	6	115	70	68.0%	45	0
SHELBY	0	23	1	24	22	91.7%	2	0
SIDNEY	5	154	4	163	159	100.6%	4	0
SOUTH EUCLID	0	70	23	93	88	94.6%	5	0
STEBENVILLE	59	217	0	276	236	108.8%	40	0
STRUTHERS	36	70	1	107	95	133.8%	12	8
SYLVANIA	22	517	228	767	753	101.1%	14	0
TIFFIN	3	77	3	83	81	101.3%	2	0
TOLEDO	401	4,095	1,703	6,199	5,781	99.7%	418	0
TOLEDO HOUSING	0	0	0	0	0	-	0	0
UPPER SANDUSKY	2	41	1	44	43	102.4%	1	0
VAN WERT COUNTY	6	53	0	59	56	105.7%	3	0
VANDALIA	3	275	102	380	376	99.7%	4	0
VERMILION	5	118	74	197	177	92.2%	20	11
WADSWORTH	5	100	4	109	106	101.9%	3	0
WARREN	91	671	22	784	676	97.5%	108	74
WASHINGTON C. H.	10	113	0	123	119	105.3%	4	1
WAYNE COUNTY	3	115	2	120	116	99.1%	4	0
WILLOUGHBY	100	474	3	577	471	98.7%	106	0
XENIA	11	275	16	302	280	96.2%	22	1
YOUNGSTOWN	34	768	24	826	812	102.5%	14	0
ZANESVILLE	0	66	0	66	66	100.0%	0	0
STATEWIDE	5,234	65,869	11,271	82,374	77,242	100.1%	5,132	430

121

MUNICIPAL COURTS
FELONY TERMINATIONS
2001

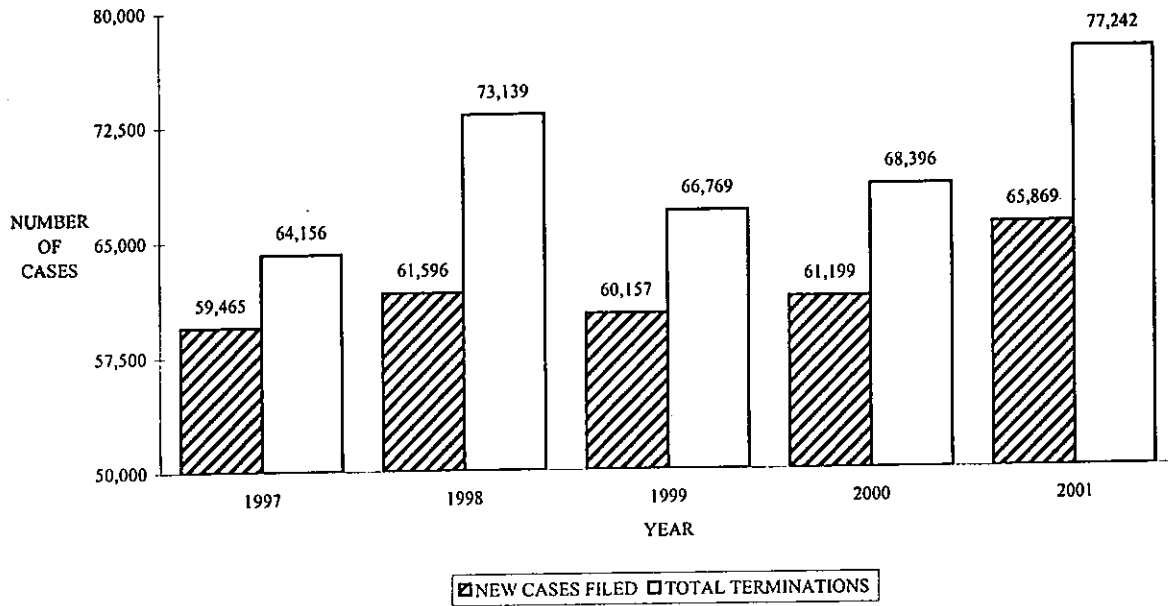
<u>COURT</u>	<u>PRELIMINARY HEARING BIDOVER</u>	<u>WAIVER PRELIMINARY HEARING</u>	<u>DISMISSAL: LACK OF SPEEDY TRIAL</u>	<u>OTHER DISMIS- SALS</u>	<u>UNAVAIL- ABILITY OF ACCUSED</u>	<u>BANKRUPTCY STAY/INTER- LOCUTORY APPEAL</u>	<u>OTHER TERMIN- ATIONS</u>	<u>TOTAL TERMIN- ATIONS</u>
AKRON	45	2,770	0	593	1,176	0	24	4,608
ALLIANCE	203	0	0	27	0	0	0	230
ASHLAND	0	0	0	0	0	0	0	0
ASHTABULA	146	172	0	65	60	0	13	456
ATHENS COUNTY	30	12	0	161	27	0	0	230
AUGLAIZE COUNTY	4	17	0	72	10	0	17	120
AVON LAKE	3	78	1	35	8	0	5	130
BARBERTON	0	621	0	193	74	0	0	888
BEDFORD	40	375	0	36	6	0	7	464
BELLEFONTAINE	0	156	0	44	24	0	0	224
BELLEVUE	5	0	0	3	4	0	7	19
BEREA	6	5	0	113	6	0	150	280
BOWLING GREEN	2	105	0	163	29	0	0	299
BRYAN	1	33	0	30	3	0	0	67
CAMBRIDGE	23	21	0	38	4	0	1	87
CAMPBELL	42	22	5	40	0	0	0	109
CANTON	144	55	0	1,210	229	0	1	1,639
CELINA	2	8	0	19	0	0	0	29
CHAMPAIGN COUNTY	38	4	0	124	48	0	0	214
CHARDON	28	34	0	23	13	0	0	98
CHILLICOTHE	107	93	0	78	130	0	0	408
CIRCLEVILLE	213	2	0	42	70	0	0	327
CLARK COUNTY	5	0	0	1,246	460	0	0	1,711
CLERMONT COUNTY	229	0	0	658	162	0	17	1,066
CLEVELAND	1,342	4,507	0	825	395	0	0	7,069
CLEVELAND HEIGHTS	25	67	0	63	20	0	0	175
CLEVELAND HOUSING	0	0	0	0	0	0	0	0
CLINTON COUNTY	95	0	0	11	0	0	0	106
CONNEAUT	12	25	0	30	14	0	0	81
COSHOCTON	29	2	0	19	4	0	0	54
CRAWFORD COUNTY	2	49	1	6	7	0	0	65
CUYAHOGA FALLS	40	422	0	344	137	0	0	943
DAYTON	462	239	0	1,099	392	0	0	2,192
DEFIANCE	11	46	0	41	5	0	1	104
DELAWARE	6	18	0	149	19	0	0	192
EAST CLEVELAND	159	123	17	27	1	0	11	338
EAST LIVERPOOL	7	25	13	15	8	0	0	68
EATON	33	27	0	12	0	0	49	121
ELYRIA	51	649	0	267	66	0	1	1,034
EUCLID	5	337	0	15	0	0	0	357
FAIRBORN	0	5	0	243	146	0	0	394
FAIRFIELD	77	72	0	142	89	0	7	387
FINDLAY	0	23	0	67	0	0	0	90
FOSTORIA	2	66	0	48	5	0	1	122
FRANKLIN	89	63	0	38	20	0	0	210
FRANKLIN COUNTY	8	109	0	6,771	3,361	0	32	10,281
FRANKLIN CO. ENVIRO.	0	0	0	0	0	0	0	0
FREMONT	10	134	0	134	21	0	0	299
GALLIPOLIS	16	40	0	62	39	0	0	157
GARFIELD HEIGHTS	3	281	0	19	0	0	0	303
GIRARD	7	105	0	133	33	0	1	279
HAMILTON	510	260	0	626	262	0	0	1,658
HAMILTON COUNTY	4	1	0	8,000	156	0	1,882	10,043
HARDIN COUNTY	23	0	0	24	0	0	0	47
HILLSBORO	72	0	0	36	63	0	0	171
HOCKING COUNTY	10	4	56	16	0	0	2	88
HURON	13	27	0	6	2	0	0	48
IRONTON	31	74	3	84	22	0	0	214
JACKSON COUNTY	93	2	0	47	74	0	0	216
KETTERING	39	90	0	68	73	0	2	272
LAKEWOOD	61	173	0	109	0	0	52	395

MUNICIPAL COURTS
FELONY TERMINATIONS (continued)
2001

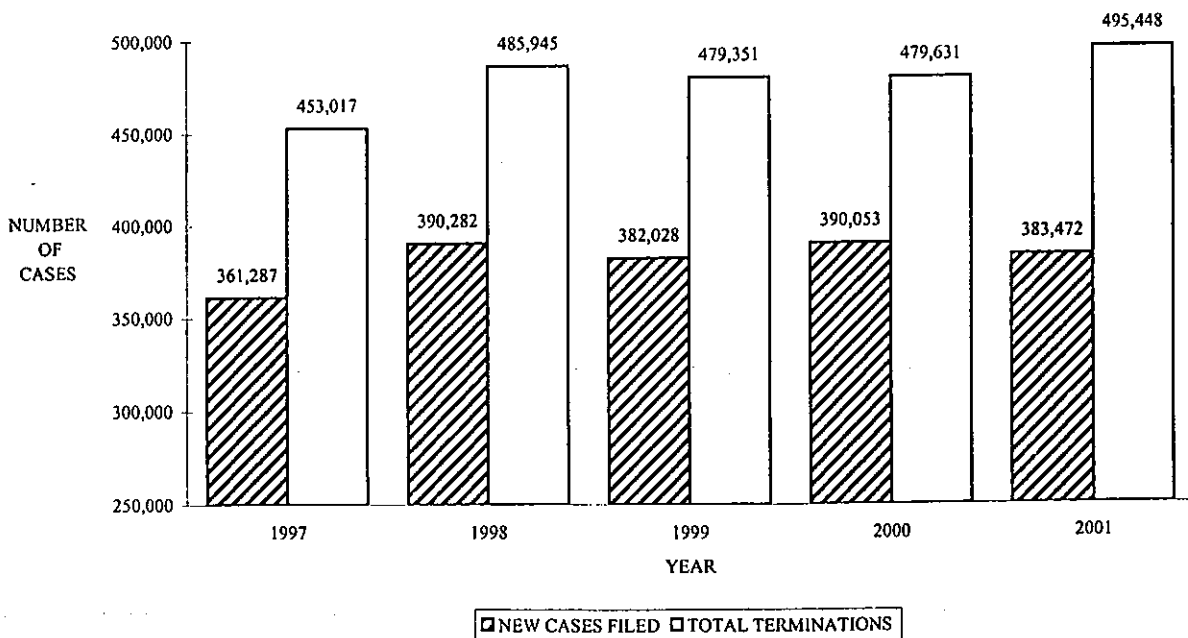
<i>COURT</i>	<i>PRELIMINARY HEARING BIDOVER</i>	<i>WAIVER PRELIMINARY HEARING</i>	<i>DISMISSAL: LACK OF SPEEDY TRIAL</i>	<i>OTHER DISMIS- SALS</i>	<i>UNAVAIL- ABILITY OF ACCUSED</i>	<i>BANKRUPTCY STAY/INTER- LOCUTORY APPEAL</i>	<i>OTHER TERMIN- ATIONS</i>	<i>TOTAL TERMIN- ATIONS</i>
LANCASTER (Fairfield Co.)	76	103	0	75	178	0	0	432
LAWRENCE COUNTY	75	7	0	97	25	0	0	204
LEBANON	94	11	0	55	3	0	1	164
LICKING COUNTY	430	0	0	43	54	0	0	527
LIMA	73	197	0	31	0	0	34	335
LORAIN	325	213	0	104	0	0	0	642
LYNDHURST	18	123	0	5	1	0	0	147
MADISON COUNTY	57	0	0	3	30	0	0	90
MANSFIELD	14	289	0	64	24	0	2	393
MARIETTA	30	90	0	82	19	0	0	221
MARION	11	96	0	99	11	0	13	230
MARYSVILLE	23	0	0	45	4	0	0	72
MASON	95	148	0	34	79	0	2	358
MASSILLON	71	142	0	320	39	0	1	573
MAUMEE	4	52	0	139	64	0	2	261
MEDINA	21	144	0	22	2	0	0	189
MENTOR	6	80	0	97	44	0	2	229
MIAMI	251	265	0	370	311	2	31	1,230
MIAMISBURG	29	131	0	61	101	0	0	322
MIDDLETOWN	390	157	0	238	2	0	39	826
MOUNT VERNON	0	18	0	2	1	0	0	21
NAPOLEON	31	72	1	22	4	0	1	131
NEW PHILADELPHIA	18	32	0	15	2	0	0	67
NEWTON FALLS	59	0	0	68	13	0	0	140
NILES	126	111	1	88	121	0	4	451
NORWALK	24	153	0	0	277	0	106	560
OAKWOOD	2	4	0	0	0	0	0	6
OBERLIN	2	74	0	63	0	0	0	139
OREGON	78	81	0	36	93	0	0	288
OTTAWA COUNTY	8	0	0	61	3	0	29	101
PAINESVILLE	46	159	0	230	96	0	17	548
PARMA	38	468	0	51	0	0	16	573
PERRYSBURG	147	0	0	24	14	0	0	185
PORTAGE CO. - KENT	37	0	0	216	41	0	0	294
PORTAGE CO. - RAV.	104	0	0	508	91	0	0	703
PORTSMOUTH	65	593	0	235	243	0	13	1,149
ROCKY RIVER	5	249	1	159	150	0	0	564
SANDUSKY	127	316	0	223	119	0	233	1,018
SHAKER HEIGHTS	3	48	0	10	9	0	0	70
SHELBY	20	0	0	0	2	0	0	22
SIDNEY	29	39	0	84	7	0	0	159
SOUTH EUCLID	0	43	0	29	16	0	0	88
STEUBENVILLE	28	95	0	113	0	0	0	236
STRUTHERS	76	0	5	7	6	0	1	95
SYLVANIA	8	168	0	304	273	0	0	753
TIFFIN	9	12	0	33	1	0	26	81
TOLEDO	29	849	0	2,995	1,908	0	0	5,781
TOLEDO HOUSING	0	0	0	0	0	0	0	0
UPPER SANDUSKY	17	0	0	19	3	0	4	43
VAN WERT COUNTY	3	45	1	5	1	0	1	56
VANDALIA	70	118	0	77	97	0	14	376
VERMILION	6	37	9	70	53	0	2	177
WADSWORTH	20	10	0	73	3	0	0	106
WARREN	52	246	0	346	27	0	5	676
WASHINGTON C. H.	12	12	0	91	2	0	2	119
WAYNE COUNTY	48	0	0	53	6	0	9	116
WILLOUGHBY	32	193	0	240	0	0	6	471
XENIA	6	1	0	253	20	0	0	280
YOUNGSTOWN	213	424	0	146	28	0	1	812
ZANESVILLE	6	60	0	0	0	0	0	66
STATEWIDE	8,360	19,626	114	33,542	12,698	2	2,900	77,242

121

MUNICIPAL COURTS - FELONY CASES
STATEWIDE NEW CASES FILED AND TOTAL TERMINATIONS COMPARISON
1997 - 2001



MUNICIPAL COURTS - MISDEMEANOR CASES
STATEWIDE NEW CASES FILED AND TOTAL TERMINATIONS COMPARISON
1997 - 2001



MUNICIPAL COURTS
MISDEMEANOR OVERALL CASELOADS
2001

<u>COURT</u>	<u>CASES PENDING JANUARY 1</u>	<u>NEW FILINGS</u>	<u>REACTIVATIONS AND TRANSFERS</u>	<u>TOTAL CASES</u>	<u>TOTAL TERMIN- ATIONS</u>	<u>CLEARANCE RATE</u>	<u>CASES PENDING DECEMBER 31</u>	<u>CASES PENDING BEYOND TIME GUIDELINES</u>
AKRON	1,004	10,675	9,496	21,175	20,358	100.9%	817	0
ALLIANCE	126	1,280	1	1,407	1,367	106.7%	40	0
ASHLAND	145	1,975	74	2,194	2,039	99.5%	155	0
ASHTABULA	1,168	1,404	213	2,785	1,588	98.2%	1,197	93
ATHENS COUNTY	311	3,218	513	4,042	3,692	99.0%	350	0
AUGLAIZE COUNTY	191	940	226	1,357	1,207	103.5%	150	0
AVON LAKE	36	461	9	506	454	96.6%	52	0
BARBERTON	221	2,982	403	3,606	3,400	100.4%	206	2
BEDFORD	243	2,890	0	3,133	2,890	100.0%	243	0
BELLEFONTAINE	351	2,333	181	2,865	2,592	103.1%	273	0
BELLEVUE	22	285	11	318	310	104.7%	8	0
BEREA	807	1,790	361	2,958	1,803	83.8%	1,155	0
BOWLING GREEN	466	3,147	74	3,687	3,229	100.2%	458	0
BRYAN	153	1,543	212	1,908	1,693	96.5%	215	3
CAMBRIDGE	334	2,862	87	3,283	2,734	92.7%	549	6
CAMPBELL	51	261	9	321	269	99.6%	52	0
CANTON	357	4,535	388	5,280	4,861	98.7%	419	0
CELINA	181	1,317	67	1,565	1,375	99.3%	190	14
CHAMPAIGN COUNTY	155	1,831	611	2,597	2,457	100.6%	140	0
CHARDON	125	1,414	239	1,778	1,638	99.1%	140	0
CHILLICOTHE	492	4,218	1,480	6,190	5,706	100.1%	484	0
CIRCLEVILLE	248	1,877	304	2,429	2,177	99.8%	252	0
CLARK COUNTY	352	3,989	1,638	5,979	5,409	96.1%	570	0
CLERMONT COUNTY	581	6,110	1,431	8,122	7,440	98.7%	682	1
CLEVELAND	2,993	41,753	13,725	58,471	54,282	97.8%	4,189	4
CLEVELAND HEIGHTS	225	2,492	426	3,143	2,890	99.0%	253	0
CLEVELAND HOUSING	7,431	5,809	160	13,400	5,506	92.2%	7,894	0
CLINTON COUNTY	765	1,467	0	2,232	1,232	84.0%	1,000	0
CONNEAUT	45	526	42	613	543	95.6%	70	2
COSHOCTON	39	756	116	911	827	94.8%	84	0
CRAWFORD COUNTY	108	1,254	6	1,368	1,240	98.4%	128	0
CUYAHOGA FALLS	789	4,020	127	4,936	3,863	93.2%	1,073	0
DAYTON	592	13,331	3,441	17,364	16,607	99.0%	757	0
DEFIANCE	148	1,632	180	1,960	1,784	98.5%	176	0
DELAWARE	135	1,909	235	2,279	2,067	96.4%	212	3
EAST CLEVELAND	485	1,556	396	2,437	2,573	131.8%	538	0
EAST LIVERPOOL	475	1,197	43	1,715	1,422	114.7%	293	0
EATON	289	1,452	8	1,749	1,478	101.2%	271	0
ELYRIA	518	3,920	367	4,805	4,230	98.7%	575	0
EUCLID	84	1,225	0	1,309	1,252	102.2%	57	0
FAIRBORN	503	2,891	694	4,088	3,649	101.8%	439	5
FAIRFIELD	299	1,689	168	2,156	1,882	101.3%	274	11
FINDLAY	275	2,458	326	3,059	2,602	93.5%	457	1
FOSTORIA	61	695	80	836	777	100.3%	59	4
FRANKLIN	112	1,064	440	1,616	1,468	97.6%	148	16
FRANKLIN COUNTY	16,127	27,798	17,934	61,859	56,626	123.8%	5,233	552
FRANKLIN CO. ENVIRO.	588	4,902	1,872	7,362	6,784	100.1%	578	0
FREMONT	105	1,448	94	1,647	1,545	100.2%	102	2
GALLIPOLIS	135	1,654	321	2,110	1,924	97.4%	186	2
GARFIELD HEIGHTS	185	2,333	256	2,774	2,567	99.2%	207	0
GIRARD	82	814	163	1,059	964	98.7%	95	3
HAMILTON	456	5,661	2,014	8,131	7,599	99.0%	532	77
HAMILTON COUNTY	4,530	33,712	11,494	49,736	44,217	97.8%	5,519	0
HARDIN COUNTY	38	725	69	832	781	98.4%	51	0
HILLSBORO	65	1,645	737	2,447	2,381	100.0%	66	0
HOCKING COUNTY	668	1,242	58	1,968	1,025	78.8%	943	660
HURON	47	529	5	581	543	101.7%	38	5
IRONTON	170	1,058	8	1,236	1,063	99.7%	173	0
JACKSON COUNTY	520	2,172	656	3,348	3,046	107.7%	302	31
KETTERING	225	2,310	381	2,916	2,733	101.6%	183	0
LAKEWOOD	379	1,690	13	2,082	1,726	101.4%	356	0

MUNICIPAL COURTS
MISDEMEANOR OVERALL CASELOADS (continued)
2001

<u>COURT</u>	<u>CASES PENDING JANUARY 1</u>	<u>NEW FILINGS</u>	<u>REACTIVATIONS AND TRANSFERS</u>	<u>TOTAL CASES</u>	<u>TOTAL TERMIN- ATIONS</u>	<u>CLEARANCE RATE</u>	<u>CASES PENDING DECEMBER 31</u>	<u>CASES PENDING BEYOND TIME GUIDELINES</u>
LANCASTER (Fairfield County)	306	2,197	300	2,803	2,448	98.0%	355	0
LAWRENCE COUNTY	176	865	51	1,092	786	85.8%	306	125
LEBANON	482	892	19	1,393	1,015	111.4%	378	184
LICKING COUNTY	289	2,298	300	2,887	2,675	103.0%	212	0
LIMA	660	4,141	79	4,880	4,201	99.5%	679	38
LORAIN	7,816	2,584	3	10,403	2,317	89.6%	8,086	0
LYNDHURST	247	955	51	1,253	936	93.0%	317	24
MADISON COUNTY	124	771	87	982	835	97.3%	147	0
MANSFIELD	1,885	6,164	575	8,624	5,040	74.8%	3,584	54
MARIETTA	315	2,211	74	2,600	2,274	99.5%	326	14
MARION	217	3,051	319	3,587	3,277	97.2%	310	0
MARYSVILLE	105	887	97	1,089	985	100.1%	104	0
MASON	89	1,278	115	1,482	1,297	93.1%	185	1
MASSILLON	267	2,630	118	3,015	2,724	99.1%	291	2
MAUMEE	169	1,255	428	1,852	1,611	95.7%	241	6
MEDINA	423	1,586	169	2,178	1,765	100.6%	413	66
MENTOR	115	1,577	183	1,875	1,765	100.3%	110	0
MIAMI	827	4,675	1,048	6,550	5,590	97.7%	960	0
MIAMISBURG	330	2,230	502	3,062	2,768	101.3%	294	1
MIDDLETOWN	300	5,102	328	5,730	5,427	99.9%	303	3
MOUNT VERNON	231	1,156	1	1,388	1,186	102.5%	202	2
NAPOLEON	77	889	0	966	839	94.4%	127	0
NEW PHILADELPHIA	444	1,608	248	2,300	1,733	93.4%	567	29
NEWTON FALLS	122	722	90	934	759	93.5%	175	0
NILES	160	1,189	228	1,577	1,258	88.8%	319	16
NORWALK	104	2,311	680	3,095	2,913	97.4%	182	0
OAKWOOD	63	125	0	188	113	90.4%	75	0
OBERLIN	458	1,024	0	1,482	1,017	99.3%	465	0
OREGON	135	1,637	633	2,405	2,264	99.7%	141	0
OTTAWA COUNTY	344	1,525	251	2,120	1,709	96.2%	411	4
PAINESVILLE	131	2,109	321	2,561	2,411	99.2%	150	1
PARMA	483	4,021	85	4,589	4,174	101.7%	415	0
PERRYSBURG	387	1,698	0	2,085	848	49.9%	1,237	0
PORTAGE CO. - KENT	361	3,428	367	4,156	3,296	86.9%	860	112
PORTAGE CO. - RAV.	735	3,787	863	5,385	4,404	94.7%	981	120
PORTSMOUTH	981	3,169	1,336	5,486	5,036	111.8%	450	23
ROCKY RIVER	274	2,574	755	3,603	3,347	100.5%	256	0
SANDUSKY	1,709	4,339	771	6,819	5,458	106.8%	1,361	0
SHAKER HEIGHTS	689	1,120	596	2,405	1,492	86.9%	913	0
SHELBY	53	492	2	547	508	102.8%	39	0
SIDNEY	168	2,523	230	2,921	2,686	97.6%	235	0
SOUTH EUCLID	51	395	89	535	459	94.8%	76	3
STEUBENVILLE	204	921	0	1,125	961	104.3%	164	0
STRUTHERS	540	536	6	1,082	697	128.6%	385	244
SYLVANIA	302	1,678	958	2,938	2,650	100.5%	288	0
TIFFIN	112	1,181	88	1,381	1,251	98.6%	130	2
TOLEDO	3,584	17,673	15,362	36,619	34,320	103.9%	2,299	0
TOLEDO HOUSING	224	75	41	340	258	222.4%	82	0
UPPER SANDUSKY	57	832	36	925	848	97.7%	77	0
VAN WERT COUNTY	47	699	0	746	682	97.6%	64	2
VANDALIA	245	3,287	790	4,322	4,013	98.4%	309	0
VERMILION	62	733	201	996	883	94.5%	113	12
WADSWORTH	143	863	66	1,072	902	97.1%	170	0
WARREN	401	2,136	203	2,740	2,242	95.9%	498	14
WASHINGTON C.H.	100	1,203	63	1,366	1,288	101.7%	78	0
WAYNE COUNTY	89	1,602	80	1,771	1,653	98.3%	118	0
WILLOUGHBY	2,544	4,869	47	7,460	4,964	101.0%	2,496	0
XENIA	792	4,293	353	5,438	4,882	105.1%	556	2
YOUNGSTOWN	3,219	3,670	353	7,242	5,022	124.8%	2,220	0
ZANESVILLE	16	1,905	0	1,921	1,900	99.7%	21	0
STATEWIDE	84,794	383,472	106,122	574,388	495,448	101.2%	78,940	2,601

**MUNICIPAL COURTS
MISDEMEANOR TERMINATIONS
2001**

COURT	JURY TRIAL	COURT TRIAL	GUILTY/NO CONTEST TO ORIGINAL CHARGE		GUILTY/NO CONTEST TO REDUCED	DISMISSAL: LACK OF SPEEDY TRIAL	OTHER DISMISSALS	VIOLATIONS BUREAU	TRANSFERRED OUT	UNAVAIL. OF PARTY	BANKRUPTCY		OTHER TERMINATIONS
			JUDGE	MAGISTRATE							STAY / INTER-LOCUTORY APPEAL		
AKRON	32	78	8,909	3	1,562	8	1,569	188	1,075	6,301	0	633	
ALLIANCE	36	29	782	0	155	0	115	1	0	40	0	209	
ASHLAND	19	54	1,218	0	54	0	264	332	0	98	0	0	
ASHTABULA	7	55	673	32	66	0	364	29	1	205	0	156	
ATHENS COUNTY	0	166	855	3	483	0	945	843	0	394	0	3	
AUGLAIZE COUNTY	5	13	519	0	73	0	170	194	15	184	0	34	
AVON LAKE	3	0	250	0	25	2	73	62	15	15	0	9	
BARBERTON	6	41	1,941	0	174	6	384	245	109	494	0	0	
BEDFORD	20	81	1,785	0	47	0	613	127	0	156	0	61	
BELLEFONTAINE	0	41	1,673	0	98	1	319	184	0	276	0	0	
BELLEVUE	0	4	212	0	14	4	20	31	0	25	0	0	
BEREA	0	14	1,030	3	0	0	359	91	0	272	0	34	
BOWLING GREEN	3	5	721	459	287	0	961	634	2	156	1	0	
BRYAN	4	20	940	0	33	4	320	57	0	310	0	5	
CAMBRIDGE	1	100	1,152	98	81	0	608	245	0	253	0	196	
CAMPBELL	0	0	142	0	56	0	68	3	0	0	0	0	
CANTON	18	16	3,047	171	373	0	717	63	10	420	0	26	
CELINA	4	45	941	0	14	0	281	0	3	87	0	0	
CHAMPAIGN COUNTY	14	118	901	0	76	0	513	139	0	696	0	0	
CHARDON	4	12	682	0	89	7	350	227	62	205	0	0	
CHILLICOTHE	40	50	1,694	0	243	0	1,372	848	0	1,456	0	3	
CIRCLEVILLE	4	118	866	3	155	2	359	260	1	407	0	2	
CLARK COUNTY	2	76	1,266	439	523	0	1,547	194	1	1,338	0	23	
CLERMONT COUNTY	6	156	2,971	0	588	3	1,079	949	66	1,611	2	9	
CLEVELAND	14	378	19,089	1,217	1,780	7	16,196	2,487	337	12,769	0	8	
CLEVELAND HEIGHTS	13	197	812	647	57	0	450	261	0	429	0	24	
CLEVELAND HOUSING	0	0	923	0	0	0	2,445	411	0	1,538	4	185	
CLINTON COUNTY	3	50	509	0	77	15	232	15	0	331	0	0	
CONNEAUT	2	9	293	0	38	3	89	49	0	60	0	0	
COSHOCTON	0	42	426	0	39	8	102	91	3	82	0	34	
CRAWFORD COUNTY	18	16	702	1	76	9	120	191	0	107	0	0	
CUYAHOGA FALLS	15	70	2,404	0	363	0	509	235	6	130	0	131	
DAYTON	2	233	2,611	4,313	1,028	13	1,966	2,139	150	3,665	0	487	
DEFIANCE	0	25	1,293	0	53	0	180	5	0	205	0	23	
DELAWARE	21	32	797	172	27	0	325	403	0	280	0	10	
EAST CLEVELAND	0	290	958	44	1	142	383	0	0	711	0	44	
EAST LIVERPOOL	7	5	689	0	89	46	45	85	63	379	0	14	
EATON	1	5	643	0	136	0	171	332	1	184	0	5	
ELYRIA	6	42	2,199	79	295	1	524	316	8	751	0	9	
EUCLID	4	4	1,056	0	96	1	84	7	0	0	0	0	
FAIRBORN	5	61	1,470	4	465	0	418	473	0	735	1	17	
FAIRFIELD	2	31	583	0	140	0	529	74	40	452	0	31	
FINDLAY	2	12	1,426	0	171	1	216	103	137	209	0	325	
FOSTORIA	0	12	431	0	23	0	67	140	3	100	0	1	
FRANKLIN	1	13	653	0	57	0	380	49	59	252	0	4	
FRANKLIN COUNTY	41	33	7,523	0	6,358	3	10,874	681	1,665	23,624	0	5,824	
FRANKLIN CO. ENVIRO.	5	10	1,762	0	28	0	794	1,780	0	2,148	0	257	
FREMONT	1	3	941	0	107	8	200	198	0	82	0	5	
GALLIPOLIS	0	32	744	11	108	11	427	122	2	459	0	8	
GARFIELD HEIGHTS	5	45	1,446	60	183	12	413	69	7	326	0	1	
GIRARD	0	130	305	135	65	1	159	1	23	145	0	0	
HAMILTON	1	234	3,570	109	146	10	1,072	141	94	2,168	0	54	
HAMILTON COUNTY	13	1,348	14,561	3,331	2,266	4	8,848	2,629	155	9,679	0	1,383	
HARDIN COUNTY	0	7	440	0	48	0	105	91	0	66	0	24	
HILLSBORO	2	10	652	0	0	0	569	195	0	929	0	24	
HOCKING COUNTY	50	3	359	0	24	140	98	311	0	2	0	38	
HURON	0	2	226	0	31	1	145	81	10	47	0	0	
IRONTON	16	26	456	3	32	2	300	16	0	212	0	0	
JACKSON COUNTY	10	89	1,127	1	74	6	496	306	21	892	0	24	
KETTERING	0	50	1,142	0	633	0	226	231	0	431	3	17	
LAKWOOD	7	111	880	0	37	0	295	253	0	0	0	143	

MUNICIPAL COURTS
MISDEMEANOR TERMINATIONS (continued)
2001

COURT	JURY TRIAL	COURT TRIAL	GUILTY/NO CONTEST TO ORIGINAL CHARGE		GUILTY/NO CONTEST TO REDUCED	DISMISSAL: LACK OF SPEEDY TRIAL	OTHER DISMISSALS	VIOLATIONS BUREAU	TRANSFERRED OUT	UNAVAILABILITY OF PARTY	BANKRUPTCY		OTHER TERMINATIONS
			JUDGE	MAGISTRATE							STAY / INTER-LOCUTORY APPEAL	STAY / INTER-LOCUTORY APPEAL	
LANCASTER (Fairfield Co.)	8	16	1,116	0	281	0	455	178	13	381	0	0	0
LAWRENCE COUNTY	47	50	310	0	1	1	260	11	9	97	0	0	0
LEBANON	0	25	399	1	87	2	186	66	1	248	0	0	0
LICKING COUNTY	18	186	1,430	0	33	0	286	230	14	470	0	0	8
LIMA	0	62	2,170	8	346	1	1,296	241	25	0	0	0	52
LORAIN	3	63	1,810	0	157	0	237	36	1	0	0	0	10
LYNDHURST	6	18	685	0	0	0	116	12	4	92	0	0	3
MADISON COUNTY	6	18	345	0	102	0	199	20	0	145	0	0	0
MANSFIELD	8	51	1,626	828	86	0	1,175	247	16	686	0	0	317
MARIETTA	12	46	1,250	0	106	0	428	182	0	250	0	0	0
MARION	3	20	2,146	0	137	0	411	293	0	188	0	0	79
MARYSVILLE	5	58	540	0	8	2	112	120	18	122	0	0	0
MASON	2	44	543	0	135	3	219	84	55	211	0	0	1
MASSILLON	7	8	994	686	351	0	191	214	99	171	0	0	3
MAUMEE	2	5	475	0	186	17	203	252	0	454	0	0	17
MEDINA	0	47	789	202	197	0	232	160	0	136	1	1	1
MENTOR	8	7	951	0	208	0	229	139	7	211	0	0	5
MIAMI	1	95	1,906	40	890	0	1,127	546	14	781	0	0	190
MIAMISBURG	0	30	1,106	58	429	0	533	102	0	505	0	0	5
MIDDLETOWN	3	429	3,202	0	401	0	497	316	0	194	0	0	385
MOUNT VERNON	2	25	704	0	88	0	139	139	0	89	0	0	0
NAPOLEON	2	9	604	0	27	10	84	62	1	22	0	0	18
NEW PHILADELPHIA	12	52	455	396	72	7	280	186	2	255	0	0	16
NEWTON FALLS	0	59	287	0	78	0	238	35	0	62	0	0	0
NILES	0	11	574	0	66	5	346	0	0	239	0	0	17
NORWALK	15	40	1,429	0	1	0	0	497	22	731	1	1	177
OAKWOOD	0	1	45	0	14	0	17	36	0	0	0	0	0
OBERLIN	0	6	468	0	105	0	324	104	0	2	0	0	8
OREGON	0	9	958	0	121	0	447	14	0	713	0	0	2
OTTAWA COUNTY	5	15	559	0	119	0	333	449	0	178	0	0	51
PAINESVILLE	0	6	1,105	50	46	0	413	554	11	220	0	0	6
PARMA	7	12	795	1,788	525	3	465	142	238	162	0	0	37
PERRYSBURG	4	6	452	0	9	8	195	145	0	29	0	0	0
PORTAGE CO. - KENT	6	28	1,314	0	400	0	452	687	89	306	13	1	1
PORTAGE CO. - RAV.	15	59	1,674	22	413	0	1,161	198	234	612	11	1	5
PORTSMOUTH	6	8	2,317	0	53	1	1,115	138	40	1,325	0	0	33
ROCKY RIVER	7	18	948	374	324	0	421	479	155	620	0	0	1
SANDUSKY	1	145	2,970	0	184	0	930	294	1	908	0	0	25
SHAKER HEIGHTS	2	12	726	109	10	0	348	1	0	198	0	0	86
SHELBY	6	0	225	0	167	0	21	56	0	33	0	0	0
SIDNEY	1	34	1,098	0	229	1	359	651	1	312	0	0	0
SOUTH EUCLID	1	10	251	0	52	0	77	5	0	62	1	1	0
STEUBENVILLE	0	18	606	0	12	10	262	24	25	0	0	0	4
STRUTHERS	1	105	263	1	108	12	123	3	1	75	0	0	5
SYLVANIA	0	5	582	0	333	0	603	43	0	1,084	0	0	0
TIFFIN	11	35	563	1	66	0	218	235	3	108	7	7	4
TOLEDO	13	106	4,614	1,429	2,369	796	5,744	61	0	18,312	1	1	875
TOLEDO HOUSING	2	4	67	1	7	0	91	0	0	27	0	0	59
UPPER SANDUSKY	0	22	589	0	19	0	47	115	0	56	0	0	0
VAN WERT COUNTY	7	16	334	0	9	4	173	127	1	2	0	0	9
VANDALIA	0	17	1,528	0	738	0	821	92	0	817	0	0	0
VERMILION	0	8	414	0	61	34	113	65	0	170	0	0	18
WADSWORTH	9	5	352	0	91	0	154	90	1	188	2	2	10
WARREN	0	26	1,118	0	257	0	588	9	14	212	0	0	18
WASHINGTON C.H.	2	40	791	0	108	2	183	90	1	69	0	0	2
WAYNE COUNTY	7	220	623	372	15	0	175	238	0	2	0	0	1
WILLOUGHBY	3	15	3,213	0	1	0	654	1,000	34	0	0	0	44
XENIA	13	21	2,015	0	373	24	704	1,046	5	601	2	2	78
YOUNGSTOWN	1	29	2,149	298	479	0	858	200	0	716	0	0	292
ZANESVILLE	0	159	1,501	0	44	0	142	51	0	0	0	0	3
STATEWIDE	795	7,646	176,344	18,002	32,754	1,424	92,032	32,727	5,299	114,837	50	50	13,538

MUNICIPAL COURTS
O.M.V.I. OVERALL CASELOADS
2001

<u>COURT</u>	<u>CASES PENDING JANUARY 1</u>	<u>NEW FILINGS</u>	<u>REACTIVATIONS AND TRANSFERS</u>	<u>TOTAL CASES</u>	<u>TOTAL TERMIN- ATIONS</u>	<u>CLEARANCE RATE</u>	<u>CASES PENDING DECEMBER 31</u>	<u>CASES PENDING BEYOND TIME GUIDELINES</u>
AKRON	233	964	142	1,339	1,065	96.3%	274	0
ALLIANCE	33	248	0	281	260	104.8%	21	0
ASHLAND	92	614	14	720	631	100.5%	89	0
ASHTABULA	266	294	30	590	511	157.7%	79	32
ATHENS COUNTY	104	648	28	780	645	95.4%	135	0
AUGLAIZE COUNTY	90	320	12	422	353	106.3%	69	1
AVON LAKE	31	198	2	231	205	102.5%	26	0
BARBERTON	61	647	34	742	683	100.3%	59	0
BEDFORD	464	1,222	0	1,686	1,640	134.2%	46	0
BELLEFONTAINE	55	382	13	450	391	99.0%	59	0
BELLEVUE	0	48	0	48	46	95.8%	2	0
BEREA	294	728	88	1,110	566	69.4%	544	0
BOWLING GREEN	62	415	2	479	414	99.3%	65	0
BRYAN	44	310	8	362	288	90.6%	74	0
CAMBRIDGE	79	599	14	692	588	95.9%	104	0
CAMPBELL	18	93	1	112	99	105.3%	13	0
CANTON	101	1,230	45	1,376	1,267	99.4%	109	0
CELINA	37	223	3	263	228	100.9%	35	4
CHAMPAIGN COUNTY	18	269	16	303	282	98.9%	21	0
CHARDON	29	535	39	603	562	97.9%	41	0
CHILLICOTHE	191	627	183	1,001	827	102.1%	174	0
CIRCLEVILLE	55	350	7	412	341	95.5%	71	0
CLARK COUNTY	220	929	135	1,284	1,023	96.1%	261	0
CLERMONT COUNTY	314	1,609	151	2,074	1,727	98.1%	347	31
CLEVELAND	1,553	1,758	667	3,978	3,047	125.6%	931	5
CLEVELAND HEIGHTS	9	53	7	69	58	96.7%	11	0
CLEVELAND HOUSING	0	0	0	0	0	-	0	0
CLINTON COUNTY	214	451	0	665	393	87.1%	272	0
CONNEAUT	4	50	0	54	42	84.0%	12	0
COSHOCTON	8	129	4	141	126	94.7%	15	0
CRAWFORD COUNTY	45	301	1	347	316	104.6%	31	0
CUYAHOGA FALLS	89	1,220	30	1,239	1,091	94.9%	148	0
DAYTON	58	364	48	470	401	97.3%	69	0
DEFIANCE	46	408	30	484	411	93.8%	73	0
DELAWARE	72	660	31	763	578	83.6%	185	15
EAST CLEVELAND	17	93	75	185	165	98.2%	20	0
EAST LIVERPOOL	57	195	3	255	226	114.1%	29	0
EATON	50	425	18	493	381	86.0%	112	0
ELYRIA	285	1,766	72	2,123	1,699	92.4%	424	0
EUCLID	12	134	0	146	137	102.2%	9	0
FAIRBORN	212	807	115	1,134	943	102.3%	191	1
FAIRFIELD	68	392	33	493	419	98.6%	74	0
FINDLAY	86	773	30	889	682	84.9%	207	4
FOSTORIA	26	122	9	157	138	105.3%	19	0
FRANKLIN	33	362	20	415	371	97.1%	44	0
FRANKLIN COUNTY	1,344	5,210	3,145	9,699	8,437	101.0%	1,262	17
FRANKLIN CO. ENVIRO.	4	12	4	20	15	93.8%	5	0
FREMONT	36	420	11	467	417	96.8%	50	0
GALLIPOLIS	70	350	41	461	405	103.6%	56	1
GARFIELD HEIGHTS	55	475	43	573	503	97.1%	70	0
GIRARD	54	287	11	352	298	100.0%	54	0
HAMILTON	72	583	144	799	734	101.0%	65	2
HAMILTON COUNTY	745	2,278	1,205	4,228	3,500	100.5%	728	0
HARDIN COUNTY	28	145	6	179	147	97.4%	32	1
HILLSBORO	33	301	92	426	413	105.1%	13	0
HOCKING COUNTY	52	209	8	269	204	94.0%	65	48
HURON	23	149	1	173	149	99.3%	24	3
IRONTON	10	171	1	182	175	101.7%	7	0
JACKSON COUNTY	112	400	66	578	506	108.6%	72	3
KETTERING	80	468	23	571	492	100.2%	79	3
LAKEWOOD	31	250	23	304	253	92.7%	51	0

MUNICIPAL COURTS
O.M.V.I. OVERALL CASELOADS (continued)
2001

<u>COURT</u>	<u>CASES PENDING JANUARY 1</u>	<u>NEW FILINGS</u>	<u>REACTIVATIONS AND TRANSFERS</u>	<u>TOTAL CASES</u>	<u>TOTAL TERMIN- ATIONS</u>	<u>CLEARANCE RATE</u>	<u>CASES PENDING DECEMBER 31</u>	<u>CASES PENDING BEYOND TIME GUIDELINES</u>
LANCASTER (Fairfield Co.)	123	687	71	881	673	88.8%	208	0
LAWRENCE COUNTY	23	269	8	300	277	100.0%	23	21
LEBANON	55	268	3	326	257	94.8%	69	31
LICKING COUNTY	119	838	70	1,027	910	100.2%	117	2
LIMA	321	1,065	39	1,425	1,171	106.1%	254	19
LORAIN	833	343	11	1,187	225	63.6%	962	0
LYNDHURST	84	378	4	466	381	99.7%	85	6
MADISON COUNTY	59	317	20	396	348	103.3%	48	0
MANSFIELD	374	1,185	117	1,676	1,137	87.3%	539	47
MARIETTA	75	376	2	453	324	85.7%	129	2
MARION	62	490	38	590	529	100.2%	61	0
MARYSVILLE	42	313	30	385	347	101.2%	38	0
MASON	70	398	9	477	387	95.1%	90	32
MASSILLON	156	1,259	38	1,453	1,296	99.9%	157	2
MAUMEE	36	273	45	354	288	90.6%	66	10
MEDINA	304	790	66	1,160	930	108.6%	230	19
MENTOR	37	396	16	449	396	96.1%	53	2
MIAMI	438	877	224	1,539	1,108	100.6%	431	0
MIAMISBURG	153	677	62	892	782	105.8%	110	0
MIDDLETOWN	43	461	29	533	495	101.0%	38	0
MOUNT VERNON	46	302	0	348	283	93.7%	65	0
NAPOLEON	22	240	0	262	222	92.5%	40	0
NEW PHILADELPHIA	204	523	65	792	594	101.0%	198	13
NEWTON FALLS	60	273	4	337	261	94.2%	76	0
NILES	102	373	38	513	450	109.5%	63	1
NORWALK	27	405	18	450	413	97.6%	37	0
OAKWOOD	7	38	0	45	30	78.9%	15	0
OBERLIN	146	268	0	414	269	100.4%	145	0
OREGON	34	227	27	288	256	100.8%	32	0
OTTAWA COUNTY	158	373	47	578	341	81.2%	237	3
PAINESVILLE	55	525	6	586	541	101.9%	45	0
PARMA	123	501	33	657	573	107.3%	84	0
PERRYSBURG	77	610	0	687	499	81.8%	188	0
PORTAGE CO. - KENT	140	518	57	715	537	93.4%	178	21
PORTAGE CO. - RAV.	468	1,419	134	2,021	1,496	96.3%	525	40
PORTSMOUTH	303	751	94	1,148	967	114.4%	181	22
ROCKY RIVER	129	822	141	1,092	983	102.1%	109	0
SANDUSKY	336	721	148	1,205	772	88.8%	433	0
SHAKER HEIGHTS	263	216	101	580	310	97.8%	270	0
SHELBY	11	112	0	123	110	98.2%	13	1
SIDNEY	92	406	25	523	472	109.5%	51	0
SOUTH EUCLID	5	52	3	60	42	76.4%	18	0
STEUBENVILLE	13	69	0	82	77	111.6%	5	0
STRUTHERS	203	75	1	279	136	178.9%	143	82
SYLVANIA	187	859	210	1,256	1,117	104.5%	139	0
TIFFIN	47	223	9	279	238	102.6%	41	0
TOLEDO	323	791	524	1,638	1,414	107.5%	224	0
TOLEDO HOUSING	0	0	0	0	0	-	0	0
UPPER SANDUSKY	17	232	2	251	220	94.0%	31	0
VAN WERT COUNTY	12	240	0	252	226	94.2%	26	9
VANDALIA	124	673	81	878	786	104.2%	92	0
VERMILION	35	246	9	290	221	86.7%	69	3
WADSWORTH	57	280	11	348	270	92.8%	78	0
WARREN	156	541	36	733	564	97.7%	169	73
WASHINGTON CH.	35	183	5	223	201	106.9%	22	0
WAYNE COUNTY	88	544	17	649	630	112.3%	19	0
WILLOUGHBY	83	729	12	824	731	98.7%	93	0
XENIA	208	644	44	896	721	104.8%	175	2
YOUNGSTOWN	199	185	31	415	376	174.1%	39	0
ZANESVILLE	9	152	0	161	144	94.7%	17	0
STATEWIDE.	16,595	63,574	9,819	89,988	73,668	100.4%	16,320	634

121

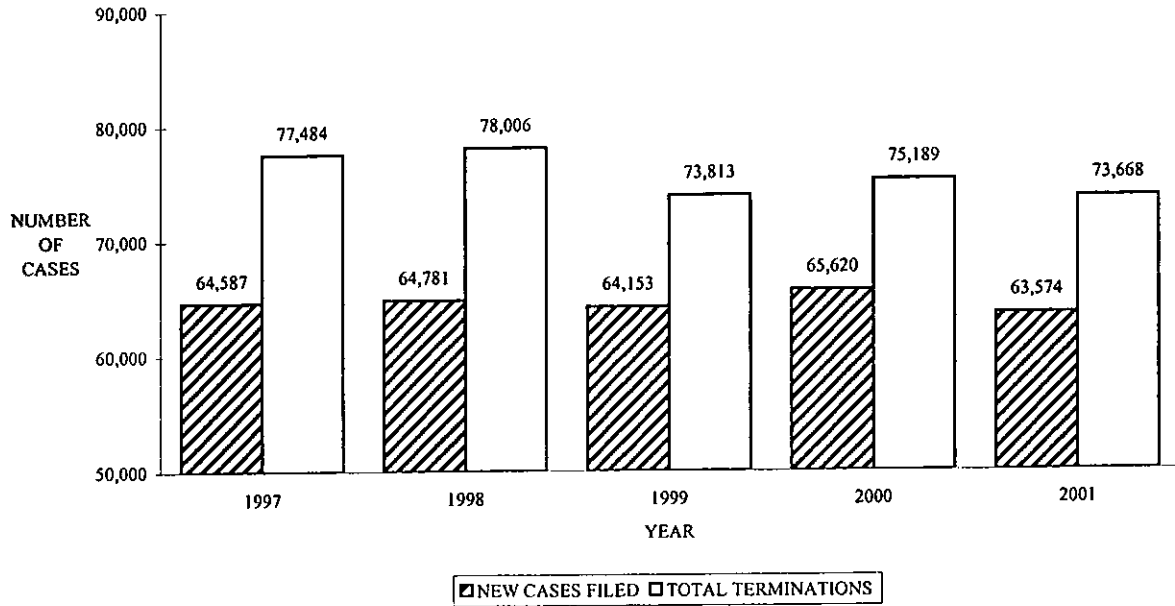
MUNICIPAL COURTS
O.M.V.I. TERMINATIONS
2001

COURT	JURY TRIAL	COURT TRIAL	GUILTY/NO CONTEST TO ORIGINAL CHARGE		GUILTY/NO CONTEST TO REDUCED	DISMISSAL: LACK OF SPEEDY TRIAL	OTHER DISMISSALS	TRANSFERRED OUT	UNAVAILABILITY OF PARTY	BANKRUPTCY	OTHER TERMINATIONS	TOTAL TERMINATIONS
			JUDGE	MAGISTRATE						STAY/INTER-LOCUTORY APPEAL		
AKRON	5	8	294	227	371	0	20	44	54	0	42	1,065
ALLIANCE	8	0	188	0	12	0	8	0	3	0	41	260
ASHLAND	21	4	492	0	75	0	19	0	20	0	0	631
ASHTABULA	2	10	205	17	36	0	58	0	183	0	0	511
ATHENS COUNTY	0	19	387	0	132	0	71	0	34	1	1	645
AUGLAIZE COUNTY	2	7	260	0	33	0	18	6	15	0	12	353
AVON LAKE	1	0	158	0	23	1	7	6	7	0	2	205
BARBERTON	3	4	572	0	45	4	8	8	39	0	0	683
BEDFORD	2	7	464	0	47	0	681	0	37	0	402	1,640
BELLEFONTAINE	0	5	283	0	76	0	12	0	15	0	0	391
BELLEVUE	0	0	36	0	7	0	1	0	2	0	0	46
BEREA	0	0	426	0	38	0	42	0	56	0	4	566
BOWLING GREEN	5	0	252	33	86	0	26	0	12	0	0	414
BRYAN	0	1	232	0	28	0	9	0	11	0	7	288
CAMBRIDGE	2	84	294	104	24	0	37	0	32	0	11	588
CAMPBELL	0	0	59	0	38	0	2	0	0	0	0	99
CANTON	6	2	1,128	0	35	0	47	13	36	0	0	1,267
CELINA	0	0	146	0	68	0	11	0	3	0	0	228
CHAMPAIGN COUNTY	3	11	195	0	36	0	18	0	19	0	0	282
CHARDON	0	0	472	0	38	2	21	6	23	0	0	562
CHILLICOTHE	7	1	212	0	261	0	178	0	167	0	1	827
CIRCLEVILLE	7	9	237	0	40	0	29	0	19	0	0	341
CLARK COUNTY	3	23	585	2	196	0	94	0	102	0	18	1,023
CLERMONT COUNTY	6	5	1,234	0	286	0	23	2	168	1	2	1,727
CLEVELAND	3	17	1,571	97	126	1	309	43	880	0	0	3,047
CLEVELAND HEIGHTS	1	0	45	0	2	0	1	0	9	0	0	58
CLEVELAND HOUSING	0	0	0	0	0	0	0	0	0	0	0	0
CLINTON COUNTY	1	2	312	0	44	0	23	2	9	0	0	393
CONNEAUT	0	0	36	0	1	0	2	0	3	0	0	42
COSHOCTON	1	2	114	0	0	0	3	1	3	0	2	126
CRAWFORD COUNTY	4	3	242	1	36	3	13	0	14	0	0	316
CUYAHOGA FALLS	11	8	904	0	105	0	19	1	27	0	16	1,091
DAYTON	0	3	159	6	137	0	25	27	42	0	2	401
DEFIANCE	1	0	292	0	66	0	22	0	27	0	3	411
DELAWARE	23	6	391	69	5	0	45	0	36	0	3	578
EAST CLEVELAND	0	33	50	28	6	5	11	0	27	0	5	165
EAST LIVERPOOL	2	0	154	0	16	9	9	12	22	0	2	226
EATON	0	0	229	0	96	0	23	8	22	0	3	381
ELYRIA	0	1	1,035	0	454	0	61	2	110	0	36	1,699
EUCLID	1	0	124	0	6	0	1	5	0	0	0	137
FAIRBORN	5	10	595	0	184	0	38	0	101	8	2	943
FAIRFIELD	1	2	235	1	33	0	55	49	37	0	6	419
FINDLAY	2	3	560	0	57	0	15	12	18	0	15	682
FOSTORIA	0	0	89	0	27	0	8	0	14	0	0	138
FRANKLIN	0	2	215	0	99	0	29	7	17	0	2	371
FRANKLIN COUNTY	9	3	3,502	2	1,362	0	372	491	1,516	2	1,178	8,437
FRANKLIN CO. ENVIRO.	0	0	10	0	2	0	0	0	3	0	0	15
FREMONT	0	0	374	0	2	0	27	0	14	0	0	417
GALLIPOLIS	0	4	225	3	79	5	28	0	59	0	2	405
GARFIELD HEIGHTS	2	2	375	2	35	2	32	3	50	0	0	503
GIRARD	1	0	204	0	63	1	16	0	13	0	0	298
HAMILTON	1	20	440	20	6	0	12	6	209	0	20	734
HAMILTON COUNTY	13	85	2,125	139	87	1	198	0	420	0	432	3,500
HARDIN COUNTY	3	1	107	0	26	0	3	0	7	0	0	147
HILLSBORO	0	3	248	0	0	0	44	0	118	0	0	413
HOCKING COUNTY	5	0	148	0	29	5	6	0	0	0	11	204
HURON	0	1	101	0	33	0	7	2	5	0	0	149
IRONTON	0	0	154	0	4	0	9	1	7	0	0	175
JACKSON COUNTY	7	36	302	1	59	0	24	6	60	0	11	506
KETTERING	2	1	353	0	99	0	7	0	24	3	3	492
LAKEWOOD	3	1	241	0	8	0	0	0	0	0	0	253

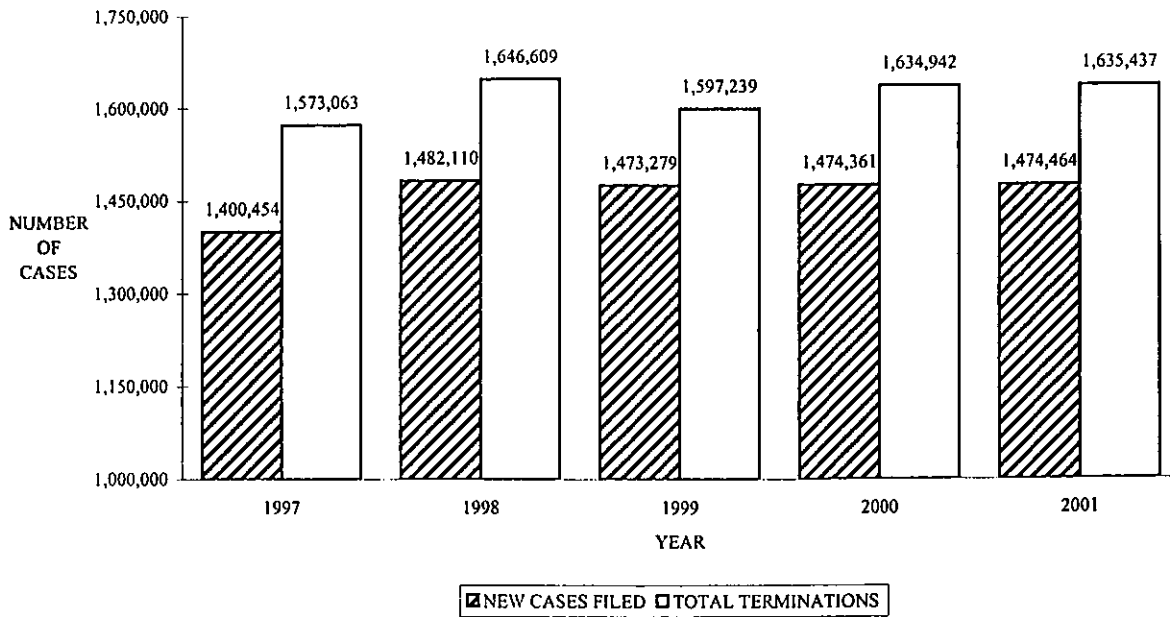
MUNICIPAL COURTS
O.M.V.I. TERMINATIONS (continued)
2001

COURT	JURY TRIAL	COURT TRIAL	GUILTY/NO CONTEST TO ORIGINAL CHARGE		GUILTY/NO CONTEST TO REDUCED	DISMISSAL: LACK OF SPEEDY TRIAL	OTHER DISMISSALS	TRANSFERRED OUT	UNAVAILABILITY OF PARTY	BANKRUPTCY	OTHER TERMINATIONS	TOTAL TERMINATIONS
			JUDGE	MAGISTRATE						STAY/INTER-LOCUTORY APPEAL		
LANCASTER (Fairfield Co.)	6	1	500	0	56	0	42	7	51	0	10	673
LAWRENCE COUNTY	13	40	198	0	10	1	10	3	0	0	2	277
LEBANON	2	1	192	0	48	1	8	0	5	0	0	257
LICKING COUNTY	9	37	673	0	23	2	76	1	88	0	1	910
LIMA	3	1	860	0	124	1	156	3	0	0	23	1,171
LORAIN	0	2	196	0	24	0	3	0	0	0	0	225
LYNDHURST	8	10	333	0	0	0	19	1	9	0	1	381
MADISON COUNTY	3	0	225	0	83	0	27	0	8	0	2	348
MANSFIELD	1	8	920	38	7	0	46	5	112	0	0	1,137
MARIETTA	4	0	273	0	24	0	15	0	8	0	0	324
MARION	8	1	466	0	7	0	23	0	9	0	15	529
MARYSVILLE	3	17	247	0	18	0	14	8	39	0	1	347
MASON	6	14	216	0	76	1	49	2	22	0	1	387
MASSILLON	6	10	830	207	164	0	21	24	33	1	0	1,296
MAUMEE	1	0	193	0	41	0	6	0	44	0	3	288
MEDINA	4	10	830	0	1	0	33	0	51	1	0	930
MENTOR	2	0	139	0	231	0	6	0	17	0	1	396
MIAMI	1	5	653	0	187	0	79	4	63	0	116	1,108
MIAMISBURG	0	0	433	0	270	0	15	0	64	0	0	782
MIDDLETOWN	0	20	371	0	79	0	5	0	20	0	0	495
MOUNT VERNON	2	0	209	0	46	0	5	0	18	0	3	283
NAPOLEON	1	0	179	0	30	2	6	0	4	0	0	222
NEW PHILADELPHIA	7	14	332	141	21	3	19	2	53	0	2	594
NEWTON FALLS	0	9	144	0	69	0	34	0	5	0	0	261
NILES	0	0	244	0	130	0	30	0	36	0	10	450
NORWALK	11	30	326	0	16	0	5	8	12	3	2	413
OAKWOOD	0	0	15	0	13	0	2	0	0	0	0	30
OBERLIN	0	0	174	0	76	0	17	0	0	0	2	269
OREGON	1	0	171	0	33	0	14	0	35	0	2	256
OTTAWA COUNTY	8	1	243	0	49	0	20	0	15	0	5	341
PAINESVILLE	0	0	510	0	7	0	14	0	7	0	3	541
PARMA	1	6	438	16	72	0	14	0	24	0	2	573
PERRYSBURG	0	1	474	0	4	0	4	0	16	0	0	499
PORTAGE CO. - KENT	0	0	280	0	178	0	52	4	20	3	0	537
PORTAGE CO. - RAV.	4	4	943	0	342	1	70	14	106	12	0	1,496
PORTSMOUTH	1	2	736	0	66	1	56	10	92	0	3	967
ROCKY RIVER	2	2	679	95	47	0	5	84	69	0	0	983
SANDUSKY	0	18	478	0	149	0	22	0	105	0	0	772
SHAKER HEIGHTS	0	4	186	2	0	0	24	0	19	0	75	310
SHELBY	4	0	39	0	62	0	5	0	0	0	0	110
SIDNEY	0	8	318	0	107	0	21	0	17	1	0	472
SOUTH EUCLID	0	1	33	0	6	0	0	0	2	0	0	42
STEBENVILLE	0	0	70	0	5	0	2	0	0	0	0	77
STRUTHERS	0	30	36	0	59	0	7	0	4	0	0	136
SYLVANIA	1	8	611	0	220	0	26	0	251	0	0	1,117
TIFFIN	3	3	83	1	127	0	9	0	7	4	1	238
TOLEDO	1	4	462	57	200	10	96	0	483	0	101	1,414
TOLEDO HOUSING	0	0	0	0	0	0	0	0	0	0	0	0
UPPER SANDUSKY	0	1	187	0	20	0	4	0	8	0	0	220
VAN WERT COUNTY	4	1	173	0	25	5	16	2	0	0	0	226
VANDALIA	0	1	607	0	79	0	25	0	73	0	1	786
VERMILION	0	0	123	0	80	2	2	0	10	0	4	221
WADSWORTH	15	1	232	0	0	0	9	0	9	3	1	270
WARREN	0	0	444	0	59	0	35	6	18	0	2	564
WASHINGTON CH.	0	6	150	0	33	1	5	0	6	0	0	201
WAYNE COUNTY	5	122	298	166	16	0	23	0	0	0	0	630
WILLOUGHBY	5	2	712	0	0	0	4	1	0	0	7	731
XENIA	1	2	486	0	154	1	25	0	51	1	0	721
YOUNGSTOWN	0	1	226	2	67	0	47	0	17	0	16	376
ZANESVILLE	0	4	132	0	5	0	3	0	0	0	0	144
STATEWIDE	342	912	46,003	1,477	9,570	71	4,367	952	7,215	44	2,715	73,668

MUNICIPAL COURTS - O.M.V.I. CASES
STATEWIDE NEW CASES FILED AND TOTAL TERMINATIONS COMPARISON
1997 - 2001



MUNICIPAL COURTS-OTHER TRAFFIC CASES
STATEWIDE NEW CASES FILED AND TOTAL TERMINATIONS COMPARISON
1997-2001



MUNICIPAL COURTS
OTHER TRAFFIC OVERALL CASELOADS
2001

<i>COURT</i>	<i>CASES PENDING JANUARY 1</i>	<i>NEW FILINGS</i>	<i>REACTIVATIONS AND TRANSFERS</i>	<i>TOTAL CASES</i>	<i>TOTAL TERMIN- ATIONS</i>	<i>CLEARANCE RATE</i>	<i>CASES PENDING DECEMBER 31</i>	<i>CASES PENDING BEYOND TIME GUIDELINES</i>
AKRON	9,350	31,695	2,823	43,868	33,983	98.5%	9,885	0
ALLIANCE	175	3,620	0	3,795	3,618	99.9%	177	0
ASHLAND	353	11,801	428	12,582	12,181	99.6%	401	0
ASHTABULA	1,829	6,023	274	8,126	7,494	119.0%	632	68
ATHENS COUNTY	251	7,882	400	8,533	8,245	99.6%	288	0
AUGLAIZE COUNTY	271	8,820	78	9,169	8,806	99.0%	363	0
AVON LAKE	79	707	10	796	727	101.4%	69	0
BARBERTON	365	11,810	723	12,898	12,546	100.1%	352	1
BEDFORD	455	10,767	43	11,265	10,840	100.3%	425	0
BELLEFONTAINE	315	9,797	294	10,406	10,050	99.6%	356	0
BELLEVUE	38	2,201	138	2,377	2,325	99.4%	52	0
BEREA	672	6,543	546	7,761	6,351	89.6%	1,410	0
BOWLING GREEN	290	8,584	63	8,937	8,599	99.4%	338	0
BRYAN	237	8,321	657	9,215	8,849	98.6%	366	0
CAMBRIDGE	358	11,416	62	11,836	11,408	99.4%	428	2
CAMPBELL	147	1,849	30	2,026	1,922	102.3%	104	0
CANTON	758	17,020	640	18,418	17,509	99.1%	909	0
CELINA	123	4,755	98	4,976	4,849	99.9%	127	1
CHAMPAIGN COUNTY	110	3,010	147	3,267	3,190	101.0%	77	0
CHARDON	256	12,102	431	12,789	12,531	100.0%	258	0
CHILLICOTHE	499	13,654	1,174	15,327	14,394	97.1%	933	0
CIRCLEVILLE	541	9,376	787	10,704	10,222	100.6%	482	0
CLARK COUNTY	286	17,644	792	18,722	17,874	97.0%	848	0
CLERMONT COUNTY	712	22,829	4,240	27,781	26,959	99.6%	822	0
CLEVELAND	14,138	124,888	31,289	170,315	159,203	101.9%	11,112	2
CLEVELAND HEIGHTS	718	12,252	2,597	15,567	14,774	99.5%	793	0
CLEVELAND HOUSING	0	0	0	0	0	-	0	0
CLINTON COUNTY	1,581	13,829	0	15,410	13,367	96.7%	2,043	0
CONNEAUT	51	3,639	146	3,836	3,756	99.2%	80	0
COSHOCOTON	33	3,087	63	3,183	3,130	99.4%	53	0
CRAWFORD COUNTY	380	9,854	1	10,235	9,807	99.5%	428	0
CUYAHOGA FALLS	1,147	21,284	213	22,644	21,932	102.0%	712	0
DAYTON	580	22,465	5,141	28,186	27,459	99.5%	727	0
DEFIANCE	165	6,979	854	7,998	7,810	99.7%	188	0
DELAWARE	646	17,750	1,412	19,808	18,810	98.2%	998	1
EAST CLEVELAND	1,028	6,095	4,039	11,162	9,974	98.4%	1,188	0
EAST LIVERPOOL	204	2,231	18	2,453	2,323	103.3%	130	0
EATON	1,730	12,142	41	13,913	12,410	101.9%	1,503	0
ELYRIA	863	14,135	474	15,472	14,299	97.9%	1,173	0
EUCLID	189	6,912	0	7,101	6,925	100.2%	176	0
FAIRBORN	418	12,798	838	14,054	13,518	99.1%	536	2
FAIRFIELD	276	5,883	529	6,688	6,446	100.5%	242	2
FINDLAY	424	16,069	539	17,032	16,224	97.7%	808	0
FOSTORIA	85	1,693	90	1,868	1,810	101.5%	58	0
FRANKLIN	415	6,153	729	7,297	6,519	94.7%	778	13
FRANKLIN COUNTY	7,412	139,945	40,030	187,387	178,464	99.2%	8,923	1,083
FRANKLIN CO. ENVIRO.	76	1,864	804	2,744	2,647	99.2%	97	1
FREMONT	163	4,839	213	5,215	5,002	99.0%	213	2
GALLIPOLIS	382	7,044	837	8,263	7,763	98.5%	500	0
GARFIELD HEIGHTS	320	8,268	858	9,446	9,088	99.6%	358	0
GIRARD	336	8,410	423	9,169	8,693	98.4%	476	0
HAMILTON	395	10,627	2,494	13,516	13,160	100.3%	356	2
HAMILTON COUNTY	6,899	75,726	13,856	96,481	86,776	96.9%	9,705	0
HARDIN COUNTY	82	3,096	155	3,333	3,247	99.9%	86	1
HILLSBORO	99	4,483	100	4,682	4,580	99.9%	102	0
HOCKING COUNTY	1,140	4,571	71	5,782	5,067	109.2%	715	154
HURON	72	2,994	4	3,070	2,975	99.2%	95	1
IRONTON	404	4,526	56	4,986	4,643	101.3%	343	0
JACKSON COUNTY	894	8,521	994	10,409	9,911	104.2%	498	15
KETTERING	335	15,143	664	16,142	15,868	100.4%	274	0
LAKEWOOD	166	5,813	55	6,034	5,664	96.5%	370	0

MUNICIPAL COURTS
OTHER TRAFFIC OVERALL CASELOADS (continued)
2001

<i>COURT</i>	<i>CASES PENDING JANUARY 1</i>	<i>NEW FILINGS</i>	<i>REACTIVATIONS AND TRANSFERS</i>	<i>TOTAL CASES</i>	<i>TOTAL TERMIN- ATIONS</i>	<i>CLEARANCE RATE</i>	<i>CASES PENDING DECEMBER 31</i>	<i>CASES PENDING BEYOND TIME GUIDELINES</i>
LANCASTER (Fairfield County)	553	16,269	686	17,508	16,835	99.3%	673	0
LAWRENCE COUNTY	242	5,619	343	6,204	5,791	97.1%	413	69
LEBANON	539	6,604	8	7,151	6,007	90.8%	1,144	474
LICKING COUNTY	440	15,841	767	17,048	16,353	98.5%	695	0
LIMA	1,231	16,630	188	18,049	16,609	98.8%	1,440	50
LORAIN	2,189	6,630	0	8,819	7,220	108.9%	1,599	0
LYNDHURST	187	15,937	575	16,699	16,599	100.5%	100	47
MADISON COUNTY	485	10,625	745	11,855	11,525	101.4%	330	0
MANSFIELD	957	20,589	254	21,800	20,626	99.0%	1,174	13
MARIETTA	898	10,369	24	11,291	9,972	95.9%	1,319	70
MARION	490	14,550	493	15,533	14,701	97.7%	832	0
MARYSVILLE	566	11,043	556	12,165	11,736	101.2%	429	0
MASON	277	8,461	43	8,781	8,199	96.4%	582	0
MASSILLON	369	11,681	269	12,319	11,714	98.0%	605	1
MAUMEE	798	14,091	877	15,766	14,637	97.8%	1,129	8
MEDINA	880	14,565	689	16,134	15,457	101.3%	677	6
MENTOR	141	7,162	258	7,561	7,368	99.3%	193	0
MIAMI	1,307	17,630	548	19,485	17,535	96.5%	1,950	0
MIAMISBURG	412	9,441	644	10,497	10,001	99.2%	496	0
MIDDLETOWN	108	6,634	325	7,067	6,838	98.3%	229	0
MOUNT VERNON	367	6,636	1	7,004	6,599	99.4%	405	3
NAPOLEON	217	5,745	0	5,962	5,570	97.0%	392	0
NEW PHILADELPHIA	661	10,142	1,312	12,115	11,073	96.7%	1,042	6
NEWTON FALLS	476	6,967	326	7,769	7,307	100.2%	462	0
NILES	180	2,917	284	3,381	3,052	95.3%	329	11
NORWALK	321	13,675	433	14,429	13,975	99.1%	454	0
OAKWOOD	438	2,254	1	2,693	2,265	100.4%	428	0
OBERLIN	973	7,119	38	8,130	7,034	98.3%	1,096	0
OREGON	118	3,546	439	4,103	3,961	99.4%	142	0
OTTAWA COUNTY	404	6,021	228	6,653	6,268	100.3%	385	3
PAINESVILLE	277	10,235	299	10,811	10,482	99.5%	329	1
PARMA	2,029	14,579	105	16,713	15,670	106.7%	1,043	0
PERRYSBURG	345	9,187	0	9,532	8,536	92.9%	996	0
PORTAGE CO. - KENT	423	5,731	216	6,370	5,929	99.7%	441	41
PORTAGE CO. - RAV.	1,590	26,655	591	28,836	27,075	99.4%	1,761	159
PORTSMOUTH	1,344	8,272	906	10,522	9,895	107.8%	627	27
ROCKY RIVER	996	31,419	2,051	34,466	33,634	100.5%	832	0
SANDUSKY	1,063	7,407	291	8,761	7,726	100.4%	1,035	0
SHAKER HEIGHTS	1,689	9,887	1,974	13,550	10,705	90.3%	2,845	0
SHELBY	64	2,079	0	2,143	2,053	98.7%	90	2
SIDNEY	389	9,089	358	9,836	9,452	100.1%	384	0
SOUTH EUCLID	174	3,401	308	3,883	3,717	100.2%	166	6
STEUBENVILLE	140	892	4	1,036	945	105.5%	91	0
STRUTHERS	804	2,417	1	3,222	2,411	99.7%	811	455
SYLVANIA	394	12,291	1,420	14,105	13,243	96.6%	862	0
TIFFIN	146	3,925	49	4,120	3,960	99.6%	160	6
TOLEDO	3,467	34,843	17,236	55,546	52,392	100.6%	3,154	0
TOLEDO HOUSING	0	0	0	0	0	-	0	0
UPPER SANDUSKY	378	8,454	312	9,144	8,938	102.0%	206	0
VAN WERT COUNTY	151	9,349	0	9,500	9,206	98.5%	294	9
VANDALIA	503	17,059	1,945	19,507	18,762	98.7%	745	0
VERMILION	85	3,609	561	4,255	4,090	98.1%	165	6
WADSWORTH	396	8,638	300	9,334	9,071	101.5%	263	0
WARREN	497	7,556	571	8,624	7,793	95.9%	831	24
WASHINGTON C.H.	172	5,222	406	5,800	5,615	99.8%	185	2
WAYNE COUNTY	412	15,297	50	15,759	15,353	100.0%	406	0
WILLOUGHBY	821	11,304	43	12,168	11,247	99.1%	921	0
XENIA	545	11,672	781	12,998	12,278	98.6%	720	0
YOUNGSTOWN	3,861	8,787	906	13,554	11,360	117.2%	2,194	0
ZANESVILLE	29	1,581	0	1,610	1,556	98.4%	54	0
121	103,124	1,474,464	168,543	1,746,131	1,635,437	99.5%	110,694	2,850

**MUNICIPAL COURTS
OTHER TRAFFIC TERMINATIONS
2001**

COURT	JURY TRIAL	COURT TRIAL	GUILTY/NO CONTEST TO ORIGINAL CHARGE		GUILTY/NO CONTEST TO REDUCED	DISMISSAL: LACK OF SPEEDY TRIAL	OTHER DISMISSALS	VIOLA-TIONS BUREAU	TRANS-FERRED OUT	UNAVAIL-ABILITY OF PARTY	BANKRUPTCY STAY/INTER-LOCUTORY APPEAL	OTHER TERMINATIONS
			JUDGE	MAGISTRATE								
AKRON	3	16	3,052	8,929	1,145	7	1,791	17,623	414	652	1	350
ALLIANCE	0	72	1,416	0	110	0	51	1,877	0	0	0	92
ASHLAND	3	101	3,196	0	63	0	102	8,219	0	497	0	0
ASHTABULA	0	39	1,065	601	109	0	252	2,380	0	1,829	0	1,219
ATHENS COUNTY	0	274	987	0	154	0	176	6,161	0	476	0	17
AUGLAIZE COUNTY	0	31	695	0	129	0	88	7,067	0	739	0	57
AVON LAKE	4	9	323	5	63	0	34	240	10	27	0	12
BARBERTON	0	76	3,951	0	204	5	221	7,185	30	872	1	1
BEDFORD	6	627	2,644	63	114	0	999	3,683	0	649	0	2,055
BELLEVUE	0	53	1,187	0	10	0	58	8,339	0	403	0	0
BELLEFONTAINE	0	3	387	0	16	0	28	1,623	0	266	0	2
BEREA	0	58	1,309	2	99	0	288	4,101	0	453	0	41
BOWLING GREEN	1	19	568	753	190	0	310	6,561	1	166	0	30
BRYAN	0	33	754	0	40	1	89	6,923	0	876	0	133
CAMBRIDGE	0	217	636	338	38	0	121	7,155	0	2,845	0	58
CAMPBELL	2	0	643	0	138	0	68	1,070	0	1	0	0
CANTON	0	83	4,135	5,506	162	0	442	6,475	55	651	0	0
CELINA	1	22	1,678	0	9	0	20	3,006	0	112	0	1
CHAMPAIGN COUNTY	0	89	886	0	17	0	90	1,964	0	144	0	0
CHARDON	3	192	2,290	4	44	2	103	9,451	9	330	0	103
CHILLICOTHE	1	134	963	0	5	0	616	11,183	18	1,465	0	9
CIRCLEVILLE	0	135	1,081	1	78	2	212	7,605	1	1,107	0	0
CLARK COUNTY	0	80	1,050	3,853	269	0	885	8,433	0	3,189	0	115
CLERMONT COUNTY	0	97	3,197	0	325	3	355	17,601	14	5,353	0	14
CLEVELAND	1	593	25,448	29,930	4,490	7	32,673	35,371	188	30,499	0	3
CLEVELAND HEIGHTS	2	388	489	1,366	16	2	288	10,372	1	1,850	0	0
CLEVELAND HOUSING	0	0	0	0	0	0	0	0	0	0	0	0
CLINTON COUNTY	0	50	1,181	0	176	1	160	7,765	1	4,033	0	0
CONNEAUT	0	1	522	0	34	0	32	2,968	0	199	0	0
COSHOCTON	0	19	482	0	6	0	37	2,480	0	101	0	5
CRAWFORD COUNTY	5	24	731	2	70	13	73	8,405	2	482	0	0
CUYAHOGA FALLS	0	299	1,173	5,082	728	0	654	13,710	0	220	0	66
DAYTON	0	55	2,503	7,353	947	15	978	9,851	291	5,372	0	94
DEFIANCE	1	36	1,299	0	51	0	105	5,342	0	969	0	7
DELAWARE	1	200	614	945	12	0	512	14,973	0	1,533	0	20
EAST CLEVELAND	0	637	2,935	1,404	137	145	554	1,478	0	2,178	0	506
EAST LIVERPOOL	5	11	551	1	27	43	18	1,439	30	198	0	0
EATON	0	18	817	0	215	0	115	9,676	0	1,562	0	7
ELYRIA	0	60	2,361	484	322	1	235	9,991	7	824	0	14
EUCLID	1	21	3,094	0	49	0	62	3,698	0	0	0	0
FAIRBORN	0	67	1,585	922	26	0	238	9,749	0	917	2	12
FAIRFIELD	1	48	1,730	0	232	1	678	3,398	0	337	0	21
FINDLAY	1	36	1,493	0	76	4	207	6,090	37	566	0	7,714
FOSTORIA	0	21	401	1	45	0	21	1,194	2	125	0	0
FRANKLIN	0	17	1,104	2	80	0	118	3,039	19	2,140	0	0
FRANKLIN COUNTY	21	230	9,172	11,692	6,526	2	9,943	97,640	2,486	39,393	0	1,359
FRANKLIN CO. ENVIRO.	0	11	524	0	16	1	136	1,354	0	508	0	97
FREMONT	1	14	936	0	1	2	142	3,657	0	248	0	1
GALLIPOLIS	0	41	1,154	3	92	5	172	5,147	1	1,098	0	50
GARFIELD HEIGHTS	2	211	2,685	867	273	6	623	3,550	2	865	0	4
GIRARD	0	4	453	944	318	0	580	5,525	1	868	0	0
HAMILTON	0	128	2,275	2,843	8	0	321	4,520	46	2,937	0	82
HAMILTON COUNTY	0	680	7,069	9,249	1,212	24	3,328	45,705	0	18,903	0	606
HARDIN COUNTY	0	15	385	0	82	0	63	2,525	0	177	0	0
HILLSBORO	0	15	1,180	0	0	0	108	3,000	0	277	0	0
HOCKING COUNTY	7	0	283	0	49	51	27	3,599	0	0	0	1,051
HURON	0	23	295	0	16	1	44	2,400	1	195	0	0
IRONTON	1	1	263	1,521	9	0	143	2,442	0	263	0	0
JACKSON COUNTY	9	88	944	0	143	13	110	7,247	8	1,314	0	35
KETTERING	1	169	2,798	0	382	0	91	11,652	0	726	1	48
LAKEWOOD	0	219	1,277	0	103	0	171	3,675	0	0	0	219

MUNICIPAL COURTS
OTHER TRAFFIC TERMINATIONS (continued)
2001

COURT	JURY TRIAL	COURT TRIAL	GUILTY/NO CONTEST TO ORIGINAL CHARGE		GUILTY/NO CONTEST TO REDUCED	DISMISSAL: LACK OF SPEEDY TRIAL	OTHER DISMISSALS	VIOLATIONS BUREAU	TRANSFERRED OUT	UNAVAILABILITY OF PARTY	BANKRUPTCY	OTHER TERMINATIONS
			JUDGE	MAGISTRATE							STAY / INTER-LOCUTORY APPEAL	
LANCASTER (Fairfield County)	0	32	1,645	0	207	0	256	13,620	1	1,074	0	0
LAWRENCE COUNTY	25	63	480	356	1	4	58	4,046	6	752	0	0
LEBANON	2	20	891	0	146	1	96	4,330	2	519	0	0
LICKING COUNTY	1	204	1,665	0	12	1	163	12,768	3	1,504	0	32
LIMA	0	50	1,458	957	184	0	1,062	12,702	1	0	0	195
LORAIN	0	46	4,986	0	69	0	75	2,043	1	0	0	0
LYNDHURST	0	266	4,240	0	0	0	177	11,292	0	611	0	13
MADISON COUNTY	0	158	826	5	129	0	119	9,186	0	1,102	0	0
MANSFIELD	0	57	1,491	1,154	101	0	408	16,755	10	477	0	173
MARIETTA	0	120	856	0	11	0	69	8,135	0	781	0	0
MARION	1	52	2,661	0	66	0	195	11,081	2	625	0	18
MARYSVILLE	4	142	859	1	18	0	262	9,821	17	603	1	8
MASON	0	134	1,475	0	108	0	149	5,851	7	475	0	0
MASSILLON	0	20	462	2,057	255	0	85	8,503	34	298	0	0
MAUMEE	0	23	1,566	0	307	10	123	11,298	0	1,070	0	240
MEDINA	0	244	1,344	1,832	193	3	304	10,855	0	679	0	3
MENTOR	4	21	1,375	0	195	1	136	5,361	1	269	0	5
MIAMI	0	112	1,061	1,266	640	24	553	12,887	4	891	1	96
MIAMISBURG	0	6	1,248	998	479	0	343	5,960	0	800	0	167
MIDDLETOWN	0	111	2,490	0	257	0	153	3,501	0	323	0	3
MOUNT VERNON	0	56	651	0	26	0	123	5,575	0	167	0	1
NAPOLEON	5	25	790	0	80	4	47	4,503	1	108	0	7
NEW PHILADELPHIA	6	53	537	796	35	1	1,119	7,906	4	546	0	70
NEWTON FALLS	1	35	2,875	0	198	1	135	4,036	0	26	0	0
NILES	0	3	676	0	57	10	139	1,762	0	393	0	12
NORWALK	2	185	1,141	0	142	0	20	11,974	9	493	1	8
OAKWOOD	0	15	498	0	106	2	66	1,578	0	0	0	0
OBERLIN	1	13	1,593	0	107	0	170	4,978	0	152	0	20
OREGON	0	10	1,000	0	172	0	112	1,343	0	514	0	0
OTTAWA COUNTY	0	70	769	9	48	0	209	4,781	0	231	0	151
PAINESVILLE	0	6	1,490	541	11	0	301	7,757	7	366	0	3
PARMA	1	21	941	3,902	490	12	446	9,127	395	186	0	149
PERRYSBURG	6	35	1,133	0	49	2	85	6,638	0	585	1	2
PORTAGE CO. - KENT	1	20	486	748	468	1	117	3,868	23	190	6	1
PORTAGE CO. - RAV.	4	58	1,248	1,308	1,227	6	524	22,111	78	502	6	3
PORTSMOUTH	1	20	1,890	0	23	3	484	6,146	13	1,277	0	38
ROCKY RIVER	0	112	1,829	4,715	600	0	686	23,486	181	2,024	0	1
SANDUSKY	0	95	2,450	0	60	0	198	4,433	0	486	0	4
SHAKER HEIGHTS	0	112	1,676	2,668	67	0	110	4,613	0	1,217	0	242
SHELBY	7	0	289	0	102	0	15	1,593	0	47	0	0
SIDNEY	0	50	940	0	191	0	129	7,489	1	645	0	7
SOUTH EUCLID	0	52	1,580	0	136	0	52	1,597	0	300	0	0
STEBENVILLE	0	10	379	0	29	22	43	425	5	31	0	1
STRUTHERS	0	94	722	1	283	5	71	1,098	4	23	0	110
SYLVANIA	3	22	2,019	0	819	0	393	8,176	0	1,811	0	0
TIFFIN	4	48	671	2	51	0	92	3,025	10	54	2	1
TOLEDO	0	16	13,555	5,148	2,347	252	3,506	7,592	0	19,400	0	576
TOLEDO HOUSING	0	0	0	0	0	0	0	0	0	0	0	0
UPPER SANDUSKY	1	89	754	0	5	0	36	7,542	0	511	0	0
VAN WERT COUNTY	18	21	690	0	73	16	166	7,939	3	2	0	278
VANDALIA	0	76	4,854	0	471	0	455	10,760	1	2,145	0	0
VERMILION	0	7	1,526	0	106	9	38	1,736	0	664	0	4
WADSWORTH	0	97	949	0	152	0	109	7,038	0	554	12	160
WARREN	0	22	2,219	0	81	0	383	4,566	14	497	0	11
WASHINGTON C.H.	0	47	524	0	68	0	51	4,459	2	456	0	8
WAYNE COUNTY	0	288	694	1,036	8	1	123	12,890	0	277	0	36
WILLOUGHBY	1	23	3,325	0	0	0	322	7,506	6	13	0	51
XENIA	16	51	3,143	3	234	19	184	7,710	7	890	1	20
YOUNGSTOWN	1	8	3,043	1,810	556	0	446	3,381	0	2,113	0	2
ZANESVILLE	0	62	587	0	72	0	17	817	0	0	0	1
121	200	10,818	220,324	125,979	33,628	767	77,667	944,501	4,528	197,728	36	19,261

MUNICIPAL COURTS
PERSONAL INJURY AND PROPERTY DAMAGE OVERALL CASELOADS
2001

<u>COURT</u>	<u>CASES PENDING JANUARY 1</u>	<u>NEW FILINGS</u>	<u>REACTIVATIONS AND TRANSFERS</u>	<u>TOTAL CASES</u>	<u>TOTAL TERMIN- ATIONS</u>	<u>CLEARANCE RATE</u>	<u>CASES PENDING DECEMBER 31</u>	<u>CASES PENDING BEYOND TIME GUIDELINES</u>
AKRON	123	407	25	555	399	92.4%	156	0
ALLIANCE	15	54	5	74	58	98.3%	16	0
ASHLAND	15	27	0	42	32	118.5%	10	0
ASHTABULA	32	36	1	69	41	110.8%	28	1
ATHENS COUNTY	9	30	3	42	33	100.0%	9	0
AUGLAIZE COUNTY	13	29	0	42	33	113.8%	9	0
AVON LAKE	2	10	1	13	10	90.9%	3	0
BARBERTON	21	100	4	125	85	81.7%	40	0
BEDFORD	21	116	5	142	112	92.6%	30	0
BELLÉFONTAINE	17	36	0	53	40	111.1%	13	0
BELLEVUE	8	12	1	21	16	123.1%	5	0
BEREA	21	52	4	77	34	60.7%	43	0
BOWLING GREEN	23	70	2	95	68	94.4%	27	0
BRYAN	18	31	1	50	34	106.3%	16	0
CAMBRIDGE	6	47	0	53	34	72.3%	19	0
CAMPBELL	6	6	0	12	10	166.7%	2	0
CANTON	79	231	6	316	263	111.0%	53	1
CELINA	4	22	2	28	22	91.7%	6	0
CHAMPAIGN COUNTY	16	27	0	43	29	107.4%	14	0
CHARDON	12	57	2	71	46	78.0%	25	0
CHILLICOTHE	13	94	37	144	103	78.6%	41	0
CIRCLEVILLE	22	55	1	78	54	96.4%	24	0
CLARK COUNTY	120	285	1	406	263	92.0%	143	0
CLERMONT COUNTY	15	61	0	76	45	73.8%	31	0
CLEVELAND	330	1,108	128	1,566	1,109	89.7%	457	0
CLEVELAND HEIGHTS	35	70	0	105	75	107.1%	30	0
CLEVELAND HOUSING	0	0	0	0	0	-	0	0
CLINTON COUNTY	14	49	0	63	52	106.1%	11	0
CONNEAUT	1	19	1	21	11	55.0%	10	0
COSHOCTON	9	30	0	39	36	120.0%	3	0
CRAWFORD COUNTY	10	29	0	39	30	103.4%	9	0
CUYAHOGA FALLS	132	156	13	301	187	110.7%	114	0
DAYTON	877	518	8	1,403	458	87.1%	945	0
DEFIANCE	9	44	0	53	32	72.7%	21	0
DELAWARE	28	78	0	106	82	105.1%	24	0
EAST CLEVELAND	0	0	0	0	0	-	0	0
EAST LIVERPOOL	6	18	0	24	20	111.1%	4	0
EATON	2	5	0	7	7	140.0%	0	0
ELYRIA	122	197	11	330	196	94.2%	134	0
EUCLID	18	41	1	60	49	116.7%	11	0
FAIRBORN	34	62	2	98	75	117.2%	23	0
FAIRFIELD	29	35	1	65	48	133.3%	17	0
FINDLAY	0	0	0	0	0	-	0	0
FOSTORIA	7	28	8	43	33	91.7%	10	0
FRANKLIN	24	23	1	48	29	120.8%	19	0
FRANKLIN COUNTY	1,145	2,857	123	4,125	2,607	87.5%	1,518	0
FRANKLIN CO. ENVIRO.	0	0	0	0	0	-	0	0
FREMONT	11	57	2	70	55	93.2%	15	0
GALLIPOLIS	0	12	0	12	8	66.7%	4	0
GARFIELD HEIGHTS	33	95	3	131	100	102.0%	31	0
GIRARD	11	39	1	51	35	87.5%	16	0
HAMILTON	74	169	10	253	154	86.0%	99	10
HAMILTON COUNTY	826	1,697	109	2,632	1,681	93.1%	951	0
HARDIN COUNTY	8	22	0	30	19	86.4%	11	0
HILLSBORO	0	0	0	0	0	-	0	0
HOCKING COUNTY	8	19	1	28	19	95.0%	9	3
HURON	2	10	0	12	7	70.0%	5	0
IRONTON	15	25	0	40	26	104.0%	14	0
JACKSON COUNTY	15	38	2	55	41	102.5%	14	0
KETTERING	39	95	7	141	112	109.8%	29	0
LAKEWOOD	41	45	0	86	41	91.1%	45	0

MUNICIPAL COURTS
PERSONAL INJURY AND PROPERTY DAMAGE OVERALL CASELOADS (continued)
2001

<i>COURT</i>	<i>CASES PENDING JANUARY 1</i>	<i>NEW FILINGS</i>	<i>REACTIVATIONS AND TRANSFERS</i>	<i>TOTAL CASES</i>	<i>TOTAL TERMIN- ATIONS</i>	<i>CLEARANCE RATE</i>	<i>CASES PENDING DECEMBER 31</i>	<i>CASES PENDING BEYOND TIME GUIDELINES</i>
LANCASTER	59	113	4	176	135	115.4%	41	0
LAWRENCE COUNTY	8	25	0	33	24	96.0%	9	1
LEBANON	13	27	0	40	25	92.6%	15	1
LICKING COUNTY	76	207	3	286	197	93.8%	89	0
LIMA	97	163	8	268	196	114.6%	72	1
LORAIN	29	118	0	147	126	106.8%	21	0
LYNDHURST	15	42	0	57	52	123.8%	5	0
MADISON COUNTY	10	25	0	35	24	96.0%	11	0
MANSFIELD	44	122	0	166	83	68.0%	83	1
MARIETTA	0	0	0	0	0	-	0	0
MARION	34	100	7	141	96	89.7%	45	0
MARYSVILLE	1	0	0	1	1	-	0	0
MASON	16	37	1	54	27	71.1%	27	1
MASSILLON	87	132	8	227	156	111.4%	71	0
MAUMEE	15	49	0	64	42	85.7%	22	0
MEDINA	28	62	1	91	69	109.5%	22	0
MENTOR	8	36	0	44	34	94.4%	10	0
MIAMI	105	70	30	205	111	111.0%	94	0
MIAMISBURG	52	77	0	129	90	116.9%	39	0
MIDDLETOWN	63	129	8	200	125	91.2%	75	0
MOUNT VERNON	10	32	1	43	34	103.0%	9	0
NAPOLEON	8	12	0	20	10	83.3%	10	0
NEW PHILADELPHIA	20	46	0	66	42	91.3%	24	0
NEWTON FALLS	9	16	1	26	16	94.1%	10	0
NILES	20	48	4	72	44	84.6%	28	0
NORWALK	10	26	1	37	25	92.6%	12	0
OAKWOOD	0	0	0	0	0	-	0	0
OBERLIN	8	15	1	24	21	131.3%	3	0
OREGON	3	20	5	28	21	84.0%	7	0
OTTAWA COUNTY	9	31	9	49	40	100.0%	9	0
PAINESVILLE	27	82	3	112	77	90.6%	35	1
PARMA	30	158	1	189	187	117.6%	2	0
PERRYSBURG	19	67	0	86	66	98.5%	20	0
PORTAGE COUNTY-KEN1	16	35	1	52	40	111.1%	12	0
PORTAGE COUNTY-RAV.	10	57	11	78	58	85.3%	20	0
PORTSMOUTH	72	33	7	112	74	185.0%	38	1
ROCKY RIVER	15	61	3	79	55	85.9%	24	0
SANDUSKY	31	74	0	105	72	97.3%	33	0
SHAKER HEIGHTS	14	50	1	65	45	88.2%	20	0
SHELBY	0	0	0	0	0	-	0	0
SIDNEY	12	37	3	52	44	110.0%	8	0
SOUTH EUCLID	6	22	0	28	18	81.8%	10	0
STEUBENVILLE	4	0	0	4	4	-	0	0
STRUTHERS	12	13	0	25	19	146.2%	6	0
SYLVANIA	30	77	2	109	82	103.8%	27	0
TIFFIN	7	23	0	30	25	108.7%	5	0
TOLEDO	854	1,238	109	2,201	1,406	104.4%	795	0
TOLEDO HOUSING	349	395	90	834	494	101.9%	340	0
UPPER SANDUSKY	1	4	1	6	6	120.0%	0	0
VAN WERT COUNTY	11	12	0	23	14	116.7%	9	1
VANDALIA	38	100	2	140	98	96.1%	42	0
VERMILION	5	9	0	14	10	111.1%	4	0
WADSWORTH	8	27	1	36	31	110.7%	5	0
WARREN	61	160	5	226	130	78.8%	96	3
WASHINGTON CH.	12	28	0	40	28	100.0%	12	0
WAYNE COUNTY	78	65	0	143	31	47.7%	112	17
WILLOUGHBY	33	89	5	127	94	100.0%	33	0
XENIA	17	45	5	67	45	90.0%	22	0
YOUNGSTOWN	42	209	4	255	112	52.6%	143	0
ZANESVILLE	7	76	0	83	66	86.8%	17	0
STATEWIDE	7,224	14,611	879	22,714	14,595	94.2%	8,119	43

121

MUNICIPAL COURTS
PERSONAL INJURY AND PROPERTY DAMAGE TERMINATIONS
2001

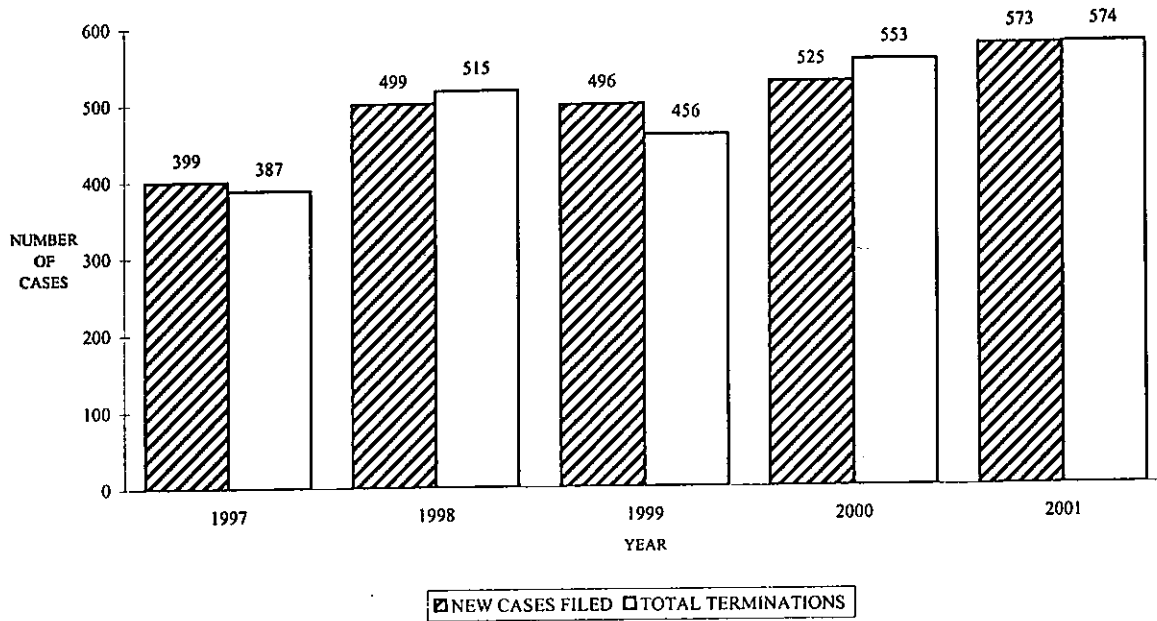
COURT	JURY TRIAL	COURT TRIAL	DEFAULT HEARING BY JUDGE	DEFAULT HEARING BY MAGISTRATE	DISMISSAL	OTHER DISMISSALS	TRANSFERRED OUT	PRIVATE JUDGE REFERRAL	UNAVAILABILITY OF PARTY	BANKRUPTCY	OTHER TERMINATIONS	TOTAL TERMINATIONS
					FOR WANT OF PROSECUTION					STAY / INTERLOCUTORY APPEAL		
AKRON	2	7	250	0	13	104	9	0	0	2	12	399
ALLIANCE	1	1	26	0	1	25	1	0	0	1	2	58
ASHLAND	2	1	17	0	1	9	2	0	0	0	0	32
ASHTABULA	0	0	19	0	0	18	1	0	0	1	2	41
ATHENS COUNTY	0	0	14	0	3	7	0	0	0	0	9	33
AUGLAIZE COUNTY	0	0	15	0	0	5	0	0	0	0	13	33
AVON LAKE	0	0	0	0	0	4	1	0	0	0	5	10
BARBERTON	0	2	54	0	1	24	3	0	0	1	0	85
BEDFORD	1	7	57	1	4	33	0	0	2	1	6	112
BELLEFONTAINE	0	0	28	0	3	8	1	0	0	0	0	40
BELLEVUE	0	0	11	0	0	3	0	0	2	0	0	16
BEREA	0	0	14	0	0	16	0	0	0	0	4	34
BOWLING GREEN	0	2	34	0	4	26	2	0	0	0	0	68
BRYAN	0	3	20	0	3	8	0	0	0	0	0	34
CAMBRIDGE	0	1	22	0	0	10	0	0	0	1	0	34
CAMPBELL	0	1	5	0	0	4	0	0	0	0	0	10
CANTON	4	8	142	2	16	83	0	0	0	1	7	263
CELINA	0	1	12	0	1	8	0	0	0	0	0	22
CHAMPAIGN COUNTY	0	2	16	0	0	9	0	0	0	1	1	29
CHARDON	0	0	25	0	1	11	2	0	0	0	7	46
CHILLICOTHE	0	9	55	2	0	33	0	0	2	1	1	103
CIRCLEVILLE	0	4	33	0	0	16	0	0	0	1	0	54
CLARK COUNTY	0	11	185	1	7	55	0	0	0	3	1	263
CLERMONT COUNTY	0	2	27	2	0	13	1	0	0	0	0	45
CLEVELAND	13	20	5	390	71	218	5	0	0	66	321	1,109
CLEVELAND HEIGHTS	0	4	20	19	3	29	0	0	0	0	0	75
CLEVELAND HOUSING	0	0	0	0	0	0	0	0	0	0	0	0
CLINTON COUNTY	0	3	30	0	0	19	0	0	0	0	0	52
CONNEAUT	0	0	7	0	0	4	0	0	0	0	0	11
COSHOCTON	0	1	26	0	0	7	0	0	0	0	2	36
CRAWFORD COUNTY	0	0	29	0	0	0	1	0	0	0	0	30
CUYAHOGA FALLS	2	17	65	2	13	27	0	0	0	0	61	187
DAYTON	0	12	286	2	19	108	7	0	0	7	17	458
DEFIANCE	1	2	17	0	1	11	0	0	0	0	0	32
DELAWARE	0	1	1	38	3	32	0	0	1	0	6	82
EAST CLEVELAND	0	0	0	0	0	0	0	0	0	0	0	0
EAST LIVERPOOL	1	0	12	0	0	3	2	0	0	0	2	20
EATON	0	0	6	0	0	1	0	0	0	0	0	7
ELYRIA	0	0	0	97	10	57	1	0	0	3	28	196
EUCLID	0	4	36	0	2	7	0	0	0	0	0	49
FAIRBORN	0	0	47	0	1	20	0	0	0	1	6	75
FAIRFIELD	0	0	3	31	3	3	2	0	0	0	6	48
FINDLAY	0	0	0	0	0	0	0	0	0	0	0	0
FOSTORIA	0	2	19	0	0	10	0	0	0	0	2	33
FRANKLIN	0	0	0	24	0	5	0	0	0	0	0	29
FRANKLIN COUNTY	10	29	1,500	1	87	608	26	1	1	13	331	2,607
FRANKLIN CO. ENVIRO	0	0	0	0	0	0	0	0	0	0	0	0
FREMONT	0	0	35	0	0	10	0	0	0	1	9	55
GALLIPOLIS	0	0	6	0	0	1	1	0	0	0	0	8
GARFIELD HEIGHTS	0	3	65	0	4	24	0	0	0	3	1	100
GIRARD	1	0	21	1	0	9	1	0	0	0	2	35
HAMILTON	0	3	112	0	0	26	1	0	2	0	10	154
HAMILTON COUNTY	1	17	1,435	0	132	0	65	0	0	0	31	1,681
HARDIN COUNTY	0	3	12	0	0	3	1	0	0	0	0	19
HILLSBORO	0	0	0	0	0	0	0	0	0	0	0	0
HOCKING COUNTY	0	0	14	0	0	4	0	0	0	0	1	19
HURON	0	0	4	0	0	3	0	0	0	0	0	7
IRONTON	1	2	20	2	0	1	0	0	0	0	0	26
JACKSON COUNTY	0	0	34	0	0	5	1	0	0	1	0	41
KETTERING	0	0	66	0	5	35	0	0	0	2	4	112
LAKEWOOD	0	3	25	0	3	10	0	0	0	0	0	41

MUNICIPAL COURTS
PERSONAL INJURY AND PROPERTY DAMAGE TERMINATIONS (continued)
2001

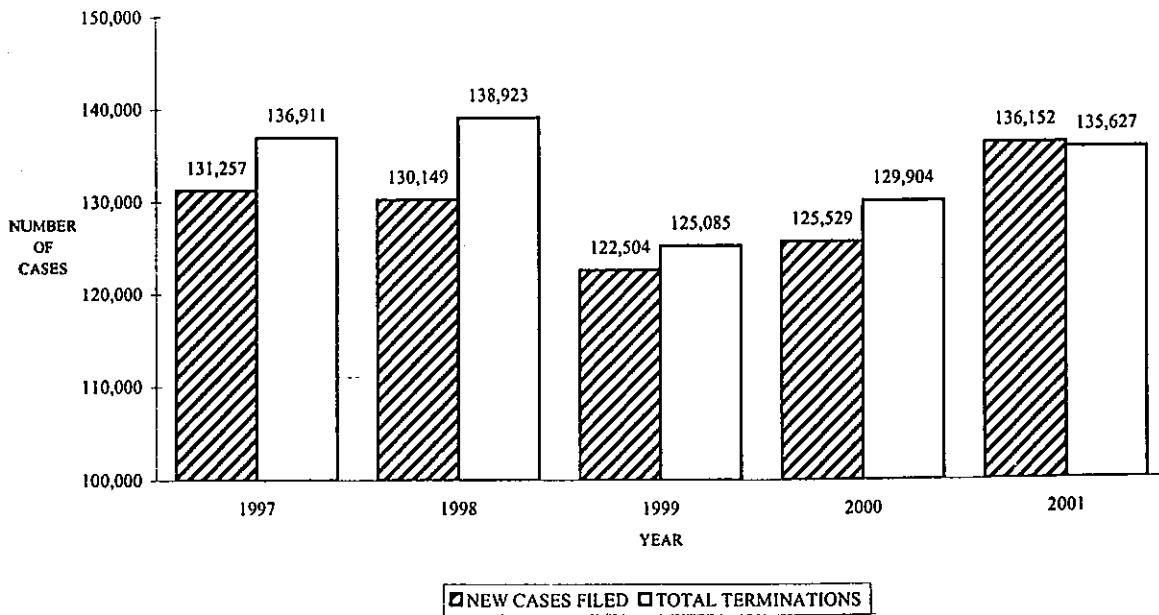
<u>COURT</u>	<u>JURY TRIAL</u>	<u>COURT TRIAL</u>	<u>DEFAULT HEARING BY JUDGE</u>	<u>DEFAULT HEARING BY MAGISTRATE</u>	<u>DISMISSAL FOR WANT OF PROSECUTION</u>	<u>OTHER DISMISSALS</u>	<u>TRANSFERRED OUT</u>	<u>PRIVATE JUDGE REFERRAL</u>	<u>UNAVAILABILITY OF PARTY</u>	<u>STAY / INTER-LOCUTORY APPEAL</u>	<u>OTHER TERMINATIONS</u>	<u>TOTAL TERMINATIONS</u>
LANCASTER	1	14	82	0	0	35	0	0	1	1	1	135
LAWRENCE COUNTY	0	1	18	1	0	4	0	0	0	0	0	24
LEBANON	0	0	23	1	1	0	0	0	0	0	0	25
LICKING COUNTY	1	4	144	0	5	40	0	0	0	2	1	197
LIMA	0	3	108	23	0	37	0	0	0	4	21	196
LORAIN	0	0	0	67	2	40	0	0	0	4	13	126
LYNDHURST	0	0	22	0	0	29	0	0	0	1	0	52
MADISON COUNTY	0	1	18	0	0	5	0	0	0	0	0	24
MANSFIELD	0	1	35	10	3	22	2	0	0	1	9	83
MARIETTA	0	0	0	0	0	0	0	0	0	0	0	0
MARION	0	0	73	0	0	21	0	0	0	0	2	96
MARYSVILLE	0	0	1	0	0	0	0	0	0	0	0	1
MASON	0	0	0	13	12	0	1	0	0	0	1	27
MASSILLON	0	0	90	0	6	58	2	0	0	0	0	156
MAUMEE	0	0	18	0	2	22	0	0	0	0	0	42
MEDINA	0	0	41	4	1	21	2	0	0	0	0	69
MENTOR	1	1	17	0	0	11	0	0	0	1	3	34
MIAMI	0	1	54	4	0	13	3	1	0	3	32	111
MIAMISBURG	0	0	63	4	2	20	0	0	0	1	0	90
MIDDLETOWN	0	5	0	83	10	25	0	0	0	2	0	125
MOUNT VERNON	0	0	24	0	3	5	0	0	0	1	1	34
NAPOLEON	0	0	10	0	0	0	0	0	0	0	0	10
NEW PHILADELPHIA	0	1	7	25	0	8	0	0	0	1	0	42
NEWTON FALLS	0	3	12	0	0	1	0	0	0	0	0	16
NILES	1	3	26	0	0	8	0	0	0	0	6	44
NORWALK	0	2	12	0	1	10	0	0	0	0	0	25
OAKWOOD	0	0	0	0	0	0	0	0	0	0	0	0
OBERLIN	0	0	12	0	0	8	0	0	0	0	1	21
OREGON	0	0	11	0	0	9	0	0	0	1	0	21
OTTAWA COUNTY	0	0	13	4	2	16	0	0	0	0	5	40
PAINESVILLE	0	1	41	1	3	28	0	0	0	1	2	77
PARMA	0	0	2	149	0	26	0	0	0	0	10	187
PERRYSBURG	1	0	31	0	24	7	0	0	0	2	1	66
PORTAGE COUNTY-KEI	0	3	17	1	3	10	0	0	0	1	5	40
PORTAGE COUNTY-RA	1	3	27	0	4	18	0	0	0	3	2	58
PORTSMOUTH	0	10	43	0	13	3	0	0	0	1	4	74
ROCKY RIVER	1	2	29	0	1	21	0	0	0	1	0	55
SANDUSKY	1	11	45	0	2	10	1	0	0	0	2	72
SHAKER HEIGHTS	0	0	23	3	0	16	0	0	0	1	2	45
SHELBY	0	0	0	0	0	0	0	0	0	0	0	0
SIDNEY	0	3	29	0	0	10	1	0	0	1	0	44
SOUTH EUCLID	0	3	4	0	1	9	0	0	0	1	0	18
STEUBENVILLE	0	0	0	0	0	0	0	0	0	0	4	4
STRUTHERS	0	0	12	0	0	4	0	0	2	1	0	19
SYLVANIA	0	4	35	0	0	43	0	0	0	0	0	82
TIFFIN	0	0	17	0	1	5	0	0	0	0	2	25
TOLEDO	7	11	665	0	70	405	19	0	0	3	226	1,406
TOLEDO HOUSING	0	2	318	0	10	73	0	0	0	1	90	494
UPPER SANDUSKY	0	0	4	0	0	2	0	0	0	0	0	6
VAN WERT COUNTY	0	0	7	0	0	7	0	0	0	0	0	14
VANDALIA	0	0	0	66	5	23	0	0	1	3	0	98
VERMILION	0	0	4	0	0	5	0	0	0	0	1	10
WADSWORTH	0	0	19	0	0	6	0	0	0	3	3	31
WARREN	0	4	85	3	1	33	3	0	0	0	1	130
WASHINGTON CH.	0	2	19	0	0	7	0	0	0	0	0	28
WAYNE COUNTY	0	0	1	2	0	14	0	0	0	3	11	31
WILLOUGHBY	1	3	48	0	28	6	1	0	0	1	6	94
XENIA	0	0	33	0	1	10	1	0	0	0	0	45
YOUNGSTOWN	0	0	39	28	0	30	0	0	0	0	15	112
ZANESVILLE	0	3	54	0	0	8	0	0	0	1	0	66
STATEWIDE	56	293	7,624	1,107	632	3,139	173	2	14	162	1,393	14,595

121

**COUNTY COURTS - PERSONAL INJURY and PROPERTY DAMAGE CASES
STATEWIDE NEW CASES FILED AND TOTAL TERMINATIONS COMPARISON
1997 - 2001**



**MUNICIPAL COURTS - CONTRACTS CASES
STATEWIDE NEW CASES FILED AND TOTAL TERMINATIONS COMPARISON
1997 - 2001**



MUNICIPAL COURTS
CONTRACTS OVERALL CASELOADS
2001

<i>COURT</i>	<i>CASES PENDING JANUARY 1</i>	<i>NEW FILINGS</i>	<i>REACTIVATIONS AND TRANSFERS</i>	<i>TOTAL CASES</i>	<i>TOTAL TERMIN- ATIONS</i>	<i>CLEARANCE RATE</i>	<i>CASES PENDING DECEMBER 31</i>	<i>CASES PENDING BEYOND TIME GUIDELINES</i>
AKRON	1,404	5,203	228	6,835	5,566	102.5%	1,269	0
ALLIANCE	242	1,052	10	1,304	1,085	102.2%	219	0
ASHLAND	112	442	5	559	398	89.0%	161	0
ASHTABULA	181	720	11	912	695	95.1%	217	99
ATHENS COUNTY	113	333	12	458	365	105.8%	93	0
AUGLAIZE COUNTY	229	798	0	1,027	879	110.2%	148	0
AVON LAKE	56	184	0	240	153	83.2%	87	0
BARBERTON	186	578	8	772	580	99.0%	192	10
BEDFORD	333	1,170	0	1,503	1,165	99.6%	338	0
BELLEFONTAINE	165	575	0	740	605	105.2%	135	0
BELLEVUE	35	164	1	200	169	102.4%	31	0
BEREA	596	1,050	86	1,732	549	48.3%	1,183	0
BOWLING GREEN	289	1,021	10	1,320	1,142	110.8%	178	0
BRYAN	283	1,598	33	1,914	1,416	86.8%	498	1
CAMBRIDGE	110	490	1	601	491	100.0%	110	0
CAMPBELL	34	55	2	91	61	107.0%	30	0
CANTON	1,009	5,166	14	6,189	5,036	97.2%	1,153	0
CELINA	125	433	5	563	421	96.1%	142	2
CHAMPAIGN COUNTY	151	429	1	581	444	103.3%	137	0
CHARDON	147	551	34	732	569	97.3%	163	0
CHILLICOTHE	26	663	210	899	735	84.2%	164	0
CIRCLEVILLE	142	364	8	514	387	104.0%	127	0
CLARK COUNTY	742	2,840	25	3,607	2,653	92.6%	954	4
CLERMONT COUNTY	268	936	10	1,214	854	90.3%	360	11
CLEVELAND	2,659	8,211	312	11,182	7,822	91.8%	3,360	47
CLEVELAND HEIGHTS	165	882	0	1,047	797	90.4%	250	0
CLEVELAND HOUSING	0	0	0	0	0	-	0	0
CLINTON COUNTY	120	421	0	541	430	102.1%	111	0
CONNEAUT	41	142	0	183	143	100.7%	40	0
COSHOCTON	53	285	11	349	296	100.0%	53	0
CRAWFORD COUNTY	132	642	0	774	585	91.1%	189	0
CUYAHOGA FALLS	872	1,498	10	2,380	1,703	112.5%	677	0
DAYTON	1,908	6,284	42	8,234	6,531	103.2%	1,703	0
DEFIANCE	217	986	4	1,207	982	99.2%	225	0
DELAWARE	187	732	9	928	726	98.0%	202	0
EAST CLEVELAND	242	262	103	607	357	97.8%	250	0
EAST LIVERPOOL	57	172	2	231	174	100.0%	57	0
EATON	288	334	1	623	360	107.5%	263	0
ELYRIA	616	1,101	43	1,760	1,045	91.3%	715	0
EUCLID	256	753	1	1,010	737	97.7%	273	0
FAIRBORN	195	612	25	832	665	104.4%	167	0
FAIRFIELD	217	493	4	714	491	98.8%	223	14
FINDLAY	327	894	16	1,237	979	107.6%	258	27
FOSTORIA	48	338	1	387	340	100.3%	47	0
FRANKLIN	129	263	1	393	263	99.6%	130	24
FRANKLIN COUNTY	5,830	15,335	378	21,543	15,244	97.0%	6,299	843
FRANKLIN COUNTY ENVIRO.	0	0	0	0	0	-	0	0
FREMONT	66	363	3	432	358	97.8%	74	0
GALLIPOLIS	1	828	0	829	488	58.9%	341	0
GARFIELD HEIGHTS	379	1,113	28	1,520	1,238	108.5%	282	1
GIRARD	146	290	4	440	325	110.5%	115	10
HAMILTON	615	1,348	4	1,967	1,116	82.5%	851	180
HAMILTON COUNTY	1,335	10,552	408	12,295	10,933	99.8%	1,362	0
HARDIN COUNTY	98	349	2	449	365	104.0%	84	1
HILLSBORO	0	0	0	0	0	-	0	0
HOCKING COUNTY	56	178	1	235	183	102.2%	52	19
HURON	1	3	0	4	3	100.0%	1	0
IRONTON	45	216	0	261	185	85.6%	76	0
JACKSON COUNTY	1	5	0	6	5	100.0%	1	0
KETTERING	315	875	32	1,222	990	109.2%	232	30
LAKEWOOD	280	1,035	0	1,315	1,050	101.4%	265	0

MUNICIPAL COURTS
CONTRACTS OVERALL CASELOADS (continued)
2001

<u>COURT</u>	<u>CASES PENDING JANUARY 1</u>	<u>NEW FILINGS</u>	<u>REACTIVATIONS AND TRANSFERS</u>	<u>TOTAL CASES</u>	<u>TOTAL TERMIN- ATIONS</u>	<u>CLEARANCE RATE</u>	<u>CASES PENDING DECEMBER 31</u>	<u>CASES PENDING BEYOND TIME GUIDELINES</u>
LANCASTER	265	1,058	11	1,334	1,092	102.2%	242	0
LAWRENCE COUNTY	77	196	12	285	202	97.1%	83	29
LEBANON	59	177	2	238	140	78.2%	98	74
LICKING COUNTY	346	995	1	1,342	1,050	105.4%	292	3
LIMA	1,156	3,415	75	4,646	3,578	102.5%	1,068	35
LORAIN	72	1,010	51	1,133	0	0.0%	1,133	0
LYNDHURST	127	375	0	502	0	0.0%	502	0
MADISON COUNTY	117	304	6	427	320	103.2%	107	0
MANSFIELD	145	307	0	452	281	91.5%	171	0
MARIETTA	196	621	0	817	625	100.6%	192	11
MARION	77	313	0	390	320	102.2%	70	0
MARYSVILLE	142	332	0	474	388	116.9%	86	0
MASON	31	31	0	62	37	119.4%	25	13
MASSILLON	451	1,844	20	2,315	1,796	96.4%	519	4
MAUMEE	182	764	5	951	789	102.6%	162	5
MEDINA	176	492	2	670	501	101.4%	169	9
MENTOR	129	568	27	724	549	92.3%	175	3
MIAMI	932	1,038	452	2,422	1,555	104.4%	867	0
MIAMISBURG	57	181	0	238	178	98.3%	60	1
MIDDLETOWN	338	1,075	24	1,437	1,106	100.6%	331	4
MOUNT VERNON	28	176	0	204	150	85.2%	54	0
NAPOLEON	230	844	0	1,074	816	96.7%	258	0
NEW PHILADELPHIA	208	476	52	736	488	92.4%	248	19
NEWTON FALLS	51	133	1	185	135	100.7%	50	0
NILES	127	323	6	456	352	107.0%	104	0
NORWALK	245	875	12	1,132	951	107.2%	181	0
OAKWOOD	0	0	0	0	0	-	0	0
OBERLIN	193	337	0	530	456	135.3%	74	0
OREGON	59	229	1	289	243	105.7%	46	0
OTTAWA COUNTY	169	525	19	713	595	109.4%	118	0
PAINESVILLE	206	789	45	1,040	730	87.5%	310	0
PARMA	135	1,140	16	1,291	1,199	103.7%	92	0
PERRYSBURG	184	800	0	984	767	95.9%	217	0
PORTAGE COUNTY-KENT	139	479	11	629	483	98.6%	146	10
PORTAGE COUNTY-RAV.	344	1,106	56	1,506	1,107	95.3%	399	5
PORTSMOUTH	749	1,352	56	2,157	1,557	110.6%	600	43
ROCKY RIVER	229	716	47	992	722	94.6%	270	0
SANDUSKY	271	1,216	8	1,495	1,187	97.0%	308	10
SHAKER HEIGHTS	195	615	2	812	588	95.3%	224	0
SHELBY	88	213	0	301	242	113.6%	59	4
SIDNEY	141	744	2	887	739	99.1%	148	0
SOUTH EUCLID	69	234	4	307	227	95.4%	80	1
STEUBENVILLE	5	0	3	8	7	233.3%	1	0
STRUTHERS	176	315	3	494	343	107.9%	151	54
SYLVANIA	168	679	2	849	709	104.1%	140	0
TIFFIN	68	264	17	349	269	95.7%	80	1
TOLEDO	3,909	12,574	331	16,814	12,919	100.1%	3,895	0
TOLEDO HOUSING	47	24	8	79	54	168.8%	25	0
UPPER SANDUSKY	26	109	0	135	109	100.0%	26	4
VAN WERT COUNTY	156	305	0	461	365	119.7%	96	2
VANDALIA	152	492	1	645	516	104.7%	129	0
VERMILION	66	157	2	225	186	117.0%	39	2
WADSWORTH	24	137	0	161	133	97.1%	28	0
WARREN	510	1,272	40	1,822	1,300	99.1%	522	95
WASHINGTON C.H.	136	247	1	384	307	123.8%	77	7
WAYNE COUNTY	569	928	2	1,499	908	97.6%	591	110
WILLOUGHBY	278	946	30	1,254	910	93.2%	344	0
XENIA	263	689	14	966	741	105.4%	225	0
YOUNGSTOWN	2,053	3,970	34	6,057	3,266	81.6%	2,791	0
ZANESVILLE	1	16	0	17	17	106.3%	0	0
STATEWIDE	42,617	136,152	3,673	182,442	135,627	97.0%	46,815	1,881

**MUNICIPAL COURTS
CONTRACTS TERMINATIONS
2001**

COURT	JURY TRIAL	COURT TRIAL	DEFAULT HEARING BY JUDGE	DEFAULT HEARING BY MAGISTRATE	DISMISSAL	OTHER DISMISSALS	TRANSFERRED OUT	PRIVATE JUDGE REFERRAL	UNAVAILABILITY OF PARTY	BANKRUPTCY	OTHER TERMINATIONS	TOTAL TERMINATIONS
					FOR WANT OF PROSECUTION					STAY / INTER-LOCUTORY APPEAL		
AKRON	2	64	4,041	2	285	940	63	0	1	105	63	5,566
ALLIANCE	0	10	849	0	49	141	6	0	2	13	15	1,085
ASHLAND	1	2	302	0	13	71	1	0	0	7	1	398
ASHTABULA	0	1	554	0	0	89	2	0	0	22	27	695
ATHENS COUNTY	0	1	216	0	6	71	0	0	0	12	59	365
AUGLAIZE COUNTY	0	5	609	0	0	99	0	0	0	9	157	879
AVON LAKE	0	9	6	0	6	52	1	1	0	0	78	153
BARBERTON	2	34	389	0	3	125	2	0	0	24	1	580
BEDFORD	0	43	821	1	15	258	0	5	8	21	56	1,228
BELLEFONTAINE	0	0	501	0	32	60	2	0	0	9	1	605
BELLEVUE	0	0	134	0	0	31	0	0	0	4	0	169
BEREA	0	0	276	1	1	183	2	0	0	1	85	549
BOWLING GREEN	0	9	938	0	66	114	4	0	0	11	0	1,142
BRYAN	0	3	1,132	0	28	217	3	0	0	17	16	1,416
CAMBRIDGE	0	4	354	2	0	125	1	0	0	5	0	491
CAMPBELL	0	5	34	0	0	17	0	0	1	4	0	61
CANTON	1	42	3,868	7	244	750	0	0	0	18	110	5,040
CELINA	0	16	320	0	4	72	3	0	0	5	1	421
CHAMPAIGN COUNTY	1	3	291	1	30	67	10	0	2	16	23	444
CHARDON	0	12	290	1	30	120	9	0	0	9	98	569
CHILLICOTHE	0	15	475	4	0	205	0	0	0	36	3	738
CIRCLEVILLE	0	21	245	0	0	104	1	0	0	14	2	387
CLARK COUNTY	0	76	1,892	22	223	340	0	0	33	47	20	2,653
CLERMONT COUNTY	0	16	580	9	40	206	3	0	0	0	0	854
CLEVELAND	4	126	56	4,320	470	1,080	23	0	0	466	1,277	7,822
CLEVELAND HEIGHTS	0	20	363	89	14	311	0	0	0	0	0	797
CLEVELAND HOUSING	0	0	0	0	0	0	0	0	0	0	0	0
CLINTON COUNTY	3	20	314	0	0	93	0	0	0	0	0	430
CONNEAUT	0	1	105	0	0	30	0	0	1	2	4	143
COSHOCTON	0	2	230	0	4	39	0	0	0	13	8	296
CRAWFORD COUNTY	0	5	569	0	0	2	2	0	0	7	0	585
CUYAHOGA FALLS	0	56	1,020	8	219	177	0	0	0	0	223	1,703
DAYTON	0	19	4,927	1	437	873	0	0	0	58	216	6,531
DEFIANCE	2	57	726	0	25	158	1	0	0	13	0	982
DELAWARE	0	7	13	464	25	137	3	0	0	21	56	726
EAST CLEVELAND	0	34	0	261	2	3	17	0	16	2	22	357
EAST LIVERPOOL	4	3	134	0	11	16	0	0	0	0	6	174
EATON	0	0	248	0	0	75	0	0	0	19	18	360
ELYRIA	0	0	1	577	59	264	0	0	0	44	100	1,045
EUCLID	0	56	518	0	37	122	4	0	0	0	0	737
FAIRBORN	1	0	416	1	72	118	3	0	2	13	39	665
FAIRFIELD	0	3	15	302	20	97	4	3	2	0	45	491
FINDLAY	0	9	640	0	37	228	8	0	0	38	19	979
FOSTORIA	0	0	285	0	7	33	0	0	0	8	7	340
FRANKLIN	0	1	4	196	0	62	0	0	0	0	0	263
FRANKLIN COUNTY	8	104	10,500	19	1,026	2,159	42	1	0	237	1,148	15,244
FRANKLIN COUNTY ENVIRO.	0	0	0	0	0	0	0	0	0	0	0	0
FREMONT	0	0	271	0	11	48	0	0	0	6	22	358
GALLIPOLIS	0	0	411	0	0	69	0	0	0	8	0	488
GARFIELD HEIGHTS	4	35	827	3	74	243	10	0	0	19	23	1,238
GIRARD	3	6	186	9	2	80	0	0	0	8	31	325
HAMILTON	0	32	868	0	1	182	0	0	0	0	33	1,116
HAMILTON COUNTY	5	55	9,784	0	1,022	1	0	0	0	0	66	10,933
HARDIN COUNTY	0	18	294	0	0	48	0	0	0	2	3	365
HILLSBORO	0	0	0	0	0	0	0	0	0	0	0	0
HOCKING COUNTY	0	0	129	0	0	48	0	0	0	0	6	183
HURON	0	0	3	0	0	0	0	0	0	0	0	3
IRONTON	2	3	138	11	1	29	1	0	0	0	0	185
JACKSON COUNTY	0	0	2	0	0	2	1	0	0	0	0	5
KETTERING	0	7	664	0	72	208	4	0	0	18	17	990
LAKEWOOD	0	44	748	0	38	208	0	0	0	12	0	1,050

MUNICIPAL COURTS
CONTRACTS TERMINATIONS (continued)
2001

COURT	JURY TRIAL	COURT TRIAL	DEFAULT HEARING BY JUDGE	DEFAULT HEARING BY MAGISTRATE	DISMISSAL	OTHER DISMISSALS	TRANS-FERRED OUT	PRIVATE JUDGE REFERRAL	UNVAvail-ABILITY OF PARTY	BANKRUPTCY	OTHER TERMINATIONS	TOTAL TERMINATIONS
					FOR WANT OF PROSECUTION					STAY / INTER-LOCUTORY APPEAL		
LANCASTER	0	33	812	3	0	211	5	0	2	25	1	1,092
LAWRENCE COUNTY	1	2	147	2	1	37	1	0	1	10	0	202
LEBANON	0	0	105	7	25	1	0	0	0	0	2	140
LICKING COUNTY	0	5	833	0	26	145	4	0	0	31	6	1,050
LIMA	0	11	2,541	267	27	519	0	3	0	75	144	3,587
LORAIN	0	0	0	682	11	385	0	0	0	67	0	0
LYNDHURST	0	40	245	0	0	198	0	0	0	9	2	0
MADISON COUNTY	0	12	224	0	0	79	0	0	0	5	0	320
MANSFIELD	0	8	162	37	10	50	2	0	0	2	10	281
MARIETTA	0	3	524	0	2	91	0	0	0	5	0	625
MARION	0	0	280	0	0	15	0	0	0	0	25	320
MARYSVILLE	1	2	276	0	0	108	0	0	0	0	1	388
MASON	0	1	2	18	15	0	0	0	0	1	0	37
MASSILLON	1	7	1,418	4	54	281	3	0	0	23	5	1,796
MAUMEE	0	4	549	0	23	199	1	0	0	5	8	789
MEDINA	0	0	340	13	19	111	6	0	0	12	0	501
MENTOR	0	9	313	0	0	205	0	0	0	8	14	549
MIAMI	0	17	695	10	2	179	15	9	7	90	531	1,555
MIAMISBURG	0	1	118	5	19	34	1	0	0	0	0	178
MIDDLETOWN	0	44	0	769	129	143	4	0	0	17	0	1,106
MOUNT VERNON	0	0	115	0	5	24	0	0	0	5	1	150
NAPOLEON	0	3	689	0	116	4	1	0	0	0	3	816
NEW PHILADELPHIA	0	6	81	288	0	50	0	0	0	5	58	488
NEWTON FALLS	1	20	98	0	4	8	0	0	0	3	1	135
NILES	1	11	250	0	11	42	0	0	0	9	28	352
NORWALK	0	42	723	0	29	136	4	0	0	16	1	951
OAKWOOD	0	0	0	0	0	0	0	0	0	0	0	0
OBERLIN	0	10	309	10	1	109	0	0	0	7	11	457
OREGON	0	0	183	0	0	54	0	0	0	1	5	243
OTTAWA COUNTY	0	7	392	1	21	76	0	0	5	2	91	595
PAINESVILLE	0	13	410	5	29	188	7	0	2	18	58	730
PARMA	0	10	3	1,179	9	155	0	0	0	5	74	1,435
PERRYSBURG	1	8	548	0	162	24	8	1	0	3	12	767
PORTAGE COUNTY-KENT	5	11	309	0	49	71	0	0	0	11	27	483
PORTAGE COUNTY-RAV.	1	20	688	1	61	210	24	0	1	52	49	1,107
PORTSMOUTH	1	56	1,116	1	152	144	3	1	3	27	53	1,557
ROCKY RIVER	0	32	380	0	64	234	0	0	0	12	0	722
SANDUSKY	0	73	979	0	18	102	3	0	0	9	3	1,187
SHAKER HEIGHTS	0	4	316	14	11	203	2	0	0	18	20	588
SHELBY	1	6	196	0	0	38	0	0	0	0	1	242
SIDNEY	0	4	572	0	0	140	1	0	0	20	2	739
SOUTH EUCLID	0	6	130	5	2	67	3	0	0	3	11	227
STEUBENVILLE	0	0	0	0	0	2	0	0	0	0	5	7
STRUTHERS	0	0	257	0	0	69	1	0	3	8	5	343
SYLVANIA	0	15	530	0	0	163	0	0	0	1	0	709
TIFFIN	0	3	195	0	4	43	0	0	0	9	15	269
TOLEDO	0	14	10,016	0	542	1,926	0	0	0	77	344	12,919
TOLEDO HOUSING	0	2	29	0	3	4	0	0	0	0	16	54
UPPER SANDUSKY	1	1	87	0	10	1	0	0	0	4	5	109
VAN WERT COUNTY	1	2	260	0	0	101	0	0	0	0	1	365
VANDALIA	0	0	0	368	26	112	0	0	0	8	2	516
VERMILION	0	11	119	0	2	37	0	0	0	9	8	186
WADSWORTH	0	2	92	0	0	26	0	0	0	5	8	133
WARREN	1	67	921	11	16	227	4	0	0	39	14	1,300
WASHINGTON C.H.	0	21	240	0	0	37	0	0	0	9	0	307
WAYNE COUNTY	0	13	28	65	0	350	0	0	0	15	437	908
WILLOUGHBY	0	23	448	0	288	83	10	0	0	27	31	910
XENIA	1	8	513	0	76	114	5	0	0	12	12	741
YOUNGSTOWN	0	1	1,225	1,069	0	816	0	0	0	3	152	3,266
ZANESVILLE	0	1	16	0	0	0	0	0	0	0	0	17
STATEWIDE	61	1,839	87,573	11,145	6,835	20,881	354	24	92	2,260	6,518	137,582

MUNICIPAL COURTS
F.E.D. OVERALL CASELOADS
2001

<i>COURT</i>	<i>CASES PENDING JANUARY 1</i>	<i>NEW FILINGS</i>	<i>REACTIVATIONS AND TRANSFERS</i>	<i>TOTAL CASES</i>	<i>TOTAL TERMIN- ATIONS</i>	<i>CLEARANCE RATE</i>	<i>CASES PENDING DECEMBER 31</i>	<i>CASES PENDING BEYOND TIME GUIDELINES</i>
AKRON	1,514	4,139	55	5,708	3,980	94.9%	1,728	0
ALLIANCE	130	258	3	391	285	109.2%	106	0
ASHLAND	53	110	2	165	91	81.3%	74	0
ASHTABULA	25	236	4	265	207	86.3%	58	3
ATHENS COUNTY	25	108	4	137	121	108.0%	16	0
AUGLAIZE COUNTY	34	167	13	214	178	98.9%	36	0
AVON LAKE	2	22	0	24	17	77.3%	7	0
BARBERTON	209	563	0	772	545	96.8%	227	1
BEDFORD	101	1,627	0	1,728	1,687	103.7%	41	0
BELLEFONTAINE	141	320	0	461	298	93.1%	163	0
BELLEVUE	9	36	0	45	37	102.8%	8	0
BEREA	60	493	22	575	363	70.5%	212	0
BOWLING GREEN	75	243	1	319	274	112.3%	45	0
BRYAN	43	149	2	194	126	83.4%	68	0
CAMBRIDGE	17	88	2	107	92	102.2%	15	0
CAMPBELL	2	72	0	74	70	97.2%	4	0
CANTON	603	1,913	2	2,518	1,803	94.2%	715	0
CELINA	9	130	0	139	130	100.0%	9	0
CHAMPAIGN COUNTY	45	172	1	218	165	95.4%	53	0
CHARDON	10	146	4	160	123	82.0%	37	0
CHILLICOTHE	27	358	147	532	301	59.6%	231	0
CIRCLEVILLE	40	333	1	374	343	102.7%	31	0
CLARK COUNTY	1,027	1,261	0	2,288	1,143	90.6%	1,145	0
CLERMONT COUNTY	182	1,995	5	2,182	2,039	102.0%	143	0
CLEVELAND	0	0	0	0	0	-	0	0
CLEVELAND HEIGHTS	186	422	2	610	374	88.2%	236	1
CLEVELAND HOUSING	1,853	12,141	25	14,019	11,092	91.2%	2,927	0
CLINTON COUNTY	44	308	0	352	267	86.7%	85	0
CONNEAUT	10	71	0	81	77	108.5%	4	0
COSHOCTON	15	122	1	138	115	93.5%	23	0
CRAWFORD COUNTY	27	194	1	222	194	99.5%	28	0
CUYAHOGA FALLS	724	718	0	1,442	1,133	157.8%	309	0
DAYTON	1,986	3,083	2	5,071	3,177	103.0%	1,894	0
DEFIANCE	22	155	0	177	152	98.1%	25	0
DELAWARE	63	479	2	544	450	93.6%	94	0
EAST CLEVELAND	834	1,286	465	2,585	1,867	106.6%	718	0
EAST LIVERPOOL	12	72	0	84	77	106.9%	7	0
EATON	6	77	1	84	58	74.4%	26	0
ELYRIA	385	954	26	1,365	1,055	107.7%	310	0
EUCLID	200	1,079	0	1,279	1,130	104.7%	149	0
FAIRBORN	143	359	3	505	306	84.5%	199	0
FAIRFIELD	81	476	1	558	500	104.8%	58	0
FINDLAY	104	386	1	491	414	107.0%	77	0
FOSTORIA	62	93	0	155	115	123.7%	40	0
FRANKLIN	21	224	11	256	252	107.2%	4	1
FRANKLIN COUNTY	18,172	19,861	232	38,265	16,555	82.4%	21,710	9,445
FRANKLIN CO. ENVIRO.	0	0	0	0	0	-	0	0
FREMONT	37	133	5	175	143	103.6%	32	0
GALLIPOLIS	5	49	0	54	52	106.1%	2	0
GARFIELD HEIGHTS	74	408	4	486	423	102.7%	63	0
GIRARD	33	258	0	291	243	94.2%	48	0
HAMILTON	128	1,442	3	1,573	1,405	97.2%	168	17
HAMILTON COUNTY	9,978	16,322	116	26,416	16,269	99.0%	10,147	0
HARDIN COUNTY	17	63	0	80	73	115.9%	7	0
HILLSBORO	11	177	0	188	178	100.6%	10	0
HOCKING COUNTY	30	73	0	103	66	90.4%	37	26
HURON	1	50	0	51	43	86.0%	8	0
IRONTON	2	100	0	102	89	89.0%	13	0
JACKSON COUNTY	10	117	0	127	99	84.6%	28	0
KETTERING	195	220	1	416	321	145.2%	95	1
LAKEWOOD	143	604	0	747	559	92.5%	188	0

MUNICIPAL COURTS
F.E.D. OVERALL CASELOADS (continued)
2001

<u>COURT</u>	<u>CASES PENDING JANUARY 1</u>	<u>NEW FILINGS</u>	<u>REACTIVATIONS AND TRANSFERS</u>	<u>TOTAL CASES</u>	<u>TOTAL TERMIN- ATIONS</u>	<u>CLEARANCE RATE</u>	<u>CASES PENDING DECEMBER 31</u>	<u>CASES PENDING BEYOND TIME GUIDELINES</u>
LANCASTER (Fairfield Co.)	124	541	15	680	543	97.7%	137	0
LAWRENCE COUNTY	14	89	2	105	91	100.0%	14	9
LEBANON	44	224	0	268	238	106.3%	30	1
LICKING COUNTY	277	710	1	988	579	81.4%	409	1
LIMA	230	888	3	1,121	1,052	118.1%	69	1
LORAIN	292	1,026	0	1,318	1,220	118.9%	98	0
LYNDHURST	54	477	0	531	478	100.2%	53	0
MADISON COUNTY	15	157	1	173	142	89.9%	31	0
MANSFIELD	627	1,078	0	1,705	971	90.1%	734	0
MARIETTA	53	166	0	219	168	101.2%	51	6
MARION	182	470	5	657	492	103.6%	165	0
MARYSVILLE	41	242	2	285	252	103.3%	33	0
MASON	34	281	0	315	262	93.2%	53	2
MASSILLON	384	519	1	904	546	105.0%	358	1
MAUMEE	23	61	0	84	70	114.8%	14	0
MEDINA	83	337	1	421	298	88.2%	123	6
MENTOR	17	232	2	251	220	94.0%	31	0
MIAMI	1,511	516	86	2,113	632	105.0%	1,481	0
MIAMISBURG	320	558	1	879	584	104.5%	295	0
MIDDLETOWN	180	1,753	39	1,972	1,754	97.9%	218	0
MOUNT VERNON	92	146	3	241	191	128.2%	50	0
NAPOLEON	65	110	0	175	90	81.8%	85	0
NEW PHILADELPHIA	74	255	0	329	256	100.4%	73	0
NEWTON FALLS	16	145	0	161	131	90.3%	30	0
NILES	44	226	0	270	236	104.4%	34	0
NORWALK	27	252	1	280	263	104.0%	17	0
OAKWOOD	1	4	0	5	5	125.0%	0	0
OBERLIN	72	99	0	171	141	142.4%	30	0
OREGON	10	105	0	115	107	101.9%	8	0
OTTAWA COUNTY	20	127	3	150	92	70.8%	58	0
PAINESVILLE	80	424	3	507	417	97.7%	90	0
PARMA	46	1,112	1	1,159	1,139	102.3%	20	0
PERRYSBURG	89	402	0	491	362	90.0%	129	0
PORTAGE CO. - KENT	86	431	4	521	428	98.4%	93	2
PORTAGE CO. - RAV.	128	660	14	802	659	97.8%	143	0
PORTSMOUTH	98	458	27	583	492	101.4%	91	1
ROCKY RIVER	71	319	6	396	337	103.7%	59	0
SANDUSKY	100	305	0	405	304	99.7%	101	0
SHAKER HEIGHTS	108	328	0	436	315	96.0%	121	0
SHELBY	62	82	0	144	92	112.2%	52	0
SIDNEY	12	266	1	279	250	93.6%	29	0
SOUTH EUCLID	9	68	0	77	64	94.1%	13	0
STEUBENVILLE	52	125	0	177	160	128.0%	17	0
STRUTHERS	41	57	0	98	78	136.8%	20	5
SYLVANIA	99	344	151	594	492	99.4%	102	0
TIFFIN	41	92	3	136	96	101.1%	40	0
TOLEDO	32	0	0	32	32	-	0	0
TOLEDO HOUSING	2,108	5,371	49	7,528	4,905	90.5%	2,623	0
UPPER SANDUSKY	6	39	0	45	39	100.0%	6	0
VAN WERT COUNTY	16	67	0	83	70	104.5%	13	0
VANDALIA	73	626	0	699	639	102.1%	60	0
VERMILION	34	79	0	113	101	127.8%	12	1
WADSWORTH	20	117	1	138	116	98.3%	22	0
WARREN	252	962	4	1,218	885	91.6%	333	23
WASHINGTON CH.	50	122	0	172	128	104.9%	44	0
WAYNE COUNTY	153	531	2	686	527	98.9%	159	33
WILLOUGHBY	56	457	7	520	453	97.6%	67	0
XENIA	217	317	8	542	337	103.7%	205	0
YOUNGSTOWN	1,229	1,177	8	2,414	1,092	92.2%	1,322	0
ZANESVILLE	17	260	0	277	266	102.3%	5	0
STATEWIDE	50,302	104,907	1,625	156,834	101,120	94.9%	55,714	9,587

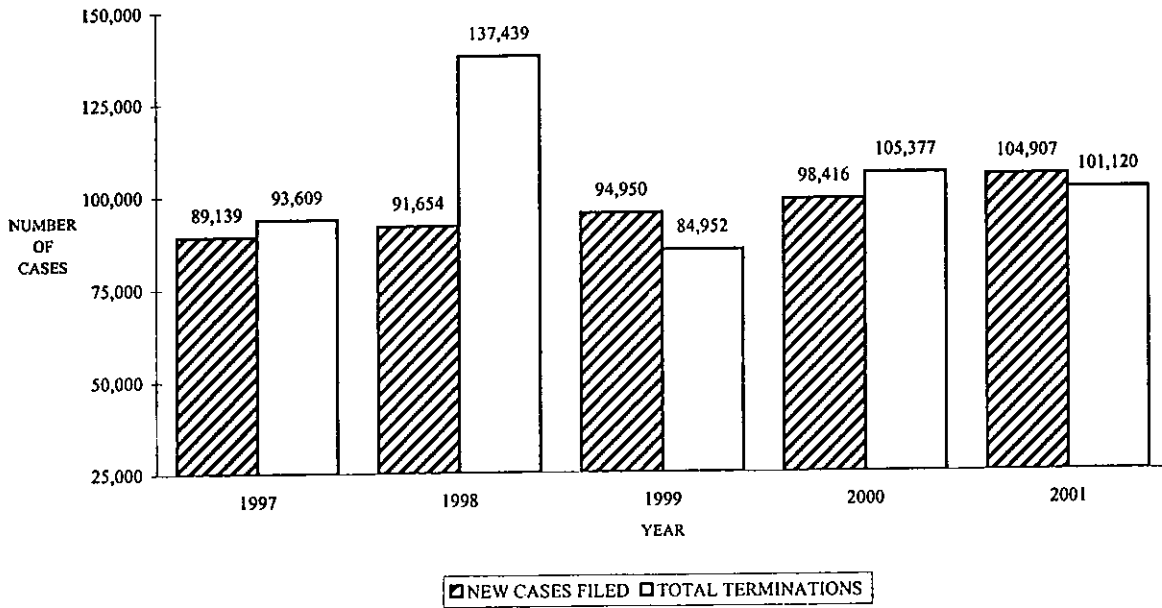
MUNICIPAL COURTS
F.E.D. TERMINATIONS
2001

COURT	JURY TRIAL	COURT TRIAL	DEFAULT HEARING BY JUDGE	DEFAULT HEARING BY MAGISTRATE	FOR WANT OF PROSECUTION	OTHER DISMISSALS	TRANSFERRED OUT	PRIVATE JUDGE REFERRAL	UNAVAILABILITY OF PARTY	BANKRUPTCY	OTHER TERMINATIONS	TOTAL TERMINATIONS
										STAY / INTERLOCUTORY APPEAL		
AKRON	0	5	738	982	1,903	290	26	0	1	4	31	3,980
ALLIANCE	0	5	118	0	96	58	0	0	1	0	7	285
ASHLAND	1	1	29	0	30	30	0	0	0	0	0	91
ASHTABULA	0	0	92	0	0	113	0	0	0	1	1	207
ATHENS COUNTY	0	0	47	0	3	59	0	0	0	0	12	121
AUGLAIZE COUNTY	0	0	74	0	0	31	0	0	0	0	73	178
AVON LAKE	0	1	2	0	1	13	0	0	0	0	0	17
BARBERTON	0	25	331	0	33	149	4	0	1	1	1	545
BEDFORD	0	0	817	3	36	769	33	0	4	1	24	1,687
BELLEFONTAINE	0	0	119	0	103	76	0	0	0	0	0	298
BELLEVUE	0	1	19	0	0	17	0	0	0	0	0	37
BEREA	0	0	59	23	0	194	1	0	0	1	85	363
BOWLING GREEN	0	3	114	41	11	101	3	0	0	0	1	274
BRYAN	0	2	71	0	4	45	0	0	0	2	2	126
CAMBRIDGE	0	1	2	50	0	37	0	0	0	1	1	92
CAMPBELL	0	0	51	0	0	19	0	0	0	0	0	70
CANTON	0	42	310	440	715	217	0	0	0	1	78	1,803
CELINA	0	99	0	0	0	31	0	0	0	0	0	130
CHAMPAIGN COUNTY	0	3	87	1	10	51	1	0	0	3	9	165
CHARDON	0	8	84	0	1	21	0	0	0	1	8	123
CHILLICOTHE	0	0	9	162	0	124	3	0	0	3	0	301
CIRCLEVILLE	0	1	3	198	0	140	0	0	0	1	0	343
CLARK COUNTY	0	5	6	183	638	308	0	0	0	3	0	1,143
CLERMONT COUNTY	0	4	1,192	53	96	689	2	0	0	0	3	2,039
CLEVELAND	0	0	0	0	0	0	0	0	0	0	0	0
CLEVELAND HEIGHTS	0	10	35	96	137	94	0	0	0	0	2	374
CLEVELAND HOUSING	0	139	43	9,394	593	423	1	0	0	7	492	11,092
CLINTON COUNTY	0	0	153	0	0	114	0	0	0	0	0	267
CONNEAUT	0	0	42	0	0	35	0	0	0	0	0	77
COSHOCTON	0	1	94	0	0	19	0	0	0	1	0	115
CRAWFORD COUNTY	0	0	181	0	0	13	0	0	0	0	0	194
CUYAHOGA FALLS	0	9	7	231	601	239	0	0	0	0	46	1,133
DAYTON	0	2	585	6	2,018	505	29	0	0	0	32	3,177
DEFIANCE	0	5	96	0	5	46	0	0	0	0	0	152
DELAWARE	0	0	2	113	121	210	1	0	0	2	1	450
EAST CLEVELAND	0	144	0	1,268	41	86	0	0	326	1	1	1,867
EAST LIVERPOOL	0	0	43	0	21	9	0	0	0	0	4	77
EATON	0	0	39	0	0	16	0	0	0	1	2	58
ELYRIA	0	0	0	400	155	490	0	0	0	0	10	1,055
EUCLID	0	8	594	0	36	490	2	0	0	0	0	1,130
FAIRBORN	0	0	56	0	153	89	0	0	0	0	8	306
FAIRFIELD	0	0	0	114	3	341	0	0	0	0	42	500
FINDLAY	0	227	0	0	41	143	1	1	0	0	1	414
FOSTORIA	0	3	35	0	43	32	0	0	0	0	2	115
FRANKLIN	0	0	0	170	0	82	0	0	0	0	0	252
FRANKLIN COUNTY	1	32	1,540	3,022	6,975	4,469	25	2	4	62	423	16,555
FRANKLIN CO. ENVIRO.	0	0	0	0	0	0	0	0	0	0	0	0
FREMONT	0	0	56	0	16	64	0	0	0	0	7	143
GALLIPOLIS	0	0	36	0	0	16	0	0	0	0	0	52
GARFIELD HEIGHTS	0	1	3	193	10	209	2	0	0	1	4	423
GIRARD	0	0	1	107	21	111	1	0	0	1	1	243
HAMILTON	0	0	0	398	625	371	0	0	0	0	11	1,405
HAMILTON COUNTY	1	6	7,581	0	8,616	0	46	0	0	0	19	16,269
HARDIN COUNTY	0	51	1	0	0	21	0	0	0	0	0	73
HILLSBORO	0	0	97	0	0	71	2	0	8	0	0	178
HOCKING COUNTY	0	0	45	0	0	21	0	0	0	0	0	66
HURON	0	0	27	0	0	16	0	0	0	0	0	43
IRONTON	1	0	8	70	0	10	0	0	0	0	0	89
JACKSON COUNTY	1	4	35	0	0	55	0	0	0	0	4	99
KETTERING	0	3	51	0	195	67	0	0	0	2	3	321
LAKEWOOD	0	183	56	0	4	316	0	0	0	0	0	559

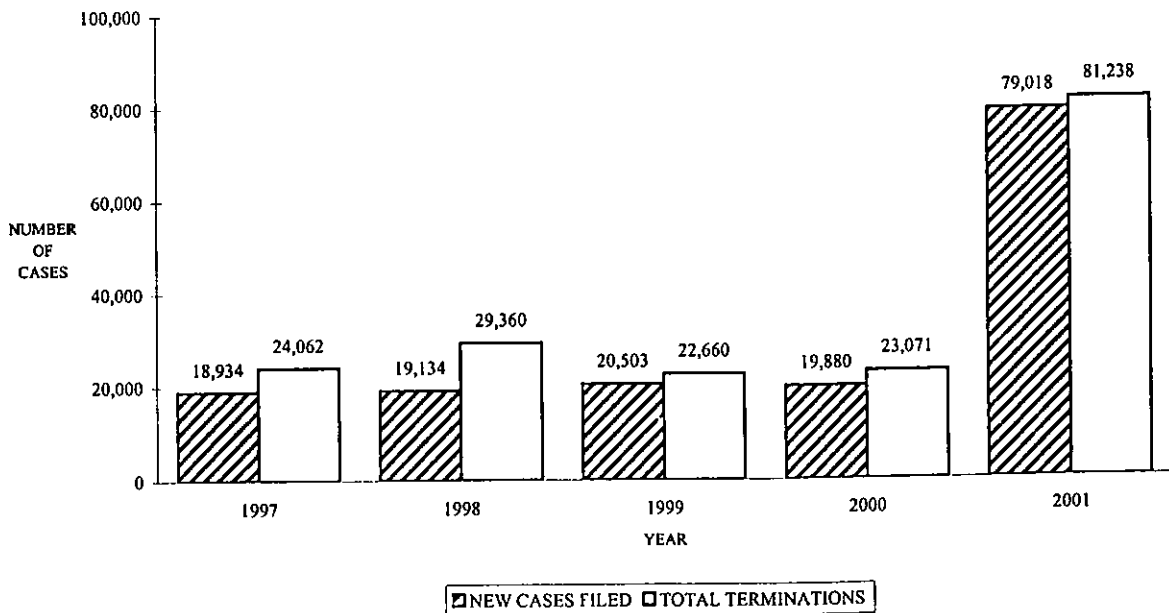
MUNICIPAL COURTS
F.E.D. TERMINATIONS (continued)
2001

<u>COURT</u>	<u>JURY TRIAL</u>	<u>COURT TRIAL</u>	<u>DEFAULT HEARING BY JUDGE</u>	<u>DEFAULT HEARING BY MAGISTRATE</u>	<u>FOR WANT OF PROSECUTION</u>	<u>OTHER DISMISSALS</u>	<u>TRANSFERRED OUT</u>	<u>PRIVATE JUDGE REFERRAL</u>	<u>UNAVAILABLE OF PARTY</u>	<u>STAY / INTER-LOCUTORY APPEAL</u>	<u>OTHER TERMINATIONS</u>	<u>TOTAL TERMINATIONS</u>
LANCASTER (Fairfield Co.)	0	236	26	0	0	275	3	0	0	3	0	543
LAWRENCE COUNTY	0	1	56	11	0	23	0	0	0	0	0	91
LEBANON	0	0	29	144	58	2	0	0	0	0	5	238
LICKING COUNTY	0	3	114	0	304	151	0	0	0	3	4	579
LIMA	0	0	32	956	0	16	0	0	0	0	48	1,052
LORAIN	0	0	0	89	310	586	0	0	0	7	228	1,220
LYNDHURST	0	6	162	0	0	310	0	0	0	0	0	478
MADISON COUNTY	0	82	1	0	0	56	0	0	1	2	0	142
MANSFIELD	0	10	46	41	263	299	0	0	0	1	311	971
MARIETTA	0	18	29	0	17	104	0	0	0	0	0	168
MARION	0	0	484	0	0	4	0	0	0	0	4	492
MARYSVILLE	0	0	10	99	0	143	0	0	0	0	0	252
MASON	0	0	2	56	204	0	0	0	0	0	0	262
MASSILLON	0	0	165	16	200	158	1	0	0	5	1	546
MAUMEE	0	7	10	0	13	40	0	0	0	0	0	70
MEDINA	0	0	29	88	54	119	7	0	0	1	0	298
MENTOR	0	1	134	0	0	83	1	0	0	0	1	220
MIAMI	0	2	179	17	0	145	1	1	0	8	279	632
MIAMISBURG	1	66	41	0	326	140	7	0	0	1	2	584
MIDDLETOWN	0	10	0	979	72	686	1	0	0	6	0	1,754
MOUNT VERNON	0	0	39	0	122	29	1	0	0	0	0	191
NAPOLEON	0	0	23	0	67	0	0	0	0	0	0	90
NEW PHILADELPHIA	0	0	4	190	0	59	0	0	0	2	1	256
NEWTON FALLS	0	5	60	0	16	48	0	0	0	0	2	131
NILES	0	29	104	0	28	29	0	0	1	0	45	236
NORWALK	0	2	119	0	27	115	0	0	0	0	0	263
OAKWOOD	0	1	0	0	0	4	0	0	0	0	0	5
OBERLIN	0	0	38	6	1	91	2	0	0	1	2	141
OREGON	0	0	30	0	0	77	0	0	0	0	0	107
OTTAWA COUNTY	0	0	44	0	11	28	0	0	0	0	9	92
PAINESVILLE	0	14	248	3	12	132	2	0	0	1	5	417
PARMA	0	1	0	35	0	19	1,079	0	0	0	5	1,139
PERRYSBURG	0	0	81	0	273	5	0	0	0	3	0	362
PORTAGE CO. - KENT	1	3	133	18	129	124	7	0	0	7	6	428
PORTAGE CO. - RAV.	1	3	162	32	157	281	3	0	0	17	3	659
PORTSMOUTH	3	378	23	1	21	42	19	0	1	0	4	492
ROCKY RIVER	0	83	45	0	62	143	1	0	0	0	3	337
SANDUSKY	0	9	8	183	29	73	1	0	0	0	1	304
SHAKER HEIGHTS	0	3	31	40	71	159	1	0	0	4	6	315
SHELBY	0	0	50	0	0	42	0	0	0	0	0	92
SIDNEY	0	0	184	0	0	63	0	0	0	3	0	250
SOUTH EUCLID	0	2	1	21	2	31	2	0	0	2	3	64
STEUBENVILLE	0	0	92	0	0	68	0	0	0	0	0	160
STRUTHERS	0	0	42	0	0	18	0	0	0	2	16	78
SYLVANIA	0	173	81	0	0	238	0	0	0	0	0	492
TIFFIN	4	53	0	0	16	13	1	0	0	1	8	96
TOLEDO	0	0	0	0	0	0	0	0	0	0	32	32
TOLEDO HOUSING	0	5	421	3,056	630	544	27	0	0	4	218	4,905
UPPER SANDUSKY	0	0	26	0	9	4	0	0	0	0	0	39
VAN WERT COUNTY	0	0	31	0	0	39	0	0	0	0	0	70
VANDALIA	0	0	0	456	18	164	0	0	0	1	0	639
VERMILION	0	22	20	0	9	44	0	0	0	2	4	101
WADSWORTH	0	0	44	0	4	54	2	0	0	1	11	116
WARREN	2	687	1	0	9	182	0	0	0	1	3	885
WASHINGTON CH.	0	1	79	0	0	47	0	0	0	1	0	128
WAYNE COUNTY	0	0	27	171	0	250	0	0	0	2	77	527
WILLOUGHBY	0	4	176	0	246	20	4	0	0	1	2	453
XENIA	0	3	64	0	204	58	3	0	2	0	3	337
YOUNGSTOWN	0	0	0	855	0	219	0	0	0	0	18	1,092
ZANESVILLE	0	2	210	0	0	54	0	0	0	0	0	266
STATEWIDE	17	2,959	20,206	25,281	28,104	19,825	1,359	4	350	194	2,821	101,120

MUNICIPAL COURTS - F.E.D. CASES
STATEWIDE NEW CASES FILED AND TOTAL TERMINATIONS COMPARISON
1997- 2001



MUNICIPAL COURTS - OTHER CIVIL CASES
STATEWIDE NEW CASES FILED AND TOTAL TERMINATIONS COMPARISON
1997 - 2001



MUNICIPAL COURTS
OTHER CIVIL OVERALL CASELOADS
2001

<u>COURT</u>	<u>CASES PENDING JANUARY 1</u>	<u>NEW FILINGS</u>	<u>REACTIVATIONS AND TRANSFERS</u>	<u>TOTAL CASES</u>	<u>TOTAL TERMIN- ATIONS</u>	<u>CLEARANCE RATE</u>	<u>CASES PENDING DECEMBER 31</u>	<u>CASES PENDING BEYOND TIME GUIDELINES</u>
AKRON	37	286	9	332	294	99.7%	38	0
ALLIANCE	5	15	0	20	15	100.0%	5	0
ASHLAND	2	28	0	30	30	107.1%	0	0
ASHTABULA	50	60	12	122	66	91.7%	56	0
ATHENS COUNTY	2	9	1	12	8	80.0%	4	0
AUGLAIZE COUNTY	6	53	3	62	17	30.4%	45	0
AVON LAKE	12	11	0	23	20	181.8%	3	0
BARBERTON	3	38	0	41	27	71.1%	14	0
BEDFORD	0	21	0	21	20	95.2%	1	0
BELLEFONTAINE	5	21	0	26	17	81.0%	9	0
BELLEVUE	0	6	1	7	6	85.7%	1	0
BEREA	40	897	27	964	95	10.3%	869	0
BOWLING GREEN	1	26	1	28	23	85.2%	5	0
BRYAN	0	4	2	6	6	100.0%	0	0
CAMBRIDGE	5	13	0	18	15	115.4%	3	0
CAMPBELL	1	4	0	5	4	100.0%	1	0
CANTON	0	84	0	84	84	100.0%	0	0
CELINA	10	18	6	34	26	108.3%	8	11
CHAMPAIGN COUNTY	4	12	0	16	13	108.3%	3	0
CHARDON	7	32	1	40	34	103.0%	6	0
CHILLICOTHE	2	24	5	31	14	48.3%	17	0
CIRCLEVILLE	5	10	0	15	14	140.0%	1	0
CLARK COUNTY	3	16	0	19	9	56.3%	10	0
CLERMONT COUNTY	312	912	4	1,228	840	91.7%	388	9
CLEVELAND	254	2,917	27	3,198	3,037	103.2%	161	0
CLEVELAND HEIGHTS	8	61	0	69	61	100.0%	8	0
CLEVELAND HOUSING	122	57	4	183	71	116.4%	112	0
CLINTON COUNTY	13	30	0	43	29	96.7%	14	0
CONNEAUT	2	5	0	7	6	120.0%	1	0
COSHOCTON	1	25	3	29	27	96.4%	2	0
CRAWFORD COUNTY	9	44	1	54	52	115.6%	2	0
CUYAHOGA FALLS	25	119	0	144	118	99.2%	26	0
DAYTON	107	54	870	1,031	926	100.2%	105	0
DEFIANCE	11	75	0	86	74	98.7%	12	0
DELAWARE	4	28	0	32	32	114.3%	0	0
EAST CLEVELAND	12	14	0	26	22	157.1%	4	0
EAST LIVERPOOL	6	13	0	19	16	123.1%	3	0
EATON	5	22	0	27	22	100.0%	5	0
ELYRIA	15	45	28	88	76	104.1%	12	0
EUCLID	2	34	0	36	36	105.9%	0	0
FAIRBORN	8	13	0	21	20	153.8%	1	0
FAIRFIELD	7	16	0	23	18	112.5%	5	1
FINDLAY	1	2	7	10	10	111.1%	0	0
FOSTORIA	2	18	0	20	20	111.1%	0	0
FRANKLIN	10	14	0	24	8	57.1%	16	1
FRANKLIN COUNTY	521	931	194	1,646	1,465	130.2%	181	152
FRANKLIN CO. ENVIRO.	0	0	2	2	2	100.0%	0	0
FREMONT	5	9	0	14	13	144.4%	1	0
GALLIPOLIS	469	375	31	875	845	208.1%	30	12
GARFIELD HEIGHTS	5	143	0	148	138	96.5%	10	0
GIRARD	3	12	0	15	7	58.3%	8	0
HAMILTON	32	63	3	98	32	48.5%	66	25
HAMILTON COUNTY	367	59,924	13,074	73,365	59,685	81.8%	13,680	0
HARDIN COUNTY	6	13	0	19	15	115.4%	4	0
HILLSBORO	126	307	0	433	304	99.0%	129	0
HOCKING COUNTY	8	8	0	16	8	100.0%	8	4
HURON	17	69	0	86	68	98.6%	18	0
IRONTON	0	3	0	3	3	100.0%	0	0
JACKSON COUNTY	77	335	28	440	354	97.5%	86	0
KETTERING	23	208	7	238	224	104.2%	14	0
LAKEWOOD	22	45	0	67	41	91.1%	26	0

MUNICIPAL COURTS
OTHER CIVIL OVERALL CASELOADS (continued)
2001

<u>COURT</u>	<u>CASES PENDING JANUARY 1</u>	<u>NEW FILINGS</u>	<u>REACTIVATIONS AND TRANSFERS</u>	<u>TOTAL CASES</u>	<u>TOTAL TERMIN- ATIONS</u>	<u>CLEARANCE RATE</u>	<u>CASES PENDING DECEMBER 31</u>	<u>CASES PENDING BEYOND TIME GUIDELINES</u>
LANCASTER	6	27	0	33	27	100.0%	6	0
LAWRENCE COUNTY	2	10	0	12	10	100.0%	2	1
LEBANON	187	45	3	235	98	204.2%	137	144
LICKING COUNTY	4	21	0	25	23	109.5%	2	0
LIMA	20	59	2	81	75	123.0%	6	0
LORAIN	256	167	0	423	252	150.9%	171	0
LYNDHURST	64	260	0	324	235	90.4%	89	0
MADISON COUNTY	3	9	0	12	12	133.3%	0	0
MANSFIELD	727	1,301	2	2,030	1,314	100.8%	716	18
MARIETTA	5	0	12	17	13	108.3%	4	0
MARION	86	727	0	813	669	92.0%	144	0
MARYSVILLE	0	1	0	1	1	100.0%	0	0
MASON	119	154	3	276	134	85.4%	142	39
MASSILLON	16	36	3	55	45	115.4%	10	0
MAUMEE	0	13	0	13	13	100.0%	0	0
MEDINA	164	819	1	984	823	100.4%	161	10
MENTOR	6	29	0	35	32	110.3%	3	0
MIAMI	646	15	35	696	67	134.0%	629	0
MIAMISBURG	412	768	6	1,186	1,057	136.6%	129	0
MIDDLETOWN	0	9	4	13	9	69.2%	4	0
MOUNT VERNON	191	587	5	783	569	96.1%	214	2
NAPOLEON	17	22	0	39	21	95.5%	18	0
NEW PHILADELPHIA	20	155	0	175	148	95.5%	27	0
NEWTON FALLS	2	13	0	15	14	107.7%	1	0
NILES	0	5	0	5	1	20.0%	4	0
NORWALK	13	18	2	33	33	165.0%	0	0
OAKWOOD	25	97	2	124	74	74.7%	50	0
OBERLIN	56	15	1	72	69	431.3%	3	0
OREGON	5	39	0	44	35	89.7%	9	0
OTTAWA COUNTY	15	10	1	26	24	218.2%	2	0
PAINESVILLE	10	62	20	92	82	100.0%	10	0
PARMA	40	71	45	156	120	103.4%	36	0
PERRYSBURG	7	30	0	37	31	103.3%	6	0
PORTAGE CO. - KENT	38	652	0	690	682	104.6%	8	0
PORTAGE CO. - RAV.	4	1,480	2	1,486	1,475	99.5%	11	0
PORTSMOUTH	52	104	10	166	100	87.7%	66	4
ROCKY RIVER	26	155	66	247	235	106.3%	12	0
SANDUSKY	0	18	0	18	17	94.4%	1	0
SHAKER HEIGHTS	10	43	0	53	33	76.7%	20	0
SHELBY	0	0	0	0	0	-	0	0
SIDNEY	1	12	0	13	11	91.7%	2	0
SOUTH EUCLID	0	17	0	17	16	94.1%	1	0
STEBENVILLE	136	209	0	345	279	133.5%	66	0
STRUTHERS	7	7	0	14	7	100.0%	7	19
SYLVANIA	0	2	0	2	2	100.0%	0	0
TIFFIN	6	69	4	79	67	91.8%	12	0
TOLEDO	2	214	506	722	714	99.2%	8	0
TOLEDO HOUSING	0	0	0	0	0	-	0	0
UPPER SANDUSKY	54	102	0	156	143	140.2%	13	0
VAN WERT COUNTY	1	29	0	30	28	96.6%	2	0
VANDALIA	25	109	0	134	120	110.1%	14	0
VERMILION	1	15	0	16	13	86.7%	3	0
WADSWORTH	32	144	1	177	139	95.9%	38	0
WARREN	5	37	1	43	34	89.5%	9	9
WASHINGTON CH.	2	2	0	4	2	100.0%	2	0
WAYNE COUNTY	73	28	0	101	77	275.0%	24	2
WILLOUGHBY	7	67	0	74	69	103.0%	5	0
XENIA	17	41	0	58	43	104.9%	15	0
YOUNGSTOWN	176	38	0	214	70	184.2%	144	0
ZANESVILLE	96	1,179	4	1,279	1,150	97.2%	129	0
STATEWIDE	6,712	79,018	15,092	100,822	81,238	86.3%	19,584	463

121

**MUNICIPAL COURTS
OTHER CIVIL TERMINATIONS
2001**

COURT	JURY TRIAL	COURT TRIAL	DEFAULT HEARING BY JUDGE	DEFAULT HEARING BY MAGISTRATE	FOR WANT OF PROSECUTION	OTHER DISMISSALS	TRANSFERRED OUT	PRIVATE JUDGE REFERRAL	UNAVAILABILITY OF PARTY	BANKRUPTCY	OTHER TERMINATIONS	TOTAL TERMINATIONS
										STAY / INTER-LOCUTORY APPEAL		
AKRON	0	0	168	96	15	11	0	0	0	0	4	294
ALLIANCE	0	0	6	0	3	2	0	0	0	0	4	15
ASHLAND	0	0	26	0	0	2	0	0	0	0	2	30
ASHTABULA	0	0	13	0	0	25	0	0	0	0	28	66
ATHENS COUNTY	0	0	2	0	0	3	0	0	0	0	3	8
AUGLAIZE COUNTY	0	1	4	0	0	3	0	0	0	0	9	17
AVON LAKE	0	0	13	0	3	2	0	0	0	0	2	20
BARBERTON	0	0	23	0	0	4	0	0	0	0	0	27
BEDFORD	0	0	0	0	0	1	0	0	0	0	19	20
BELLEFONTAINE	0	0	3	0	1	5	0	0	0	0	8	17
BELLEVUE	0	0	6	0	0	0	0	0	0	0	0	6
BEREA	0	0	2	3	0	11	1	0	0	0	78	95
BOWLING GREEN	0	0	13	0	0	1	1	0	0	0	8	23
BRYAN	0	0	3	0	0	1	0	0	0	0	2	6
CAMBRIDGE	0	0	0	0	0	15	0	0	0	0	0	15
CAMPBELL	0	0	3	0	0	1	0	0	0	0	0	4
CANTON	0	0	83	0	0	0	1	0	0	0	0	84
CELINA	0	2	12	0	0	6	0	0	0	0	6	26
CHAMPAIGN COUNTY	0	0	7	0	2	2	0	0	0	0	2	13
CHARDON	0	0	5	0	1	20	1	0	0	0	7	34
CHILLICOTHE	0	0	6	6	0	2	0	0	0	0	0	14
CIRCLEVILLE	0	1	9	0	0	4	0	0	0	0	0	14
CLARK COUNTY	0	0	6	0	0	3	0	0	0	0	0	9
CLERMONT COUNTY	0	22	445	8	37	243	3	0	0	2	80	840
CLEVELAND	1	2	1	69	23	65	1	0	0	79	2,796	3,037
CLEVELAND HEIGHTS	0	0	0	30	0	1	0	0	0	0	30	61
CLEVELAND HOUSING	0	15	2	0	25	8	0	0	0	1	20	71
CLINTON COUNTY	1	7	11	0	0	10	0	0	0	0	0	29
CONNEAUT	0	0	3	0	0	3	0	0	0	0	0	6
COSHOCTON	0	2	16	0	1	5	0	0	3	0	0	27
CRAWFORD COUNTY	0	0	51	0	0	1	0	0	0	0	0	52
CUYAHOGA FALLS	0	0	27	2	12	3	0	0	0	0	74	118
DAYTON	0	1	1	0	7	27	6	0	0	0	884	926
DEFIANCE	0	0	9	0	9	15	0	0	1	0	40	74
DELAWARE	0	0	0	0	0	4	0	0	0	0	28	32
EAST CLEVELAND	0	0	4	9	0	3	3	0	1	0	2	22
EAST LIVERPOOL	0	0	9	0	1	0	0	0	0	0	6	16
EATON	0	0	15	0	0	5	0	0	0	1	1	22
ELYRIA	0	0	0	4	4	4	1	0	0	0	63	76
EUCLID	0	3	31	0	0	2	0	0	0	0	0	36
FAIRBORN	0	0	3	0	0	4	0	0	0	0	13	20
FAIRFIELD	0	0	1	5	2	4	1	0	0	0	5	18
FINDLAY	0	0	0	0	0	1	0	0	0	0	9	10
FOSTORIA	0	0	15	0	1	1	0	0	0	0	3	20
FRANKLIN	0	0	3	3	0	2	0	0	0	0	0	8
FRANKLIN COUNTY	0	25	103	340	44	161	0	0	0	7	785	1,465
FRANKLIN CO. ENVIRO.	0	0	0	0	0	0	0	0	0	0	2	2
FREMONT	1	0	4	0	2	3	0	0	0	0	3	13
GALLIPOLIS	2	4	659	1	7	155	0	0	1	12	4	845
GARFIELD HEIGHTS	0	0	17	0	5	5	0	0	0	0	111	138
GIRARD	0	0	2	1	1	2	0	0	0	0	1	7
HAMILTON	0	0	6	0	0	13	0	0	0	0	13	32
HAMILTON COUNTY	0	0	250	0	1	0	0	0	0	0	59,434	59,685
HARDIN COUNTY	0	6	6	0	0	1	0	0	0	0	2	15
HILLSBORO	0	0	243	0	0	51	2	0	1	7	0	304
HOCKING COUNTY	0	0	4	0	0	4	0	0	0	0	0	8
HURON	0	0	51	0	0	15	1	0	0	0	1	68
IRONTON	0	0	3	0	0	0	0	0	0	0	0	3
JACKSON COUNTY	4	3	288	0	0	42	1	0	0	14	2	354
KETTERING	0	0	29	0	0	131	11	0	0	1	52	224
LAKEWOOD	0	1	35	0	0	5	0	0	0	0	0	41

MUNICIPAL COURTS
OTHER CIVIL TERMINATIONS (continued)
 2001

COURT	JURY TRIAL	COURT TRIAL	DEFAULT HEARING BY JUDGE	DEFAULT HEARING BY MAGISTRATE	FOR WANT OF PROSECUTION	OTHER DISMISSALS	TRANSFERRED OUT	PRIVATE JUDGE REFERRAL	UNAVAILABILITY OF PARTY	BANKRUPTCY		TOTAL TERMINATIONS
										STAY / INTER-LOCUTORY APPEAL	OTHER TERMINATIONS	
LANCASTER	0	9	4	0	0	14	0	0	0	0	0	27
LAWRENCE COUNTY	0	0	8	2	0	0	0	0	0	0	0	10
LEBANON	0	4	66	2	13	9	0	0	0	1	3	98
LICKING COUNTY	0	1	6	0	1	8	0	0	0	0	7	23
LIMA	0	0	6	0	0	7	0	0	0	1	61	75
LORAIN	0	0	0	26	0	2	0	0	0	1	223	252
LYNDHURST	0	0	1	0	0	4	0	0	0	2	228	235
MADISON COUNTY	0	4	2	0	0	6	0	0	0	0	0	12
MANSFIELD	0	26	687	241	56	214	4	0	2	10	74	1,314
MARIETTA	0	0	8	0	0	4	0	0	0	1	0	13
MARION	0	0	636	0	0	14	0	0	0	0	19	669
MARYSVILLE	0	0	1	0	0	0	0	0	0	0	0	1
MASON	0	5	10	60	54	0	3	0	0	0	2	134
MASSILLON	0	0	29	0	9	7	0	0	0	0	0	45
MAUMEE	0	3	0	0	0	3	0	0	0	0	7	13
MEDINA	0	0	631	22	17	140	4	0	0	9	0	823
MENTOR	0	0	3	0	0	1	0	0	0	0	28	32
MIAMI	0	0	5	0	0	1	1	1	0	6	53	67
MIAMISBURG	0	411	455	31	54	97	0	0	0	9	0	1,057
MIDDLETOWN	0	0	0	7	0	1	0	0	0	0	1	9
MOUNT VERNON	0	1	413	0	61	81	0	0	1	9	3	569
NAPOLEON	0	0	1	0	11	1	0	0	0	0	8	21
NEW PHILADELPHIA	0	0	14	131	0	0	0	0	0	0	3	148
NEWTON FALLS	0	0	13	0	0	0	0	0	0	0	1	14
NILES	0	0	1	0	0	0	0	0	0	0	0	1
NORWALK	0	16	11	0	1	2	2	0	0	0	1	33
OAKWOOD	0	8	31	0	4	25	0	0	0	0	6	74
OBERLIN	0	0	13	0	0	17	0	0	0	2	37	69
OREGON	0	0	2	0	0	33	0	0	0	0	0	35
OTTAWA COUNTY	0	0	6	0	0	4	0	0	0	0	14	24
PAINESVILLE	0	3	1	0	1	15	1	0	0	2	59	82
PARMA	0	0	0	60	2	41	0	0	0	0	17	120
PERRYSBURG	0	0	1	0	1	0	0	1	0	0	28	31
PORTAGE CO. - KENT	0	0	1	8	0	671	1	0	0	0	1	682
PORTAGE CO. - RAV.	0	0	1	3	0	1,462	0	0	0	1	8	1,475
PORTSMOUTH	0	18	44	0	9	12	2	0	0	1	14	100
ROCKY RIVER	0	156	0	0	8	4	67	0	0	0	0	235
SANDUSKY	0	0	17	0	0	0	0	0	0	0	0	17
SHAKER HEIGHTS	0	0	13	13	0	1	0	0	0	0	6	33
SHELBY	0	0	0	0	0	0	0	0	0	0	0	0
SIDNEY	0	0	0	0	0	10	0	0	0	0	1	11
SOUTH EUCLID	0	0	0	2	0	1	0	0	0	0	13	16
STEUBENVILLE	0	3	186	0	1	44	0	0	0	6	39	279
STRUTHERS	0	1	4	0	0	1	0	0	0	0	1	7
SYLVANIA	0	0	2	0	0	0	0	0	0	0	0	2
TIFFIN	0	1	0	0	15	3	0	0	0	0	48	67
TOLEDO	0	0	1	0	0	4	0	0	0	0	709	714
TOLEDO HOUSING	0	0	0	0	0	0	0	0	0	0	0	0
UPPER SANDUSKY	1	2	99	0	21	12	0	0	0	3	5	143
VAN WERT COUNTY	0	0	26	0	0	2	0	0	0	0	0	28
VANDALIA	0	0	0	82	11	27	0	0	0	0	0	120
VERMILION	0	0	9	0	0	1	0	0	0	0	3	13
WADSWORTH	0	1	93	0	0	33	1	0	0	6	5	139
WARREN	0	7	4	4	0	11	0	0	0	0	8	34
WASHINGTON CH.	0	0	2	0	0	0	0	0	0	0	0	2
WAYNE COUNTY	0	19	1	16	0	40	0	0	0	0	1	77
WILLOUGHBY	0	0	0	0	8	3	0	0	0	0	58	69
XENIA	0	0	4	0	4	4	0	1	0	0	30	43
YOUNGSTOWN	0	0	0	1	0	67	0	0	0	0	2	70
ZANESVILLE	0	41	988	0	0	105	0	0	0	14	2	1,150
STATEWIDE	10	835	7,320	1,288	569	4,392	120	3	10	208	66,483	81,238

MUNICIPAL COURTS
SMALL CLAIMS OVERALL CASELOADS
2001

<i>COURT</i>	<i>CASES PENDING JANUARY 1</i>	<i>NEW FILINGS</i>	<i>REACTIVATIONS AND TRANSFERS</i>	<i>TOTAL CASES</i>	<i>TOTAL TERMIN- ATIONS</i>	<i>CLEARANCE RATE</i>	<i>CASES PENDING DECEMBER 31</i>	<i>CASES PENDING BEYOND TIME GUIDELINES</i>
AKRON	486	1,967	14	2,467	2,016	101.8%	451	0
ALLIANCE	142	354	0	496	452	127.7%	44	0
ASHLAND	74	547	0	621	525	96.0%	96	0
ASHTABULA	63	307	4	374	340	109.3%	34	16
ATHENS COUNTY	64	230	5	299	264	112.3%	35	0
AUGLAIZE COUNTY	145	419	0	564	550	131.3%	14	0
AVON LAKE	5	118	1	124	111	93.3%	13	0
BARBERTON	152	439	0	591	484	110.3%	107	0
BEDFORD	303	1,015	0	1,318	1,102	108.6%	216	0
BELLEFONTAINE	188	2,027	0	2,215	1,977	97.5%	238	0
BELLEVUE	3	113	0	116	108	95.6%	8	0
BEREA	500	1,189	49	1,738	853	68.9%	885	0
BOWLING GREEN	63	566	2	631	521	91.7%	110	0
BRYAN	150	731	11	892	723	97.4%	169	0
CAMBRIDGE	21	218	2	241	216	98.2%	25	0
CAMPBELL	8	46	0	54	45	97.8%	9	0
CANTON	131	1,429	0	1,560	1,388	97.1%	172	0
CELINA	66	454	0	520	455	100.2%	65	5
CHAMPAIGN COUNTY	36	316	0	352	289	91.5%	63	0
CHARDON	88	582	13	683	604	101.5%	79	0
CHILLICOTHE	0	591	44	635	588	92.6%	47	0
CIRCLEVILLE	97	364	3	464	361	98.4%	103	0
CLARK COUNTY	142	478	0	620	454	95.0%	166	0
CLERMONT COUNTY	171	836	4	1,011	812	96.7%	199	7
CLEVELAND	1,277	5,220	142	6,639	4,879	91.0%	1,760	0
CLEVELAND HEIGHTS	58	259	0	317	269	103.9%	48	0
CLEVELAND HOUSING	0	0	0	0	0	-	0	0
CLINTON COUNTY	78	615	0	693	550	89.4%	143	0
CONNEAUT	24	169	0	193	170	100.6%	23	0
COSHOCTON	10	335	3	348	324	95.9%	24	0
CRAWFORD COUNTY	61	472	0	533	462	97.9%	71	0
CUYAHOGA FALLS	300	867	2	1,169	933	107.4%	236	0
DAYTON	643	1,017	0	1,660	951	93.5%	709	0
DEFIANCE	119	451	9	579	500	108.7%	79	0
DELAWARE	29	369	5	403	331	88.5%	72	0
EAST CLEVELAND	459	697	5	1,161	997	142.0%	164	0
EAST LIVERPOOL	0	86	1	87	63	72.4%	24	0
EATON	117	143	0	260	237	165.7%	23	0
ELYRIA	340	1,161	0	1,501	1,135	97.8%	366	0
EUCLID	151	419	0	570	478	114.1%	92	0
FAIRBORN	95	384	6	485	430	110.3%	55	0
FAIRFIELD	61	197	1	259	232	117.2%	27	2
FINDLAY	154	982	1	1,137	967	98.4%	170	1
FOSTORIA	20	206	0	226	194	94.2%	32	0
FRANKLIN	26	84	0	110	71	84.5%	39	1
FRANKLIN COUNTY	2,579	10,174	172	12,925	9,342	90.3%	3,583	1,159
FRANKLIN CO. ENVIRO.	0	0	0	0	0	-	0	0
FREMONT	67	496	18	581	516	100.4%	65	0
GALLIPOLIS	159	617	24	800	730	113.9%	70	0
GARFIELD HEIGHTS	297	1,512	19	1,828	1,592	104.0%	236	0
GIRARD	57	398	2	457	388	97.0%	69	6
HAMILTON	335	1,123	2	1,460	1,079	95.9%	381	296
HAMILTON COUNTY	2,025	4,929	156	7,110	4,988	98.1%	2,122	0
HARDIN COUNTY	81	463	0	544	453	97.8%	91	0
HILLSBORO	61	274	0	335	274	100.0%	61	0
HOCKING COUNTY	61	221	0	282	214	96.8%	68	28
HURON	15	209	0	224	203	97.1%	21	0
IRONTON	31	114	0	145	129	113.2%	16	0
JACKSON COUNTY	88	654	13	755	678	101.6%	77	8
KETTERING	119	621	9	749	607	96.3%	142	3
LAKEWOOD	219	1,316	0	1,535	1,223	92.9%	312	0

MUNICIPAL COURTS
SMALL CLAIMS OVERALL CASELOADS (continued)
2001

<u>COURT</u>	<u>CASES PENDING JANUARY 1</u>	<u>NEW FILINGS</u>	<u>REACTIVATIONS AND TRANSFERS</u>	<u>TOTAL CASES</u>	<u>TOTAL TERMIN- ATIONS</u>	<u>CLEARANCE RATE</u>	<u>CASES PENDING DECEMBER 31</u>	<u>CASES PENDING BEYOND TIME GUIDELINES</u>
LANCASTER (Fairfield County)	62	530	2	594	480	90.2%	114	0
LAWRENCE COUNTY	77	246	17	340	263	100.0%	77	0
LEBANON	103	188	1	292	234	123.8%	58	16
LICKING COUNTY	155	1,000	0	1,155	1,038	103.8%	117	0
LIMA	178	575	13	766	660	112.2%	106	0
LORAIN	1,058	408	0	1,466	1,466	359.3%	0	0
LYNDHURST	119	584	0	703	562	96.2%	141	0
MADISON COUNTY	31	221	1	253	196	88.3%	57	0
MANSFIELD	226	2,023	0	2,249	1,866	92.2%	383	0
MARIETTA	94	420	0	514	440	104.8%	74	13
MARION	74	462	11	547	496	104.9%	51	0
MARYSVILLE	60	288	0	348	276	95.8%	72	0
MASON	39	97	2	138	89	89.9%	49	11
MASSILLON	160	875	3	1,038	872	99.3%	166	0
MAUMEE	49	279	0	328	278	99.6%	50	0
MEDINA	122	504	0	626	454	90.1%	172	22
MENTOR	65	503	13	581	506	98.1%	75	0
MIAMI	937	578	98	1,613	656	97.0%	957	0
MIAMISBURG	62	185	0	247	217	117.3%	30	0
MIDDLETOWN	109	678	6	793	678	99.1%	115	0
MOUNT VERNON	37	317	4	358	308	96.0%	50	0
NAPOLEON	119	496	0	615	520	104.8%	95	0
NEW PHILADELPHIA	206	561	0	767	491	87.5%	276	0
NEWTON FALLS	26	87	2	115	101	113.5%	14	0
NILES	70	367	1	438	371	100.8%	67	0
NORWALK	44	469	0	513	466	99.4%	47	0
OAKWOOD	0	12	0	12	12	100.0%	0	0
OBERLIN	77	267	0	344	315	118.0%	29	0
OREGON	16	91	0	207	185	96.5%	22	0
OTTAWA COUNTY	28	283	0	311	271	95.8%	40	0
PAINESVILLE	23	364	16	403	364	95.8%	39	0
PARMA	162	1,007	4	1,173	980	96.9%	193	0
PERRYSBURG	28	498	0	526	471	94.6%	55	0
PORTAGE CO. - KENT	53	240	4	297	245	100.4%	52	3
PORTAGE CO. - RAV.	199	1,219	12	1,430	1,206	98.0%	224	2
PORTSMOUTH	271	567	41	879	765	125.8%	114	11
ROCKY RIVER	180	897	9	1,086	923	101.9%	163	0
SANDUSKY	390	1,413	0	1,803	1,528	108.1%	275	0
SHAKER HEIGHTS	184	984	31	1,199	1,029	101.4%	170	0
SHELBY	63	335	1	399	370	110.1%	29	0
SIDNEY	109	567	2	678	603	106.0%	75	0
SOUTH EUCLID	82	375	7	464	393	102.9%	71	0
STEBENVILLE	42	358	40	440	390	98.0%	50	0
STRUTHERS	72	156	0	228	151	96.8%	77	31
SYLVANIA	35	428	2	465	413	96.0%	52	0
TIFFIN	71	534	37	642	604	105.8%	38	0
TOLEDO	644	2,846	3	3,493	2,540	89.2%	953	0
TOLEDO HOUSING	0	0	0	0	0	-	0	0
UPPER SANDUSKY	23	209	0	232	212	101.4%	20	0
VAN WERT COUNTY	12	128	0	140	125	97.7%	15	0
VANDALIA	105	435	4	544	476	108.4%	68	0
VERMILION	11	75	1	87	75	98.7%	12	0
WADSWORTH	45	209	1	255	224	106.7%	31	0
WARREN	239	950	9	1,198	912	95.1%	286	129
WASHINGTON CH.	62	386	0	448	391	101.3%	57	0
WAYNE COUNTY	234	1,890	1	2,125	1,710	90.4%	415	0
WILLOUGHBY	62	627	7	696	640	100.9%	56	0
XENIA	61	234	1	296	263	111.9%	33	1
YOUNGSTOWN	312	763	0	1,075	794	104.1%	281	0
ZANESVILLE	15	269	2	286	251	92.6%	35	0
STATEWIDE	21,506	85,247	1,151	107,904	85,642	99.1%	22,262	1,771

12.

MUNICIPAL COURTS
SMALL CLAIMS TERMINATIONS
2001

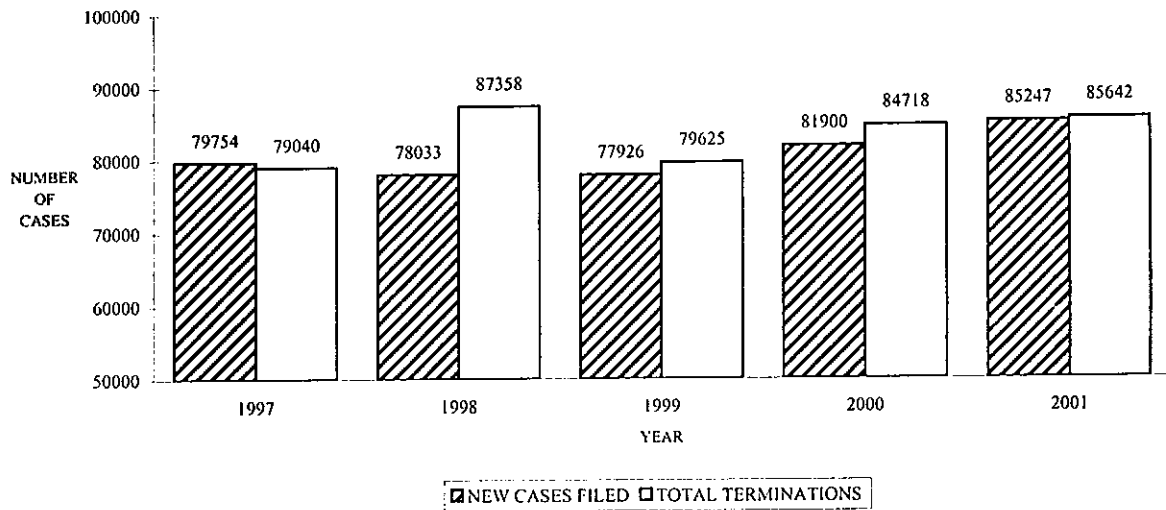
<u>COURT</u>	<u>HEARING BY JUDGE</u>	<u>HEARING BY MAGISTRATE</u>	<u>TRANSFER TO REGULAR CIVIL DOCKET</u>	<u>DISMISSAL FOR WANT OF PROSECUTION</u>	<u>OTHER DISMISSALS</u>	<u>UNAVAILABILITY OF ACCUSED</u>	<u>BANKRUPTCY STAY/INTERLOCUTORY APPEAL</u>	<u>OTHER TERMINATIONS</u>	<u>TOTAL TERMINATIONS</u>
AKRON	4	1,541	117	170	159	0	0	25	2,016
ALLIANCE	308	0	7	42	83	0	3	9	452
ASHLAND	293	45	0	25	160	0	0	2	525
ASHTABULA	219	0	3	0	106	0	0	12	340
ATHENS COUNTY	193	0	0	3	57	0	1	10	264
AUGLAIZE COUNTY	181	0	1	0	118	0	0	250	550
AVON LAKE	72	0	0	0	36	0	0	3	111
BARBERTON	274	0	1	11	182	0	5	11	484
BEDFORD	456	196	0	33	381	1	11	24	1,102
BELLEFONTAINE	1,287	0	0	74	597	0	17	2	1,977
BELLEVUE	75	0	1	0	32	0	0	0	108
BEREA	309	130	108	1	301	0	3	1	853
BOWLING GREEN	122	179	2	19	195	0	4	0	521
BRYAN	416	0	6	66	232	0	2	1	723
CAMBRIDGE	1	157	0	0	55	0	1	2	216
CAMPBELL	32	0	0	0	12	1	0	0	45
CANTON	4	1,069	11	113	187	0	0	4	1,388
CELINA	318	0	5	0	131	0	0	1	455
CHAMPAIGN COUNTY	1	173	5	37	69	0	3	1	289
CHARDON	19	397	11	19	141	0	7	10	604
CHILLICOTHE	0	360	0	0	222	0	6	0	588
CIRCLEVILLE	0	227	6	0	126	1	0	1	361
CLARK COUNTY	43	253	0	45	110	0	3	0	454
CLERMONT COUNTY	18	476	17	106	195	0	0	0	812
CLEVELAND	0	3,063	5	848	595	0	82	286	4,879
CLEVELAND HEIGHTS	1	202	0	0	66	0	0	0	269
CLEVELAND HOUSING	0	0	0	0	0	0	0	0	0
CLINTON COUNTY	3	368	1	0	178	0	0	0	550
CONNEAUT	103	0	2	2	63	0	0	0	170
COSHOCTON	226	0	0	2	92	0	3	1	324
CRAWFORD COUNTY	437	0	2	0	23	0	0	0	462
CUYAHOGA FALLS	7	510	11	133	89	0	0	183	933
DAYTON	253	324	41	130	152	46	5	0	951
DEFIANCE	34	291	12	34	128	0	1	0	500
DELAWARE	6	168	1	19	131	0	5	1	331
EAST CLEVELAND	2	749	33	2	110	63	6	32	997
EAST LIVERPOOL	45	0	1	7	9	0	1	0	63
EATON	129	0	0	0	55	0	5	48	237
ELYRIA	0	582	0	78	462	0	7	6	1,135
EUCLID	46	293	0	34	104	0	0	1	478
FAIRBORN	42	186	14	27	125	0	5	31	430
FAIRFIELD	0	87	0	0	117	0	0	28	232
FINDLAY	3	705	9	18	227	0	3	2	967
FOSTORIA	130	0	3	3	56	0	1	1	194
FRANKLIN	5	49	0	0	17	0	0	0	71
FRANKLIN COUNTY	32	8,301	264	659	48	0	27	11	9,342
FRANKLIN CO. ENVIRO.	0	0	0	0	0	0	0	0	0
FREMONT	295	0	3	22	97	0	5	94	516
GALLIPOLIS	270	258	2	0	144	39	13	4	730
GARFIELD HEIGHTS	14	923	6	8	622	0	6	13	1,592
GIRARD	6	252	2	4	120	0	3	1	388
HAMILTON	0	803	0	16	250	0	0	10	1,079
HAMILTON COUNTY	0	4,582	0	406	0	0	0	0	4,988
HARDIN COUNTY	3	319	0	0	123	0	4	4	453
HILLSBORO	165	0	4	0	90	13	2	0	274
HOCKING COUNTY	134	0	0	0	78	0	0	2	214
HURON	119	0	1	0	83	0	0	0	203
IRONTON	6	80	0	1	42	0	0	0	129
JACKSON COUNTY	460	0	3	0	209	0	2	4	678
KETTERING	1	417	14	30	122	0	7	16	607
LAKEWOOD	0	627	0	28	568	0	0	0	1,223

MUNICIPAL COURTS
SMALL CLAIMS TERMINATIONS (continued)
2001

<u>COURT</u>	<u>HEARING BY JUDGE</u>	<u>HEARING BY MAGISTRATE</u>	<u>TRANSFER TO REGULAR CIVIL DOCKET</u>	<u>DISMISSAL FOR WANT OF PROSECUTION</u>	<u>OTHER DISMISSALS</u>	<u>UNAVAILABILITY OF ACCUSED</u>	<u>BANKRUPTCY STAY/INTERLOCUTORY APPEAL</u>	<u>OTHER TERMINATIONS</u>	<u>TOTAL TERMINATIONS</u>
LANCASTER (Fairfield County)	0	358	0	0	105	0	8	9	480
LAWRENCE COUNTY	51	131	3	0	31	14	16	17	263
LEBANON	40	118	0	68	2	0	0	6	234
LICKING COUNTY	467	204	9	138	209	0	11	0	1,038
LIMA	9	600	0	0	9	0	14	28	660
LORAIN	0	234	0	18	167	0	10	1,037	1,466
LYNDHURST	262	0	0	0	298	0	1	1	562
MADISON COUNTY	150	4	0	0	42	0	0	0	196
MANSFIELD	992	107	0	45	145	410	23	144	1,866
MARIETTA	1	286	0	16	135	0	2	0	440
MARION	493	0	3	0	0	0	0	0	496
MARYSVILLE	25	138	0	0	113	0	0	0	276
MASON	10	39	2	37	0	0	0	1	89
MASSILLON	22	526	13	24	278	0	6	3	872
MAUMEE	107	0	4	8	153	1	5	0	278
MEDINA	1	336	0	6	99	0	4	8	454
MENTOR	335	0	0	0	155	0	4	12	506
MIAMI	295	103	6	0	120	0	19	113	656
MIAMISBURG	8	122	2	8	70	0	1	6	217
MIDDLETOWN	0	440	6	47	176	0	9	0	678
MOUNT VERNON	169	0	3	17	113	0	6	0	308
NAPOLEON	382	0	0	138	0	0	0	0	520
NEW PHILADELPHIA	55	310	0	0	112	0	0	14	491
NEWTON FALLS	71	0	1	11	15	0	3	0	101
NILES	278	0	0	9	26	0	2	56	371
NORWALK	285	0	4	18	159	0	0	0	466
OAKWOOD	0	0	12	0	0	0	0	0	12
OBERLIN	110	37	2	0	161	0	1	4	315
OREGON	111	0	0	0	72	0	2	0	185
OTTAWA COUNTY	0	231	6	0	34	0	0	0	271
PAINESVILLE	0	261	8	17	71	0	0	7	364
PARMA	0	966	14	0	0	0	0	0	980
PERRYSBURG	278	0	0	188	1	0	2	2	471
PORTAGE CO. - KENT	3	176	3	19	43	0	1	0	245
PORTAGE CO. - RAV.	67	626	23	89	384	1	13	3	1,206
PORTSMOUTH	20	456	17	144	57	50	11	10	765
ROCKY RIVER	4	421	19	54	420	0	5	0	923
SANDUSKY	0	1,207	9	7	294	0	10	1	1,528
SHAKER HEIGHTS	421	99	1	15	473	0	17	3	1,029
SHELBY	257	0	2	0	111	0	0	0	370
SIDNEY	382	0	0	0	220	0	1	0	603
SOUTH EUCLID	2	161	1	4	183	0	3	39	393
STEUBENVILLE	0	272	2	0	113	0	3	0	390
STRUTHERS	83	3	0	0	55	1	2	7	151
SYLVANIA	253	0	0	0	160	0	0	0	413
TIFFIN	406	0	0	8	187	0	3	0	604
TOLEDO	3	1,868	69	11	577	0	7	5	2,540
TOLEDO HOUSING	0	0	0	0	0	0	0	0	0
UPPER SANDUSKY	141	0	1	7	62	0	1	0	212
VAN WERT COUNTY	95	0	0	0	30	0	0	0	125
VANDALIA	0	271	0	26	141	0	1	37	476
VERMILION	54	0	0	1	16	0	0	4	75
WADSWORTH	150	0	0	0	30	0	6	38	224
WARREN	33	653	21	49	141	0	10	5	912
WASHINGTON CH.	361	0	1	0	23	0	6	0	391
WAYNE COUNTY	554	601	0	29	506	0	0	20	1,710
WILLOUGHBY	52	367	4	166	33	0	6	12	640
XENIA	170	1	7	25	57	0	1	2	263
YOUNGSTOWN	0	662	0	0	7	0	0	125	794
ZANESVILLE	197	0	3	0	47	0	4	0	251
STATEWIDE	16,337	42,737	1,016	4,742	16,723	641	519	2,927	85,642

121

MUNICIPAL COURTS - SMALL CLAIMS CASES
STATEWIDE NEW CASES FILED AND TOTAL TERMINATIONS COMPARISON
1997 - 2001



COUNTY COURTS
COMPOSITE ADMINISTRATIVE JUDGE REPORT FOR THE ENTIRE STATE
2001

	<u>FELONIES</u>	<u>MISDE- MEANORS</u>	<u>O.M.V.L.</u>	<u>OTHER TRAFFIC</u>	<u>PERSONAL INJURY AND PROPERTY DAMAGE</u>	<u>CONTRACTS</u>	<u>F. E. D.</u>	<u>OTHER CIVIL</u>	<u>SMALL CLAIMS</u>	<u>TOTAL</u>
CASES PENDING BEGINNING OF YEAR	644	3,029	604	9,283	207	2,547	1,024	621	1,898	19,857
NEW CASES FILED	4,914	36,943	9,327	208,285	573	8,729	4,826	1,977	9,195	284,769
TRANSFERRED IN OR REACTIVATED	713	2,732	195	8,534	11	97	21	17	39	12,359
TOTAL CASES	6,271	42,704	10,126	226,102	791	11,373	5,871	2,615	11,132	316,985
CASES TERMINATED BY:										
HEARING BY JUDGE	1,904	11,572	2,824	28,445	296	6,068	2,240	1,364	5,569	60,282
HEARING BY MAGISTRATE	X	63	16	26	11	206	592	26	543	1,483
TRANSFER (INCLUDES INDIVIDUAL JUDGE ASSIGNMENT)	710	16,394	6,081	12,120	106	733	150	54	90	36,438
DISMISSAL: LACK OF SPEEDY TRIAL (CRIM.) OR WANT OF PROSECUTION (CIVIL)	6	53	29	75	11	200	86	20	123	603
OTHER DISMISSALS	1,889	3,855	209	2,107	109	1,227	1,694	269	2,471	13,830
VIOLATIONS BUREAU	X	3,494	X	156,282	X	X	X	X	X	159,776
UNAVAILABILITY OF ACCUSED	889	3,764	271	13,597	1	17	9	4	17	18,569
BANKRUPTCY STAY OR INTERLOCUTORY APPEAL	2	10	11	6	7	105	15	6	46	208
ALL OTHER TERMINATIONS	275	461	126	2,102	23	214	98	356	277	3,932
TOTAL TERMINATIONS	5,675	39,666	9,567	214,760	564	8,770	4,884	2,099	9,136	295,121
CASES PENDING END OF YEAR	596	3,038	559	11,342	227	2,603	987	516	1,996	21,864
TIME GUIDELINE (MONTHS)	1	6	6	6	24	12	12	12	6	X
CASES PENDING END OF YEAR BEYOND TIME GUIDELINE	169	499	89	992	12	156	135	45	269	2,366

COUNTY COURTS
COMPOSITE INDIVIDUAL JUDGE REPORT FORM FOR THE ENTIRE STATE
2001

	<u>MISDE- MEANORS</u>	<u>O.M.V.I.</u>	<u>OTHER TRAFFIC</u>	<u>PERSONAL INJURY AND PROPERTY DAMAGE</u>	<u>CONTRACTS</u>	<u>F. E. D.</u>	<u>OTHER CIVIL</u>	<u>TOTAL</u>
CASES PENDING BEGINNING OF YEAR	3,290	1,701	2,334	64	301	55	48	7,793
NEW CASES ASSIGNED	16,520	6,250	12,157	103	683	144	49	35,906
TRANSFERRED IN OR REACTIVATED	1,246	293	1,325	5	34	4	3	2,910
TOTAL CASES	21,056	8,244	15,816	172	1,018	203	100	46,609
CASES TERMINATED BY:								
JURY TRIAL	114	65	100	2	19	7	3	310
COURT TRIAL	1,271	437	1,423	23	205	42	26	3,427
DEFAULT	X	X	X	23	167	15	4	209
GUILTY OR NO CONTEST PLEA TO ORIGINAL CHARGE	5,168	3,351	5,471	X	X	X	X	13,990
GUILTY OR NO CONTEST PLEA TO REDUCED CHARGE	3,257	1,713	2,826	X	X	X	X	7,796
DISMISSAL: LACK OF SPEEDY TRIAL (CRIM.) OR WANT OF PROSECUTION (CIVIL)	27	0	64	0	2	0	0	93
OTHER DISMISSALS	5,597	485	1,739	44	233	29	26	8,153
TRANSFERRED OUT	174	63	66	3	14	4	2	326
REFERRED TO A PRIVATE JUDGE	X	X	X	3	6	1	0	10
UNAVAILABILITY OF ACCUSED	1,550	264	1,261	1	0	0	0	3,076
BANKRUPTCY STAY OR INTERLOCUTORY APPEAL	2	3	2	3	13	1	1	25
ALL OTHER TERMINATIONS	372	67	161	11	78	33	14	736
TOTAL TERMINATIONS	17,532	6,448	13,113	113	737	132	76	38,151
CASES PENDING END OF YEAR	3,524	1,796	2,703	59	281	71	24	8,458
TIME GUIDELINE (MONTHS)	6	6	6	24	12	12	12	X
CASES PENDING END OF YEAR BEYOND TIME GUIDELINE	288	197	284	2	21	0	5	797

**COUNTY COURTS
OVERALL CASELOADS
2001**

<u>COURT</u>	<u>NUMBER OF JUDGES</u>	<u>--- POPULATION ---</u>		<u>NEW FILINGS, TRANSFERS, & REACTIVATIONS</u>			<u>----- TERMINATIONS -----</u>		
		<u>TOTAL</u>	<u>PER JUDGE</u>	<u>TOTAL</u>	<u>PER JUDGE</u>	<u>PER 1,000 POPULATION</u>	<u>TOTAL</u>	<u>PER JUDGE</u>	<u>PER 1,000 POPULATION</u>
ADAMS	1	27,330	27,330	5,090	5,090	186	5,081	5,081	186
ASHTABULA (E)	1	26,941	26,941	5,551	5,551	206	5,541	5,541	206
ASHTABULA (W)	1	27,931	27,931	5,293	5,293	190	5,274	5,274	189
BELMONT (E)	1	18,908	18,908	6,193	6,193	328	6,061	6,061	321
BELMONT (N)	1	19,399	19,399	5,065	5,065	261	4,876	4,876	251
BELMONT (W)	1	31,919	31,919	8,521	8,521	267	8,521	8,521	267
BROWN	2	42,285	21,143	12,225	6,113	289	11,999	6,000	284
BUTLER #1	1	32,029	32,029	7,548	7,548	236	7,737	7,737	242
BUTLER #2	1	41,957	41,957	10,982	10,982	262	11,225	11,225	268
BUTLER #3	1	72,984	72,984	9,338	9,338	128	9,067	9,067	124
CARROLL	1	28,836	28,836	4,291	4,291	149	4,275	4,275	148
COLUMBIANA (E)	1	28,399	28,399	4,980	4,980	175	4,870	4,870	171
COLUMBIANA (NW)	1	31,024	31,024	4,713	4,713	152	4,692	4,692	151
COLUMBIANA (SW)	1	27,228	27,228	1,818	1,818	67	1,816	1,816	67
DARKE	2	53,309	26,655	8,200	4,100	154	8,286	4,143	155
ERIE	1	14,897	14,897	12,855	12,855	863	12,840	12,840	862
FULTON (E)	1	20,717	20,717	6,963	6,963	336	6,876	6,876	332
FULTON (W)	1	21,367	21,367	8,473	8,473	397	8,321	8,321	389
HARRISON	1	15,856	15,856	5,270	5,270	332	5,234	5,234	330
HIGHLAND	1	8,938	8,938	1,151	1,151	129	1,121	1,121	125
HOLMES	1	38,943	38,943	3,186	3,186	82	3,283	3,283	84
JEFFERSON #1	1	19,665	19,665	4,556	4,556	232	4,522	4,522	230
JEFFERSON #2	1	21,419	21,419	2,767	2,767	129	2,772	2,772	129
JEFFERSON #3	1	13,795	13,795	2,252	2,252	163	2,140	2,140	155
MAHONING #2	1	42,518	42,518	11,023	11,023	259	10,807	10,807	254
MAHONING #3	1	21,094	21,094	3,063	3,063	145	2,999	2,999	142
MAHONING #4	1	44,275	44,275	17,040	17,040	385	16,776	16,776	379
MAHONING #5	1	21,090	21,090	7,818	7,818	371	7,796	7,796	370
MEIGS	1	23,072	23,072	4,810	4,810	208	4,870	4,870	211
MONROE	1	15,180	15,180	1,684	1,684	111	2,051	2,051	135
MONTGOMERY #1	3	55,377	18,459	14,246	4,749	257	14,029	4,676	253
MONTGOMERY #2	2	65,235	32,618	11,040	5,520	169	10,967	5,484	168
MORGAN	1	14,897	14,897	1,387	1,387	93	1,351	1,351	91
MORROW	1	31,628	31,628	13,763	13,763	435	13,049	13,049	413
MUSKINGUM	2	58,999	29,500	11,177	5,589	189	11,072	5,536	188
NOBLE	1	14,058	14,058	1,889	1,889	134	1,874	1,874	133
PAULDING	1	20,293	20,293	4,951	4,951	244	4,968	4,968	245
PERRY	1	34,078	34,078	4,547	4,547	133	4,509	4,509	132
PIKE	1	27,695	27,695	5,439	5,439	196	5,408	5,408	195
PUTNAM	2	34,726	17,363	3,795	1,898	109	3,725	1,863	107
SANDUSKY #1	1	14,539	14,539	8,768	8,768	603	8,802	8,802	605
SANDUSKY #2	1	12,532	12,532	5,794	5,794	462	5,706	5,706	455
TRUMBULL (C)	1	21,724	21,724	3,026	3,026	139	2,967	2,967	137
TRUMBULL (E)	1	16,969	16,969	1,582	1,582	93	1,550	1,550	91
TUSCARAWAS	1	25,533	25,533	4,418	4,418	173	3,926	3,926	154
VINTON	1	12,806	12,806	2,721	2,721	212	2,747	2,747	215
WARREN	2	53,479	26,740	8,776	4,388	164	8,987	4,494	168
STATEWIDE	55	1,367,873	24,870	300,038	5,455	219	297,366	5,407	217

47

All population figures based on 2000 U.S.Census

COUNTY COURTS
FELONY OVERALL CASELOADS
2001

<i>COURT</i>	<i>CASES PENDING JANUARY 1</i>	<i>NEW FILINGS</i>	<i>REACTIVATIONS AND TRANSFERS</i>	<i>TOTAL CASES</i>	<i>TOTAL TERMIN- ATIONS</i>	<i>CLEARANCE RATE</i>	<i>CASES PENDING DECEMBER 31</i>	<i>CASES PENDING BEYOND TIME GUIDELINES</i>
ADAMS	2	75	3	80	79	101.3%	1	0
ASHTABULA (E)	9	168	15	192	183	100.0%	9	2
ASHTABULA (W)	6	121	0	127	115	95.0%	12	0
BELMONT (E)	13	116	2	131	121	102.5%	10	5
BELMONT (N)	7	107	0	114	109	101.9%	5	0
BELMONT (W)	2	67	0	69	66	98.5%	3	1
BROWN	30	304	3	337	302	98.4%	35	14
BUTLER #1	19	201	71	291	265	97.4%	26	0
BUTLER #2	33	154	13	200	169	101.2%	31	0
BUTLER #3	25	302	149	476	440	97.6%	36	0
CARROLL	13	92	6	111	97	99.0%	14	0
COLUMBIANA (E)	6	38	3	47	46	112.2%	1	0
COLUMBIANA (NW)	7	56	3	66	63	106.8%	3	0
COLUMBIANA (SW)	6	16	0	22	18	112.5%	4	0
DARKE	0	0	0	0	0	-	0	0
ERIE	2	53	3	58	56	100.0%	2	0
FULTON (E)	2	22	0	24	24	109.1%	0	0
FULTON (W)	1	57	12	70	70	101.4%	0	0
HARRISON	1	66	6	73	67	93.1%	6	1
HIGHLAND	2	37	1	40	37	97.4%	3	0
HOLMES	11	24	0	35	30	125.0%	5	0
JEFFERSON #1	0	52	0	52	48	92.3%	4	0
JEFFERSON #2	4	74	0	78	71	95.9%	7	0
JEFFERSON #3	8	41	0	49	36	87.8%	13	7
MAHONING #2	49	373	46	468	417	99.5%	51	18
MAHONING #3	8	95	24	127	114	95.8%	13	7
MAHONING #4	23	327	85	435	413	100.2%	22	4
MAHONING #5	21	124	36	181	157	98.1%	24	7
MEIGS	226	311	3	540	409	130.3%	131	68
MONROE	17	23	3	43	31	119.2%	12	6
MONTGOMERY #1	4	162	66	232	227	99.6%	5	0
MONTGOMERY #2	2	159	71	232	231	100.4%	1	0
MORGAN	0	27	1	28	26	92.9%	2	0
MORROW	15	91	0	106	71	78.0%	35	5
MUSKINGUM	0	59	0	59	59	100.0%	0	0
NOBLE	0	52	0	52	52	100.0%	0	0
PAULDING	0	37	0	37	35	94.6%	2	2
PERRY	0	36	1	37	35	94.6%	2	0
PIKE	9	143	10	162	154	100.7%	8	3
PUTNAM	7	80	0	87	77	96.3%	10	0
SANDUSKY #1	4	46	5	55	53	103.9%	2	0
SANDUSKY #2	2	28	1	31	26	89.7%	5	0
TRUMBULL (C)	16	109	12	137	130	107.4%	7	1
TRUMBULL (E)	5	102	15	122	117	100.0%	5	0
TUSCARAWAS	23	24	0	47	41	170.8%	6	5
VINTON	4	71	0	75	73	102.8%	2	1
WARREN	0	192	44	236	215	91.1%	21	12
STATEWIDE	644	4,914	713	6,271	5,675	100.9%	596	169

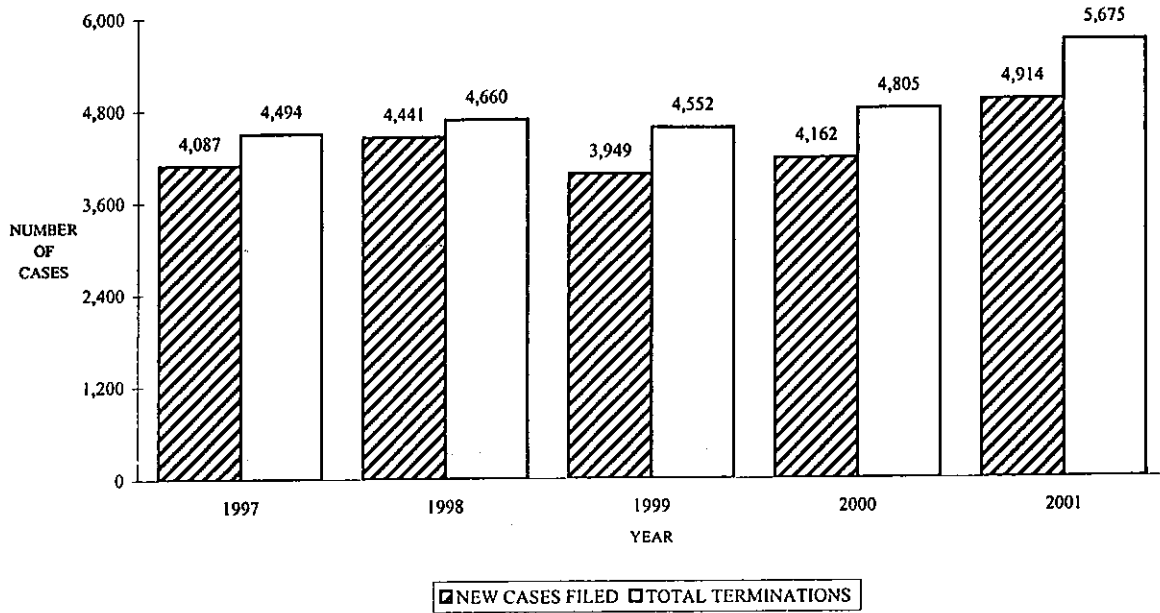
47

COUNTY COURTS
FELONY TERMINATIONS
2000

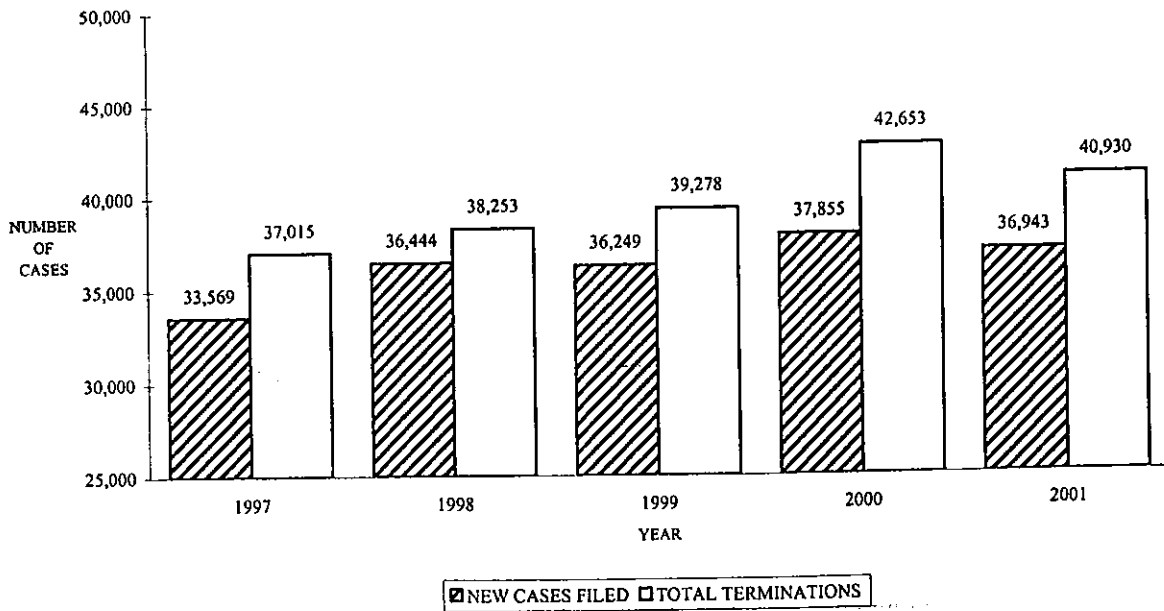
<u>COURT</u>	<u>PRELIMINARY HEARING BINDER</u>	<u>WAIVER PRELIMINARY HEARING</u>	<u>DISMISSAL: LACK OF SPEEDY TRIAL</u>	<u>OTHER DISMISSALS</u>	<u>UNAVAIL- ABILITY OF ACCUSED</u>	<u>BANKRUPTCY STAY/INTER- LOCUTORY APPEAL</u>	<u>OTHER TERMIN- ATIONS</u>	<u>TOTAL TERMIN- ATIONS</u>
ADAMS	17	1	0	59	2	0	0	79
ASHTABULA (E)	62	2	0	32	13	0	74	183
ASHTABULA (W)	30	38	0	39	8	0	0	115
BELMONT (E)	75	0	0	37	7	0	2	121
BELMONT (N)	42	0	0	32	30	0	5	109
BELMONT (W)	15	16	0	17	16	0	2	66
BROWN	225	1	0	62	4	0	10	302
BUTLER #1	64	27	0	88	64	0	22	265
BUTLER #2	64	1	0	88	14	0	2	169
BUTLER #3	111	36	0	96	152	0	45	440
CARROLL	18	1	0	74	4	0	0	97
COLUMBIANA (E)	18	0	0	25	3	0	0	46
COLUMBIANA (NW)	23	13	1	19	7	0	0	63
COLUMBIANA (SW)	7	2	0	7	2	0	0	18
DARKE	0	0	0	0	0	0	0	0
ERIE	8	41	0	5	2	0	0	56
FULTON (E)	11	0	0	10	2	0	1	24
FULTON (W)	4	0	0	52	14	0	0	70
HARRISON	11	21	0	29	6	0	0	67
HIGHLAND	23	0	0	12	2	0	0	37
HOLMES	19	0	0	11	0	0	0	30
JEFFERSON #1	20	0	0	13	15	0	0	48
JEFFERSON #2	51	0	0	19	1	0	0	71
JEFFERSON #3	27	0	0	8	0	1	0	36
MAHONING #2	30	84	0	197	98	0	8	417
MAHONING #3	35	0	0	36	39	0	4	114
MAHONING #4	207	1	1	53	127	0	24	413
MAHONING #5	65	0	0	49	21	0	22	157
MEIGS	7	2	0	385	0	0	15	409
MONROE	16	5	0	7	0	0	3	31
MONTGOMERY #1	20	91	0	52	62	0	2	227
MONTGOMERY #2	9	96	0	48	78	0	0	231
MORGAN	0	18	0	8	0	0	0	26
MORROW	37	3	0	31	0	0	0	71
MUSKINGUM	43	15	0	0	0	0	1	59
NOBLE	43	2	3	4	0	0	0	52
PAULDING	3	25	0	6	0	1	0	35
PERRY	15	5	0	10	4	0	1	35
PIKE	102	1	0	34	13	0	4	154
PUTNAM	49	0	0	25	3	0	0	77
SANDUSKY #1	23	1	1	14	3	0	11	53
SANDUSKY #2	9	0	0	13	4	0	0	26
TRUMBULL (C)	17	87	0	13	13	0	0	130
TRUMBULL (E)	42	40	0	13	22	0	0	117
TUSCARAWAS	34	7	0	0	0	0	0	41
VINTON	11	27	0	33	1	0	1	73
WARREN	142	0	0	24	33	0	16	215
STATEWIDE	1,904	710	6	1,889	889	2	275	5,675

47

COUNTY COURTS - FELONY CASES
STATEWIDE NEW CASES FILED AND TOTAL TERMINATIONS COMPARISON
1997 - 2001



COUNTY COURTS - MISDEMEANOR CASES
STATEWIDE NEW CASES FILED AND TOTAL TERMINATIONS COMPARISON
1997 - 2001



COUNTY COURTS
MISDEMEANOR OVERALL CASELOADS
2001

<u>COURT</u>	<u>CASES PENDING JANUARY 1</u>	<u>NEW FILINGS</u>	<u>REACTIVATIONS AND TRANSFERS</u>	<u>TOTAL CASES</u>	<u>TOTAL TERMIN- ATIONS</u>	<u>CLEARANCE RATE</u>	<u>CASES PENDING DECEMBER 31</u>	<u>CASES PENDING BEYOND TIME GUIDELINES</u>
ADAMS	45	548	55	648	583	96.7%	65	5
ASHTABULA (E)	62	477	48	587	517	98.5%	70	1
ASHTABULA (W)	106	753	0	859	754	100.1%	105	3
BELMONT (E)	176	908	7	1,091	932	101.9%	159	18
BELMONT (N)	125	1,436	0	1,561	1,428	99.4%	133	2
BELMONT (W)	85	933	1	1,019	936	100.2%	83	1
BROWN	445	1,510	153	2,108	1,625	97.7%	483	36
BUTLER #1	296	2,055	182	2,533	2,276	101.7%	257	0
BUTLER #2	280	861	143	1,284	1,050	104.6%	234	0
BUTLER #3	158	1,092	396	1,646	1,433	96.3%	213	0
CARROLL	146	844	23	1,013	891	102.8%	122	1
COLUMBIANA (E)	70	351	17	438	371	100.8%	67	0
COLUMBIANA (NW)	134	497	9	640	524	103.6%	116	0
COLUMBIANA (SW)	108	123	0	231	163	132.5%	68	0
DARKE	163	1,362	4	1,529	1,414	103.5%	115	0
ERIE	39	438	36	513	474	100.0%	39	0
FULTON (E)	90	439	2	531	461	104.5%	70	1
FULTON (W)	84	944	89	1,117	1,009	97.7%	108	0
HARRISON	76	713	84	873	769	96.5%	104	3
HIGHLAND	84	521	57	662	548	94.8%	114	0
HOLMES	68	326	8	402	316	94.6%	86	0
JEFFERSON #1	24	197	0	221	194	98.5%	27	0
JEFFERSON #2	22	291	1	314	297	101.7%	17	0
JEFFERSON #3	37	302	0	339	319	105.6%	20	5
MAHONING #2	255	1,293	246	1,794	1,513	98.3%	281	46
MAHONING #3	58	491	23	572	487	94.7%	85	14
MAHONING #4	118	1,213	114	1,445	1,305	98.3%	140	11
MAHONING #5	68	350	77	495	421	98.6%	74	12
MEIGS	958	936	41	1,935	1,335	136.6%	600	422
MONROE	116	388	19	523	425	104.4%	98	16
MONTGOMERY #1	374	3,265	1,122	4,761	4,294	97.9%	467	2
MONTGOMERY #2	181	2,037	310	2,528	2,321	98.9%	207	0
MORGAN	27	384	3	414	367	94.8%	47	0
MORROW	26	837	24	887	729	84.7%	158	2
MUSKINGUM	103	951	33	1,087	987	100.3%	100	1
NOBLE	10	363	2	375	363	99.5%	12	0
PAULDING	53	543	14	610	538	96.6%	72	6
PERRY	70	623	54	747	678	100.1%	69	0
PIKE	164	948	132	1,244	1,087	100.6%	157	84
PUTNAM	96	600	0	696	555	92.5%	141	0
SANDUSKY #1	69	349	18	436	381	103.8%	55	0
SANDUSKY #2	43	240	41	324	272	96.8%	52	0
TRUMBULL (C)	87	483	58	628	527	97.4%	101	7
TRUMBULL (E)	63	274	12	349	266	93.0%	83	0
TUSCARAWAS	118	941	5	1,064	801	84.7%	263	50
VINTON	40	406	2	448	381	93.4%	67	4
WARREN	299	1,107	313	1,719	1,613	113.6%	106	32
STATEWIDE	6,319	36,943	3,978	43,262	40,930	100.0%	2,332	785

47

COUNTY COURTS
MISDEMEANOR TERMINATIONS
2001

COURT	JURY TRIAL	COURT TRIAL	GUILTY/NO CONTEST TO ORIGINAL CHARGE		GUILTY/NO CONTEST TO REDUCED	DISMISSAL: LACK OF SPEEDY TRIAL	OTHER DISMISSALS	VIOLATIONS BUREAU	TRANSFERRED OUT	UNAVAILABILITY OF PARTY	BANKRUPTCY	OTHER TERMINATIONS
			JUDGE	MAGISTRATE							STAY / INTER-LOCUTORY APPEAL	
ADAMS	2	7	173	0	47	1	151	123	0	79	0	0
ASHTABULA (E)	5	3	251	0	51	18	113	12	0	62	0	2
ASHTABULA (W)	0	2	386	0	40	0	135	97	0	94	0	0
BELMONT (E)	1	29	340	0	32	0	425	16	0	58	0	31
BELMONT (N)	9	3	350	0	23	1	458	3	1	380	0	200
BELMONT (W)	3	7	311	0	49	1	258	116	4	163	0	24
BROWN	1	30	476	0	126	1	468	188	14	315	0	6
BUTLER #1	0	55	656	1	321	0	634	422	27	147	2	11
BUTLER #2	0	32	438	5	11	0	333	80	44	98	0	9
BUTLER #3	10	26	684	0	34	0	231	110	43	290	0	5
CARROLL	0	1	214	0	99	0	345	198	2	32	0	0
COLUMBIANA (E)	0	5	248	0	22	0	42	10	17	26	0	1
COLUMBIANA (NW)	2	8	291	0	72	1	82	26	13	29	0	0
COLUMBIANA (SW)	1	2	74	0	23	0	13	10	5	35	0	0
DARKE	1	324	778	0	33	4	161	19	0	93	0	1
ERIE	1	4	265	0	17	0	40	104	0	43	0	0
FULTON (E)	6	143	223	5	12	0	25	12	2	33	0	0
FULTON (W)	4	109	540	0	2	0	99	66	3	179	0	7
HARRISON	0	27	369	0	34	0	145	84	1	109	0	0
HIGHLAND	4	33	231	0	33	0	114	38	0	95	0	0
HOLMES	17	62	127	1	42	0	18	34	15	0	0	0
JEFFERSON #1	1	0	100	0	10	4	31	28	0	19	0	1
JEFFERSON #2	0	6	146	0	12	0	77	24	19	13	0	0
JEFFERSON #3	15	0	235	0	12	4	27	15	0	2	8	1
MAHONING #2	1	8	757	1	104	0	272	30	30	275	0	35
MAHONING #3	1	166	125	0	1	0	63	47	3	73	1	7
MAHONING #4	4	0	450	0	47	19	442	96	0	233	0	14
MAHONING #5	1	0	124	0	62	0	80	7	16	51	0	80
MEIGS	1	1	492	0	23	0	792	24	0	0	0	2
MONROE	0	6	229	0	28	0	79	47	0	20	0	16
MONTGOMERY #1	2	31	1,002	0	808	0	1,242	92	3	1,077	0	37
MONTGOMERY #2	3	29	1,024	0	428	2	349	137	4	315	0	30
MORGAN	1	2	133	0	36	0	49	90	6	43	1	6
MORROW	2	10	347	0	27	0	197	57	0	51	0	38
MUSKINGUM	1	30	585	0	0	0	66	249	7	28	0	21
NOBLE	0	0	190	0	2	5	3	163	0	0	0	0
PAULDING	0	3	352	0	60	3	50	34	1	35	0	0
PERRY	4	8	315	0	53	0	71	103	0	71	0	53
PIKE	1	1	471	0	16	7	403	2	5	153	0	28
PUTNAM	3	6	267	0	34	0	188	47	0	9	0	1
SANDUSKY #1	0	3	187	0	45	2	59	47	2	27	0	9
SANDUSKY #2	1	1	123	0	16	1	57	23	12	31	0	7
TRUMBULL (C)	1	5	185	0	68	0	40	133	1	94	0	0
TRUMBULL (E)	0	3	174	0	18	3	22	14	0	32	0	0
TUSCARAWAS	0	8	385	50	101	0	159	79	0	19	0	0
VINTON	2	0	211	0	0	0	66	86	0	16	0	0
WARREN	2	32	706	0	123	3	278	52	0	267	0	150
STATEWIDE	114	1,271	16,740	63	3,257	80	9,452	3,494	300	5,314	12	833

COUNTY COURTS
O.M.V.I. OVERALL CASELOADS
2001

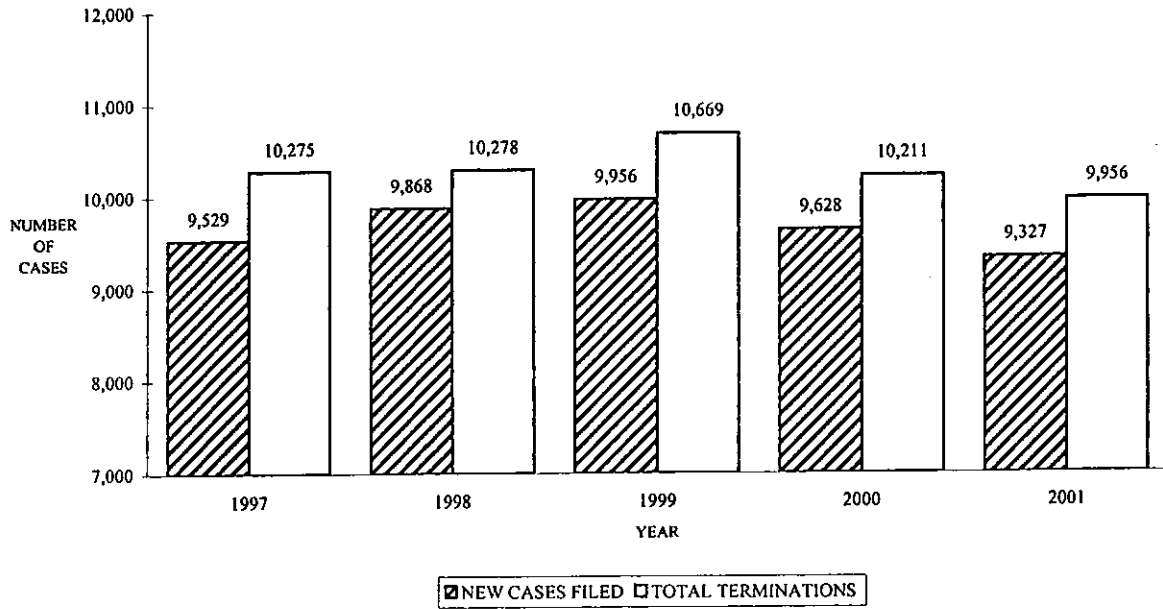
<u>COURT</u>	<u>CASES PENDING JANUARY 1</u>	<u>NEW FILINGS</u>	<u>REACTIVATIONS AND TRANSFERS</u>	<u>TOTAL CASES</u>	<u>TOTAL TERMIN- ATIONS</u>	<u>CLEARANCE RATE</u>	<u>CASES PENDING DECEMBER 31</u>	<u>CASES PENDING BEYOND TIME GUIDELINES</u>
ADAMS	31	197	8	236	194	94.6%	42	9
ASHTABULA (E)	26	135	15	176	153	102.0%	23	3
ASHTABULA (W)	62	254	0	316	263	103.5%	53	0
BELMONT (E)	38	264	0	302	274	103.8%	28	4
BELMONT (N)	18	333	0	351	314	94.3%	37	0
BELMONT (W)	37	210	0	247	218	103.8%	29	1
BROWN	153	410	46	609	429	94.1%	180	37
BUTLER #1	45	202	20	267	231	104.1%	36	0
BUTLER #2	88	258	16	362	262	95.6%	100	0
BUTLER #3	44	248	26	318	265	96.7%	53	0
CARROLL	25	173	3	201	171	97.2%	30	0
COLUMBIANA (E)	58	151	2	211	177	115.7%	34	0
COLUMBIANA (NW)	66	196	5	267	213	106.0%	54	0
COLUMBIANA (SW)	32	69	0	101	66	95.7%	35	0
DARKE	44	236	1	281	241	101.7%	40	0
ERIE	17	197	12	226	209	100.0%	17	0
FULTON (E)	29	158	1	188	160	100.6%	28	0
FULTON (W)	15	115	1	131	103	88.8%	28	0
HARRISON	28	134	4	166	142	102.9%	24	6
HIGHLAND	18	37	2	57	51	130.8%	6	0
HOLMES	20	89	1	110	102	113.3%	8	0
JEFFERSON #1	40	216	0	256	205	94.9%	51	0
JEFFERSON #2	17	183	1	201	169	91.8%	32	0
JEFFERSON #3	12	109	60	181	141	95.3%	20	0
MAHONING #2	125	339	25	489	332	91.2%	157	15
MAHONING #3	42	159	2	203	135	83.9%	68	7
MAHONING #4	146	524	61	731	593	101.4%	138	15
MAHONING #5	54	164	12	230	179	101.7%	51	47
MEIGS	89	204	0	293	187	91.7%	106	129
MONROE	18	52	2	72	56	103.7%	16	3
MONTGOMERY #1	27	219	20	266	224	93.7%	42	1
MONTGOMERY #2	44	291	29	364	327	102.2%	37	0
MORGAN	11	86	0	97	88	102.3%	9	0
MORROW	72	324	14	410	300	88.8%	110	4
MUSKINGUM	68	463	13	544	461	96.8%	83	3
NOBLE	15	60	0	75	67	111.7%	8	0
PAULDING	22	104	3	129	117	109.3%	12	0
PERRY	32	185	13	230	211	106.6%	19	2
PIKE	81	265	29	375	269	91.5%	106	91
PUTNAM	21	145	0	166	133	91.7%	33	0
SANDUSKY #1	35	182	2	219	183	99.5%	36	0
SANDUSKY #2	20	142	19	181	157	97.5%	24	0
TRUMBULL (C)	33	122	4	159	119	94.4%	40	0
TRUMBULL (E)	40	112	3	155	127	110.4%	28	0
TUSCARAWAS	183	229	0	412	347	151.5%	65	31
VINTON	19	109	1	129	103	93.6%	26	2
WARREN	145	273	72	490	468	135.7%	22	18
STATEWIDE	2,305	9,327	548	11,632	9,956	100.8%	1,676	428

47

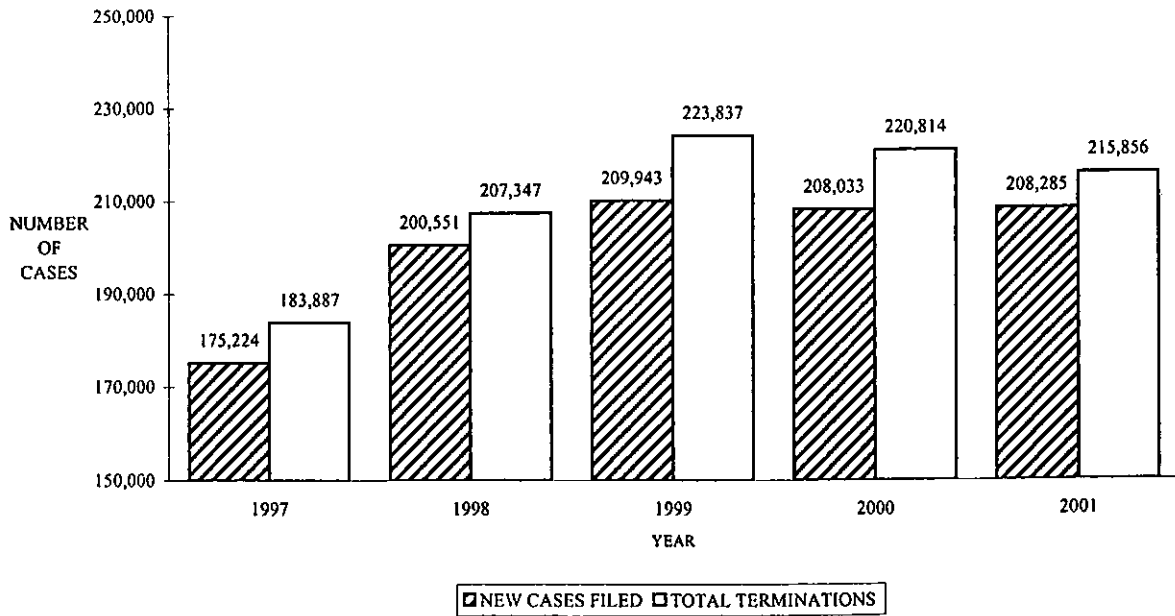
COUNTY COURTS
O.M.V.I. TERMINATIONS
2001

COURT	JURY TRIAL	COURT TRIAL	GUILTY/NO CONTEST TO ORIGINAL CHARGE		GUILTY/NO CONTEST TO REDUCED	DISMISSAL: LACK OF SPEEDY TRIAL	OTHER DISMISSALS	TRANS-FERRED OUT	UNAVAIL-ABILITY OF PARTY	BANKRUPTCY		TOTAL TERMINATIONS
			JUDGE	REFEREE						STAY/INTER-LOCUTORY APPEAL	OTHER TERMINATIONS	
ADAMS	1	3	132	0	35	0	14	1	8	0	0	194
ASHTABULA (E)	0	0	104	0	22	4	12	0	10	0	1	153
ASHTABULA (W)	1	0	199	0	34	0	12	0	17	0	0	263
BELMONT (E)	1	1	113	0	123	0	13	0	2	0	21	274
BELMONT (N)	0	3	221	0	35	0	19	0	17	0	19	314
BELMONT (W)	2	2	131	0	34	0	34	0	14	0	1	218
BROWN	0	7	217	0	130	0	20	12	42	0	1	429
BUTLER #1	0	2	135	0	74	0	4	4	12	0	0	231
BUTLER #2	0	1	227	0	1	0	6	4	23	0	0	262
BUTLER #3	4	3	197	0	9	0	4	12	34	0	2	265
CARROLL	1	1	138	0	21	1	7	0	2	0	0	171
COLUMBIANA (E)	0	0	107	0	22	0	30	8	10	0	0	177
COLUMBIANA (NW)	3	1	162	0	27	1	6	6	7	0	0	213
COLUMBIANA (SW)	1	0	31	0	12	0	10	6	6	0	0	66
DARKE	1	85	102	0	34	0	10	0	9	0	0	241
ERIE	3	0	171	0	2	0	17	0	16	0	0	209
FULTON (E)	0	110	41	0	0	0	4	0	5	0	0	160
FULTON (W)	1	49	42	0	1	0	9	0	1	0	0	103
HARRISON	0	1	91	0	30	0	12	0	8	0	0	142
HIGHLAND	3	3	34	0	7	0	2	0	2	0	0	51
HOLMES	17	41	37	0	4	0	3	0	0	0	0	102
JEFFERSON #1	1	0	95	0	76	1	23	5	4	0	0	205
JEFFERSON #2	0	5	76	0	26	0	50	9	1	2	0	169
JEFFERSON #3	3	0	99	0	36	2	9	0	0	9	3	161
MAHONING #2	0	1	177	0	106	0	13	5	27	0	3	332
MAHONING #3	0	91	18	0	16	0	4	1	4	0	1	135
MAHONING #4	3	0	338	0	135	11	61	0	37	2	6	593
MAHONING #5	2	0	72	0	59	0	5	2	4	0	35	179
MEIGS	0	0	126	0	30	0	25	0	0	0	6	187
MONROE	1	1	39	0	4	0	2	0	1	0	8	56
MONTGOMERY #1	0	1	102	0	95	0	8	1	15	0	2	224
MONTGOMERY #2	1	0	229	0	69	0	10	1	14	0	3	327
MORGAN	0	0	51	0	13	0	19	0	4	1	0	88
MORROW	1	1	198	0	24	0	30	0	18	0	28	300
MUSKINGUM	3	4	427	0	0	0	13	0	13	0	1	461
NOBLE	0	0	61	0	0	4	2	0	0	0	0	67
PAULDING	0	0	52	0	61	1	2	0	1	0	0	117
PERRY	2	2	161	0	26	0	9	0	11	0	0	211
PIKE	0	0	137	0	24	1	71	0	33	0	3	269
PUTNAM	0	0	69	0	43	0	18	0	3	0	0	133
SANDUSKY #1	1	0	138	0	33	0	8	0	2	0	1	183
SANDUSKY #2	0	0	103	0	25	0	9	5	7	0	8	157
TRUMBULL (C)	0	1	63	0	36	0	13	0	6	0	0	119
TRUMBULL (E)	0	2	86	0	31	1	4	0	3	0	0	127
TUSCARAWAS	0	0	267	16	26	2	9	3	23	0	1	347
VINTON	4	0	78	0	0	0	19	0	2	0	0	103
WARREN	4	15	281	0	62	0	10	0	57	0	39	468
STATEWIDE	65	437	6,175	16	1,713	29	694	85	535	14	193	9,956

COUNTY COURTS - O.M.V.I. CASES
STATEWIDE NEW CASES FILED AND TOTAL TERMINATIONS COMPARISON
1997 - 2001



COUNTY COURTS - OTHER TRAFFIC CASES
STATEWIDE NEW CASES FILED AND TOTAL TERMINATIONS COMPARISON
1997 - 2001



COUNTY COURTS
OTHER TRAFFIC OVERALL CASELOADS
2001

<u>COURT</u>	<u>CASES PENDING JANUARY 1</u>	<u>NEW FILINGS</u>	<u>REACTIVATIONS AND TRANSFERS</u>	<u>TOTAL CASES</u>	<u>TOTAL TERMIN- ATIONS</u>	<u>CLEARANCE RATE</u>	<u>CASES PENDING DECEMBER 31</u>	<u>CASES PENDING BEYOND TIME GUIDELINES</u>
ADAMS	211	3,650	112	3,973	3,774	100.3%	199	2
ASHTABULA (E)	83	3,915	324	4,322	4,220	99.6%	102	0
ASHTABULA (W)	175	3,653	0	3,828	3,660	100.2%	168	0
BELMONT (E)	310	4,513	2	4,825	4,389	97.2%	436	0
BELMONT (N)	93	2,688	0	2,781	2,533	94.2%	248	1
BELMONT (W)	761	6,844	0	7,605	6,789	99.2%	816	0
BROWN	365	8,803	247	9,415	8,866	98.0%	549	17
BUTLER #1	378	4,261	159	4,798	4,554	103.0%	244	0
BUTLER #2	1,040	8,533	317	9,890	8,985	101.5%	905	0
BUTLER #3	251	5,674	380	6,305	5,794	95.7%	511	0
CARROLL	65	2,703	17	2,785	2,678	98.5%	107	0
COLUMBIANA (E)	332	4,010	61	4,403	3,979	97.7%	424	0
COLUMBIANA (NW)	154	3,043	43	3,240	3,022	97.9%	218	0
COLUMBIANA (SW)	189	1,449	0	1,638	1,430	98.7%	208	0
DARKE	166	5,192	6	5,364	5,173	99.5%	191	0
ERIE	377	11,026	959	12,362	11,965	99.8%	397	0
FULTON (E)	225	5,716	1	5,942	5,612	98.2%	330	2
FULTON (W)	328	5,804	441	6,573	6,152	98.5%	421	0
HARRISON	118	3,873	180	4,171	4,029	99.4%	142	1
HIGHLAND	19	366	9	394	374	99.7%	20	0
HOLMES	167	2,007	33	2,207	2,080	102.0%	127	0
JEFFERSON #1	63	3,921	0	3,984	3,916	99.9%	68	0
JEFFERSON #2	67	1,908	20	1,995	1,966	102.0%	29	0
JEFFERSON #3	71	1,622	2	1,695	1,632	100.5%	63	21
MAHONING #2	555	7,559	274	8,388	7,680	98.0%	708	67
MAHONING #3	146	2,028	62	2,236	2,089	100.0%	147	9
MAHONING #4	775	12,355	948	14,078	13,084	98.4%	994	112
MAHONING #5	323	6,264	418	7,005	6,692	100.1%	313	21
MEIGS	780	2,886	6	3,672	2,666	92.2%	1,006	708
MONROE	319	1,017	7	1,343	1,265	123.5%	78	11
MONTGOMERY #1	319	6,929	1,046	8,294	7,850	98.4%	444	0
MONTGOMERY #2	243	6,270	343	6,856	6,609	99.9%	247	0
MORGAN	14	697	0	711	690	99.0%	21	0
MORROW	101	11,087	827	12,015	11,540	96.9%	475	5
MUSKINGUM	308	8,956	38	9,302	8,903	99.0%	399	0
NOBLE	7	1,259	0	1,266	1,249	99.2%	17	0
PAULDING	94	3,540	9	3,643	3,566	100.5%	77	0
PERRY	89	2,674	171	2,934	2,787	98.0%	147	1
PIKE	286	3,113	244	3,643	3,297	98.2%	346	218
PUTNAM	103	2,356	0	2,459	2,336	99.2%	123	0
SANDUSKY #1	317	7,092	668	8,077	7,791	100.4%	286	0
SANDUSKY #2	193	4,400	784	5,377	5,100	98.4%	277	0
TRUMBULL (C)	88	1,853	34	1,975	1,846	97.8%	129	0
TRUMBULL (E)	66	769	38	873	790	97.9%	83	0
TUSCARAWAS	40	2,596	30	2,666	2,194	83.5%	472	76
VINTON	156	1,951	8	2,115	2,033	103.8%	82	1
WARREN	287	5,460	591	6,338	6,227	102.9%	111	3
STATEWIDE	11,617	208,285	9,859	219,902	215,856	99.0%	4,046	1,276

47

**COUNTY COURTS
OTHER TRAFFIC TERMINATIONS
2001**

COURT	JURY TRIAL	COURT TRIAL	GUILTY/NO CONTEST TO ORIGINAL CHARGE		GUILTY/NO CONTEST TO REDUCED	DISMISSAL: LACK OF SPEEDY TRIAL	OTHER DISMISSALS	VIOLATIONS BUREAU	TRANSFERRED OUT	UNAVAILABILITY OF PARTY	BANKRUPTCY	OTHER TERMINATIONS
			JUDGE	MAGISTRATE							STAY / INTER-LOCUTORY APPEAL	
ADAMS	1	2	392	0	44	5	58	3,088	0	180	0	4
ASHTABULA (E)	1	22	349	0	91	11	76	3,350	0	315	0	5
ASHTABULA (W)	0	1	678	0	48	0	69	2,680	0	184	0	0
BELMONT (E)	1	30	353	0	46	2	90	3,580	0	228	0	59
BELMONT (N)	1	2	353	2	10	1	43	1,943	0	159	0	19
BELMONT (W)	8	28	368	0	24	5	58	5,771	0	517	0	10
BROWN	1	22	479	0	97	1	79	7,727	11	442	1	6
BUTLER #1	4	71	816	0	157	0	147	3,121	8	224	0	6
BUTLER #2	2	22	1,750	3	4	0	206	6,334	14	644	0	6
BUTLER #3	4	28	1,205	0	46	0	76	3,920	21	488	0	6
CARROLL	0	9	735	0	62	1	68	1,788	0	15	0	0
COLUMBIANA (E)	0	12	454	0	9	0	26	3,245	6	227	0	0
COLUMBIANA (NW)	0	7	505	0	17	0	29	2,387	6	70	0	1
COLUMBIANA (SW)	0	8	157	1	5	0	11	1,157	1	89	0	1
DARKE	1	231	1,110	2	28	0	37	3,543	6	214	0	1
ERIE	0	21	670	0	0	1	32	9,961	1	1,279	0	0
FULTON (E)	6	281	738	7	6	1	24	3,732	0	817	0	0
FULTON (W)	2	58	325	0	1	2	84	5,022	1	618	0	39
HARRISON	0	32	342	0	45	0	49	3,317	0	244	0	0
HIGHLAND	0	7	113	0	3	0	14	230	0	7	0	0
HOLMES	12	55	322	1	10	0	11	1,664	5	0	0	0
JEFFERSON #1	4	0	491	0	20	12	116	3,042	0	231	0	0
JEFFERSON #2	1	7	260	0	12	0	54	1,609	3	15	0	5
JEFFERSON #3	11	0	336	0	23	5	13	1,237	0	0	6	1
MAHONING #2	0	26	1,754	0	439	0	173	4,286	10	312	0	680
MAHONING #3	1	222	316	0	0	0	42	1,382	1	43	0	82
MAHONING #4	9	0	1,803	0	435	65	221	9,203	18	218	0	1,112
MAHONING #5	2	0	852	0	238	1	99	4,970	15	458	0	57
MEIGS	0	14	632	0	18	0	165	1,826	0	0	0	11
MONROE	3	4	390	0	6	1	9	842	0	5	0	5
MONTGOMERY #1	3	30	3,331	0	84	4	382	2,931	0	1,074	0	11
MONTGOMERY #2	1	20	2,564	0	139	0	237	3,143	0	501	0	4
MORGAN	0	2	119	2	15	1	19	501	1	29	0	1
MORROW	1	29	354	0	128	1	94	9,695	7	1,231	0	0
MUSKINGUM	0	43	704	0	0	1	22	8,061	7	48	0	17
NOBLE	0	0	109	0	0	0	1	1,139	0	0	0	0
PAULDING	1	8	399	0	74	2	49	2,881	0	152	0	0
PERRY	1	11	270	0	10	0	23	2,289	0	177	0	6
PIKE	0	0	1,071	0	16	5	119	1,715	1	368	1	1
PUTNAM	3	9	485	0	37	2	143	1,622	0	6	0	29
SANDUSKY #1	0	4	386	0	88	0	101	6,045	0	1,158	0	9
SANDUSKY #2	3	3	289	0	78	5	214	3,912	24	565	0	7
TRUMBULL (C)	0	3	367	0	38	0	41	1,305	1	91	0	0
TRUMBULL (E)	1	2	366	0	28	1	20	325	0	47	0	0
TUSCARAWAS	0	0	413	7	31	2	40	1,608	1	92	0	0
VINTON	6	0	368	0	0	0	42	1,399	0	217	0	1
WARREN	5	37	3,273	1	116	1	120	1,754	0	859	0	61
STATEWIDE	100	1,423	33,916	26	2,826	139	3,846	156,282	169	14,858	8	2,263

47

COUNTY COURTS
PERSONAL INJURY AND PROPERTY DAMAGE OVERALL CASELOADS
2001

<u>COURT</u>	<u>CASES PENDING JANUARY 1</u>	<u>NEW FILINGS</u>	<u>REACTIVATIONS AND TRANSFERS</u>	<u>TOTAL CASES</u>	<u>TOTAL TERMIN- ATIONS</u>	<u>CLEARANCE RATE</u>	<u>CASES PENDING DECEMBER 31</u>	<u>CASES PENDING BEYOND TIME GUIDELINES</u>
ADAMS	10	17	0	27	18	105.9%	9	0
ASHTABULA (E)	8	8	0	16	12	150.0%	4	0
ASHTABULA (W)	0	0	0	0	0	-	0	0
BELMONT (E)	5	18	0	23	14	77.8%	9	0
BELMONT (N)	1	17	0	18	13	76.5%	5	0
BELMONT (W)	3	17	0	20	12	70.6%	8	0
BROWN	13	28	0	41	23	82.1%	18	1
BUTLER #1	3	15	0	18	13	86.7%	5	0
BUTLER #2	8	12	0	20	14	116.7%	6	0
BUTLER #3	14	31	1	46	29	90.6%	17	0
CARROLL	0	0	0	0	0	-	0	0
COLUMBIANA (E)	2	6	0	8	7	116.7%	1	0
COLUMBIANA (NW)	3	7	0	10	7	100.0%	3	0
COLUMBIANA (SW)	6	5	0	11	8	160.0%	3	0
DARKE	7	33	0	40	29	87.9%	11	0
ERIE	5	11	0	16	12	109.1%	4	0
FULTON (E)	0	0	0	0	0	-	0	0
FULTON (W)	0	0	0	0	0	-	0	0
HARRISON	3	8	0	11	6	75.0%	5	0
HIGHLAND	3	10	0	13	6	60.0%	7	0
HOLMES	0	0	0	0	0	-	0	0
JEFFERSON #1	0	0	0	0	0	-	0	0
JEFFERSON #2	0	0	0	0	0	-	0	0
JEFFERSON #3	0	0	0	0	0	-	0	0
MAHONING #2	17	44	0	61	42	95.5%	19	0
MAHONING #3	0	1	0	1	0	0.0%	1	0
MAHONING #4	20	45	5	70	47	94.0%	23	4
MAHONING #5	5	12	1	18	13	100.0%	5	0
MEIGS	14	18	0	32	13	72.2%	19	8
MONROE	0	0	0	0	0	-	0	0
MONTGOMERY #1	16	42	0	58	41	97.6%	17	0
MONTGOMERY #2	32	67	3	102	68	97.1%	34	0
MORGAN	2	9	0	11	6	66.7%	5	0
MORROW	0	0	0	0	0	-	0	0
MUSKINGUM	0	0	0	0	0	-	0	0
NOBLE	1	4	0	5	5	125.0%	0	0
PAULDING	1	2	0	3	0	0.0%	3	0
PERRY	6	17	0	23	19	111.8%	4	0
PIKE	19	23	1	43	29	120.8%	14	1
PUTNAM	0	0	0	0	0	-	0	0
SANDUSKY #1	3	4	0	7	6	150.0%	1	0
SANDUSKY #2	5	3	0	8	6	200.0%	2	0
TRUMBULL (C)	6	12	2	20	12	85.7%	8	0
TRUMBULL (E)	0	2	0	2	1	50.0%	1	0
TUSCARAWAS	7	3	0	10	9	300.0%	1	0
VINTON	0	0	0	0	0	-	0	0
WARREN	23	22	3	48	34	136.0%	14	0
STATEWIDE	271	573	16	844	574	97.5%	270	14

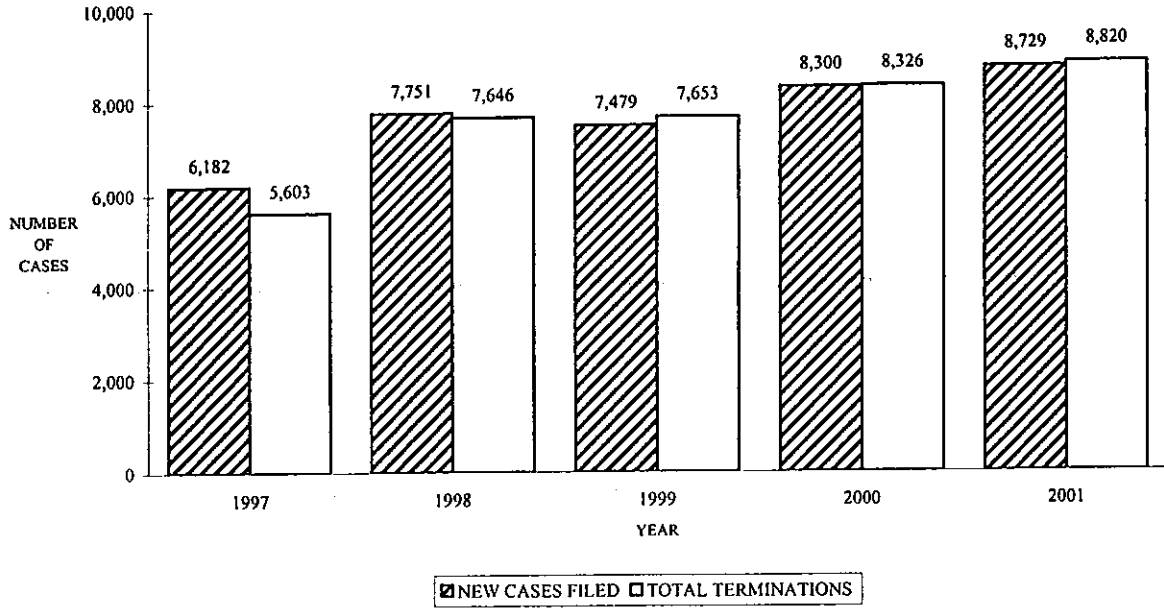
47

COUNTY COURTS
PERSONAL INJURY AND PROPERTY DAMAGE TERMINATIONS
2001

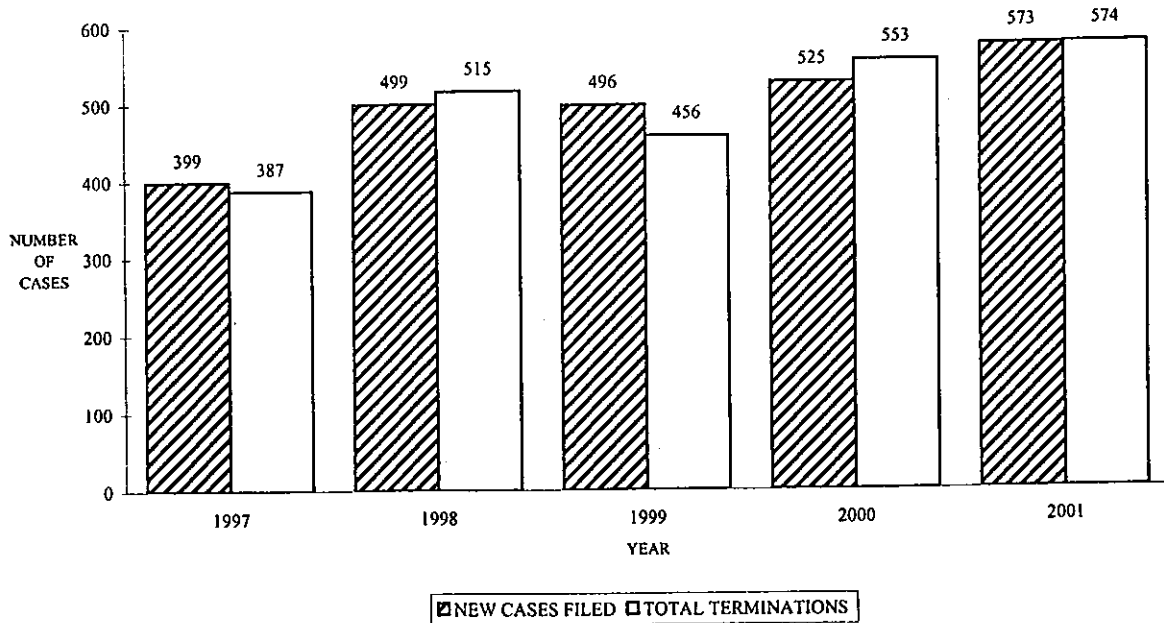
COURT	JURY TRIAL	COURT TRIAL	DEFAULT HEARING BY JUDGE	DEFAULT HEARING BY MAGISTRATE	DISMISSALS		TRANS-FERRED OUT	PRIVATE JUDGE REFERRAL	UNVAVAIL-ABILITY OF PARTY	BANKRUPTCY STAY/INTER-LOCUTORY APPEAL	OTHER TERMIN-ATIONS	TOTAL TERMIN-ATIONS
					FOR WANT OF PROS-ECUTION	OTHER DISMIS-SALS						
ADAMS	0	0	13	0	4	0	0	0	0	0	1	18
ASHTABULA (E)	0	2	5	0	0	3	0	0	1	1	0	12
ASHTABULA (W)	0	0	0	0	0	0	0	0	0	0	0	0
BELMONT (E)	0	0	10	0	0	3	0	0	0	0	1	14
BELMONT (N)	0	0	11	0	0	0	1	0	0	0	1	13
BELMONT (W)	0	0	11	0	0	1	0	0	0	0	0	12
BROWN	0	2	13	0	0	7	0	0	0	1	0	23
BUTLER #1	0	0	10	0	0	3	0	0	0	0	0	13
BUTLER #2	0	1	7	0	1	4	0	0	0	0	1	14
BUTLER #3	0	0	14	1	2	11	0	0	0	1	0	29
CARROLL	0	0	0	0	0	0	0	0	0	0	0	0
COLUMBIANA (E)	0	0	4	0	0	2	0	0	1	0	0	7
COLUMBIANA (NW)	0	0	6	0	0	1	0	0	0	0	0	7
COLUMBIANA (SW)	0	0	7	0	0	1	0	0	0	0	0	8
DARKE	0	2	18	0	0	8	0	0	0	1	0	29
ERIE	0	0	5	0	0	7	0	0	0	0	0	12
FULTON (E)	0	0	0	0	0	0	0	0	0	0	0	0
FULTON (W)	0	0	0	0	0	0	0	0	0	0	0	0
HARRISON	0	0	4	0	0	1	1	0	0	0	0	6
HIGHLAND	0	0	4	0	0	2	0	0	0	0	0	6
HOLMES	0	0	0	0	0	0	0	0	0	0	0	0
JEFFERSON #1	0	0	0	0	0	0	0	0	0	0	0	0
JEFFERSON #2	0	0	0	0	0	0	0	0	0	0	0	0
JEFFERSON #3	0	0	0	0	0	0	0	0	0	0	0	0
MAHONING #2	0	2	22	0	0	13	0	0	0	2	3	42
MAHONING #3	0	0	0	0	0	0	0	0	0	0	0	0
MAHONING #4	2	1	24	2	0	13	0	0	0	2	3	47
MAHONING #5	0	0	4	0	0	7	0	0	0	0	2	13
MEIGS	0	0	0	0	0	12	0	0	0	1	0	13
MONROE	0	0	0	0	0	0	0	0	0	0	0	0
MONTGOMERY #1	0	0	27	0	0	7	1	3	0	0	3	41
MONTGOMERY #2	0	3	44	0	0	15	0	0	0	1	5	68
MORGAN	0	0	5	0	0	1	0	0	0	0	0	6
MORROW	0	0	0	0	0	0	0	0	0	0	0	0
MUSKINGUM	0	0	0	0	0	0	0	0	0	0	0	0
NOBLE	0	0	2	0	3	0	0	0	0	0	0	5
PAULDING	0	0	0	0	0	0	0	0	0	0	0	0
PERRY	0	1	13	0	1	4	0	0	0	0	0	19
PIKE	0	0	12	0	0	8	0	0	0	0	9	29
PUTNAM	0	0	0	0	0	0	0	0	0	0	0	0
SANDUSKY #1	0	0	5	0	0	1	0	0	0	0	0	6
SANDUSKY #2	0	1	1	0	0	3	0	0	0	0	1	6
TRUMBULL (C)	0	3	2	0	0	6	1	0	0	0	0	12
TRUMBULL (E)	0	0	0	0	0	0	1	0	0	0	0	1
TUSCARAWAS	0	2	5	0	0	1	0	0	0	0	1	9
VINTON	0	0	0	0	0	0	0	0	0	0	0	0
WARREN	0	3	11	8	0	8	1	0	0	0	3	34
STATEWIDE	2	23	319	11	11	153	6	3	2	10	34	574

47

COUNTY COURTS - CONTRACTS CASES
STATEWIDE NEW CASES FILED AND TOTAL TERMINATIONS COMPARISON
1997 - 2001



COUNTY COURTS - PERSONAL INJURY and PROPERTY DAMAGE CASES
STATEWIDE NEW CASES FILED AND TOTAL TERMINATIONS COMPARISON
1997 - 2001



COUNTY COURTS
CONTRACTS OVERALL CASELOADS
2001

<i>COURT</i>	<i>CASES PENDING JANUARY 1</i>	<i>NEW FILINGS</i>	<i>REACTIVATIONS AND TRANSFERS</i>	<i>TOTAL CASES</i>	<i>TOTAL TERMIN- ATIONS</i>	<i>CLEARANCE RATE</i>	<i>CASES PENDING DECEMBER 31</i>	<i>CASES PENDING BEYOND TIME GUIDELINES</i>
ADAMS	72	253	0	325	252	99.6%	73	5
ASHTABULA (E)	52	173	1	226	173	99.4%	53	18
ASHTABULA (W)	80	235	0	315	241	102.6%	74	0
BELMONT (E)	26	108	0	134	95	88.0%	39	1
BELMONT (N)	28	113	0	141	116	102.7%	25	0
BELMONT (W)	60	144	0	204	171	118.8%	33	2
BROWN	21	68	1	90	68	98.6%	22	4
BUTLER #1	67	112	6	185	135	114.4%	50	0
BUTLER #2	112	157	7	276	188	114.6%	88	0
BUTLER #3	117	271	9	397	263	93.9%	134	0
CARROLL	0	2	0	2	2	100.0%	0	0
COLUMBIANA (E)	45	128	1	174	118	91.5%	56	0
COLUMBIANA (NW)	172	625	4	801	646	102.7%	155	0
COLUMBIANA (SW)	42	75	1	118	68	89.5%	50	0
DARKE	253	893	2	1,148	956	106.8%	192	6
ERIE	6	40	0	46	36	90.0%	10	0
FULTON (E)	0	0	0	0	0	-	0	0
FULTON (W)	0	0	0	0	0	-	0	0
HARRISON	24	80	2	106	96	117.1%	10	19
HIGHLAND	18	42	0	60	42	100.0%	18	0
HOLMES	68	124	17	209	155	109.9%	54	0
JEFFERSON #1	27	86	0	113	87	101.2%	26	0
JEFFERSON #2	38	118	0	156	109	92.4%	47	0
JEFFERSON #3	10	81	0	91	63	77.8%	28	4
MAHONING #2	115	289	2	406	306	105.2%	100	6
MAHONING #3	39	94	0	133	91	96.8%	42	39
MAHONING #4	119	312	26	457	363	107.4%	94	10
MAHONING #5	48	148	13	209	136	84.5%	73	8
MEIGS	84	135	0	219	103	76.3%	116	70
MONROE	0	0	0	0	0	-	0	0
MONTGOMERY #1	155	547	1	703	553	100.9%	150	0
MONTGOMERY #2	136	485	15	636	497	99.4%	139	0
MORGAN	25	83	0	108	80	96.4%	28	0
MORROW	48	230	0	278	169	73.5%	109	0
MUSKINGUM	90	389	1	480	385	98.7%	95	1
NOBLE	3	64	0	67	54	84.4%	13	0
PAULDING	6	39	0	45	22	56.4%	23	0
PERRY	73	386	0	459	392	101.6%	67	0
PIKE	146	284	2	432	279	97.6%	153	52
PUTNAM	86	330	0	416	342	103.6%	74	0
SANDUSKY #1	26	150	0	176	140	93.3%	36	0
SANDUSKY #2	27	75	2	104	0	0.0%	104	0
TRUMBULL (C)	43	119	4	166	108	87.8%	58	1
TRUMBULL (E)	49	90	5	144	107	112.6%	37	5
TUSCARAWAS	30	206	2	238	170	81.7%	68	0
VINTON	0	0	0	0	0	-	0	0
WARREN	162	346	7	515	0	0.0%	515	41
STATEWIDE	2,848	8,729	131	11,577	8,820	99.5%	2,757	292

47

**COUNTY COURTS
CONTRACTS TERMINATIONS
2001**

COURT	JURY TRIAL	COURT TRIAL	DEFAULT HEARING BY JUDGE	DEFAULT HEARING BY MAGISTRATE	FOR WANT OF PROSECUTION	OTHER DISMISSALS	TRANSFERRED OUT	PRIVATE JUDGE REFERRAL	UNAVAILABLE OF PARTY	BANKRUPTCY	OTHER TERMINATIONS	TOTAL TERMINATIONS
										STAY / INTER-LOCUTORY APPEAL		
ADAMS	0	0	203	0	39	0	0	0	0	9	1	252
ASHTABULA (E)	1	8	117	0	0	36	0	0	0	4	7	173
ASHTABULA (W)	0	0	175	0	0	56	0	0	0	10	0	241
BELMONT (E)	0	0	65	0	0	25	0	0	0	0	5	95
BELMONT (N)	1	1	79	0	0	22	3	0	0	4	6	116
BELMONT (W)	0	0	131	0	0	29	0	0	0	2	9	171
BROWN	1	0	55	0	0	11	0	0	0	1	0	68
BUTLER #1	5	6	79	4	5	30	0	0	0	2	4	135
BUTLER #2	0	5	92	3	36	44	0	0	0	0	8	188
BUTLER #3	1	1	160	7	2	78	2	0	0	4	8	263
CARROLL	0	0	1	0	0	1	0	0	0	0	0	2
COLUMBIANA (E)	0	4	91	0	0	15	1	0	0	7	0	118
COLUMBIANA (NW)	0	0	554	0	20	70	2	0	0	0	0	646
COLUMBIANA (SW)	0	0	54	0	0	9	2	0	3	0	0	68
DARKE	0	34	776	0	0	129	0	0	0	10	7	956
ERIE	0	0	22	0	0	14	0	0	0	0	0	36
FULTON (E)	0	0	0	0	0	0	0	0	0	0	0	0
FULTON (W)	0	0	0	0	0	0	0	0	0	0	0	0
HARRISON	0	5	56	0	0	31	0	0	0	4	0	96
HIGHLAND	0	2	26	0	0	14	0	0	0	0	0	42
HOLMES	0	1	136	0	0	18	0	0	0	0	0	155
JEFFERSON #1	0	0	77	0	1	7	1	0	1	0	0	87
JEFFERSON #2	0	1	77	0	0	22	2	0	4	3	0	109
JEFFERSON #3	0	0	30	0	0	4	23	0	4	2	0	63
MAHONING #2	0	21	189	1	0	65	1	1	0	10	18	306
MAHONING #3	0	2	63	0	0	20	0	0	0	2	4	91
MAHONING #4	1	12	224	3	1	85	7	0	3	13	14	363
MAHONING #5	0	6	85	0	0	37	2	0	0	3	3	136
MEIGS	0	0	6	0	0	96	0	0	0	1	0	103
MONROE	0	0	0	0	0	0	0	0	0	0	0	0
MONTGOMERY #1	7	6	439	0	0	80	4	2	0	0	15	553
MONTGOMERY #2	0	34	369	0	10	64	0	0	0	1	19	497
MORGAN	1	0	55	0	0	13	8	0	0	1	2	80
MORROW	0	0	120	13	1	35	0	0	0	0	0	169
MUSKINGUM	0	0	385	0	0	0	0	0	0	0	0	385
NOBLE	0	0	9	0	44	1	0	0	0	0	0	54
PAULDING	0	0	17	0	0	2	0	0	0	2	1	22
PERRY	0	3	310	0	34	23	0	0	0	12	10	392
PIKE	0	0	171	0	0	41	0	0	0	3	64	279
PUTNAM	1	1	244	0	0	50	0	0	2	0	44	342
SANDUSKY #1	0	0	110	0	0	25	0	3	0	0	2	140
SANDUSKY #2	0	0	57	0	2	9	0	0	0	3	7	78
TRUMBULL (C)	0	11	71	0	5	17	2	0	0	2	0	108
TRUMBULL (E)	0	12	70	0	2	20	0	0	0	3	0	107
TUSCARAWAS	0	2	133	0	0	34	0	0	0	0	1	170
VINTON	0	0	0	0	0	0	0	0	0	0	0	0
WARREN	0	27	52	175	0	78	0	0	0	0	33	365
STATEWIDE	19	205	6,235	206	202	1,460	60	6	17	118	292	8,820

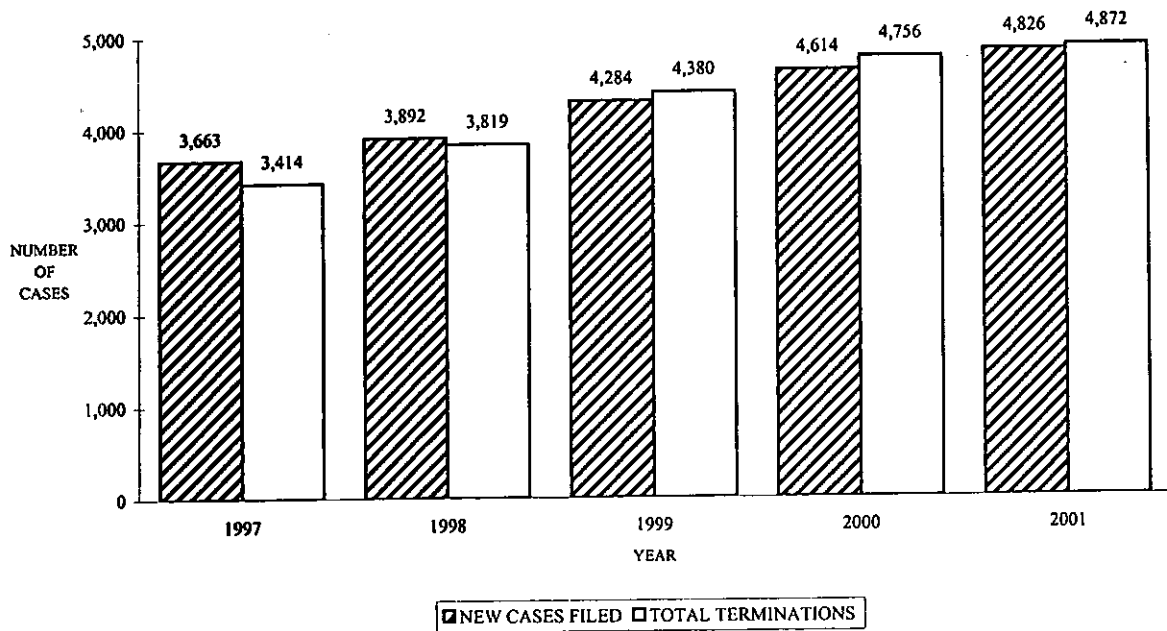
COUNTY COURTS
F.E.D. OVERALL CASELOADS
2001

<u>COURT</u>	<u>CASES PENDING JANUARY 1</u>	<u>NEW FILINGS</u>	<u>REACTIVATIONS AND TRANSFERS</u>	<u>TOTAL CASES</u>	<u>TOTAL TERMIN- ATIONS</u>	<u>CLEARANCE RATE</u>	<u>CASES PENDING DECEMBER 31</u>	<u>CASES PENDING BEYOND TIME GUIDELINES</u>
ADAMS	10	86	0	96	85	98.8%	11	1
ASHTABULA (E)	2	43	0	45	42	97.7%	3	0
ASHTABULA (W)	14	134	0	148	111	82.8%	37	0
BELMONT (E)	5	73	0	78	73	100.0%	5	0
BELMONT (N)	7	93	0	100	90	96.8%	10	0
BELMONT (W)	15	44	0	59	44	100.0%	15	0
BROWN	25	173	1	199	181	104.0%	18	0
BUTLER #1	22	85	1	108	88	102.3%	20	0
BUTLER #2	139	451	0	590	455	100.9%	135	0
BUTLER #3	138	508	5	651	580	113.1%	71	0
CARROLL	9	47	0	56	46	97.9%	10	0
COLUMBIANA (E)	15	67	0	82	63	94.0%	19	0
COLUMBIANA (NW)	9	82	2	93	78	92.9%	15	0
COLUMBIANA (SW)	13	31	0	44	32	103.2%	12	0
DARKE	13	139	0	152	134	96.4%	18	0
ERIE	5	24	0	29	23	95.8%	6	0
FULTON (E)	9	87	0	96	86	98.9%	10	0
FULTON (W)	3	96	0	99	94	97.9%	5	0
HARRISON	5	33	0	38	36	109.1%	2	0
HIGHLAND	4	36	0	40	32	88.9%	8	0
HOLMES	13	29	0	42	38	131.0%	4	0
JEFFERSON #1	1	19	0	20	13	68.4%	7	0
JEFFERSON #2	5	38	0	43	40	105.3%	3	0
JEFFERSON #3	0	13	0	13	13	100.0%	0	0
MAHONING #2	26	143	0	169	145	101.4%	24	0
MAHONING #3	7	38	0	45	31	81.6%	14	4
MAHONING #4	161	408	6	575	430	103.9%	145	23
MAHONING #5	6	18	1	25	22	115.8%	3	0
MEIGS	90	63	0	153	33	52.4%	120	89
MONROE	0	0	0	0	0	-	0	0
MONTGOMERY #1	26	432	0	458	412	95.4%	46	0
MONTGOMERY #2	33	421	1	455	427	101.2%	28	0
MORGAN	5	37	0	42	35	94.6%	7	0
MORROW	72	46	0	118	37	80.4%	81	0
MUSKINGUM	8	94	1	103	99	104.2%	4	0
NOBLE	1	13	0	14	12	92.3%	2	0
PAULDING	8	18	1	27	20	105.3%	7	1
PERRY	18	122	0	140	124	101.6%	16	0
PIKE	57	95	1	153	111	115.6%	42	17
PUTNAM	7	22	0	29	28	127.3%	1	0
SANDUSKY #1	6	36	0	42	34	94.4%	8	0
SANDUSKY #2	15	19	0	34	24	126.3%	10	0
TRUMBULL (C)	15	38	0	53	39	102.6%	14	0
TRUMBULL (E)	6	42	0	48	36	85.7%	12	0
TUSCARAWAS	15	149	0	164	157	105.4%	7	0
VINTON	2	22	0	24	17	77.3%	7	0
WARREN	14	119	5	138	122	98.4%	16	0
STATEWIDE	1,079	4,826	25	5,930	4,872	100.4%	1,058	135

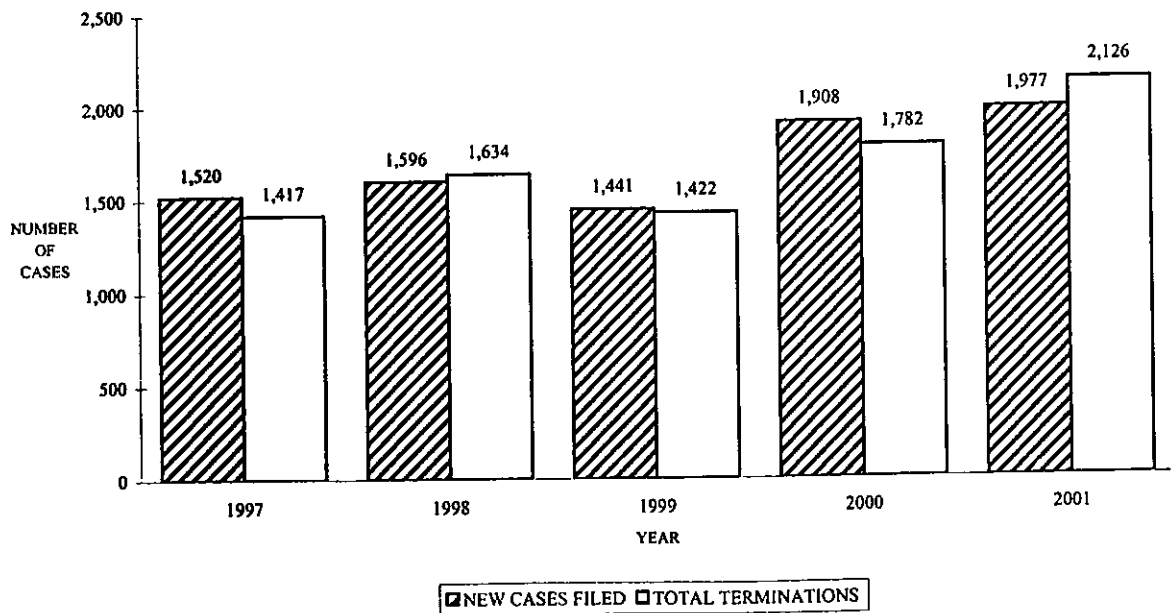
COUNTY COURTS
F.E.D. TERMINATIONS
2001

COURT	JURY TRIAL	COURT TRIAL	DEFAULT HEARING BY JUDGE	DEFAULT HEARING BY MAGISTRATE	DISMISSAL FOR WANT OF PROSECUTION	OTHER DISMISSALS	TRANSFERRED OUT	PRIVATE JUDGE REFERRAL	UNAVAILABLE OF PARTY	BANKRUPTCY		TOTAL TERMINATIONS
										STAY / INTER-LOCUTORY APPEAL	OTHER TERMINATIONS	
ADAMS	0	0	63	0	22	0	0	0	0	0	0	85
ASHTABULA (E)	0	0	21	0	0	21	0	0	0	0	0	42
ASHTABULA (W)	0	0	46	0	0	65	0	0	0	0	0	111
BELMONT (E)	0	0	43	0	0	25	0	0	0	0	5	73
BELMONT (N)	0	15	47	0	0	24	0	0	0	0	4	90
BELMONT (W)	0	0	20	0	0	23	0	0	0	0	1	44
BROWN	0	2	115	0	0	63	0	0	0	0	1	181
BUTLER #1	0	0	0	53	2	32	0	0	0	1	0	88
BUTLER #2	0	0	13	73	16	349	0	0	0	4	0	455
BUTLER #3	0	0	2	359	0	216	2	0	0	1	0	580
CARROLL	0	0	30	0	0	11	0	0	4	1	0	46
COLUMBIANA (E)	0	0	33	0	0	27	3	0	0	0	0	63
COLUMBIANA (NW)	0	0	37	0	0	29	12	0	0	0	0	78
COLUMBIANA (SW)	0	0	17	0	0	12	2	0	1	0	0	32
DARKE	0	0	114	0	0	18	0	0	0	0	2	134
ERIE	0	0	11	0	0	12	0	0	0	0	0	23
FULTON (E)	0	0	38	0	0	48	0	0	0	0	0	86
FULTON (W)	0	0	67	0	0	27	0	0	0	0	0	94
HARRISON	0	3	22	0	0	11	0	0	0	0	0	36
HIGHLAND	0	0	29	0	0	3	0	0	0	0	0	32
HOLMES	0	0	22	0	0	6	0	0	0	0	10	38
JEFFERSON #1	0	0	9	0	0	2	1	0	1	0	0	13
JEFFERSON #2	0	0	27	0	0	11	0	0	1	0	1	40
JEFFERSON #3	0	0	9	0	0	4	0	0	0	0	0	13
MAHONING #2	0	2	61	7	0	63	0	0	1	1	10	145
MAHONING #3	0	0	21	0	0	10	0	0	0	0	0	31
MAHONING #4	0	6	137	24	0	247	0	0	1	5	11	431
MAHONING #5	0	0	16	0	0	4	0	0	0	0	2	22
MEIGS	0	0	23	0	0	10	0	0	0	0	0	33
MONROE	0	0	0	0	0	0	0	0	0	0	0	0
MONTGOMERY #1	1	0	341	0	1	68	0	0	0	1	0	412
MONTGOMERY #2	0	9	300	0	0	113	0	0	0	2	3	427
MORGAN	4	0	14	2	0	9	4	0	0	0	2	35
MORROW	1	2	34	0	0	14	0	0	0	0	0	51
MUSKINGUM	0	0	99	0	0	0	0	0	0	0	0	99
NOBLE	0	0	11	0	1	0	0	0	0	0	0	12
PAULDING	0	0	16	0	0	4	0	0	0	0	0	20
PERRY	0	1	73	0	30	14	0	0	0	0	6	124
PIKE	0	0	53	0	0	14	0	0	0	0	44	111
PUTNAM	1	0	2	0	0	5	0	1	0	0	19	28
SANDUSKY #1	0	0	24	0	0	9	0	0	0	0	1	34
SANDUSKY #2	0	0	8	0	7	9	0	0	0	0	0	24
TRUMBULL (C)	0	0	16	0	7	16	0	0	0	0	0	39
TRUMBULL (E)	0	0	34	0	0	1	1	0	0	0	0	36
TUSCARAWAS	0	0	110	0	0	46	0	0	0	0	1	157
VINTON	0	0	13	0	0	4	0	0	0	0	0	17
WARREN	0	2	14	74	0	24	0	0	0	0	8	122
STATEWIDE	7	42	2,255	592	86	1,723	25	1	9	16	131	4,887

COUNTY COURTS - F.E.D. CASES
STATEWIDE NEW CASES FILED AND TOTAL TERMINATIONS COMPARISON
1997 - 2001



COUNTY COURTS - OTHER CIVIL CASES
STATEWIDE NEW CASES FILED AND TOTAL TERMINATIONS COMPARISON
1997 - 2001



COUNTY COURTS
OTHER CIVIL OVERALL CASELOADS
2001

<u>COURT</u>	<u>CASES PENDING JANUARY 1</u>	<u>NEW FILINGS</u>	<u>REACTIVATIONS AND TRANSFERS</u>	<u>TOTAL CASES</u>	<u>TOTAL TERMIN- ATIONS</u>	<u>CLEARANCE RATE</u>	<u>CASES PENDING DECEMBER 31</u>	<u>CASES PENDING BEYOND TIME GUIDELINES</u>
ADAMS	7	5	0	12	8	160.0%	4	1
ASHTABULA (E)	11	36	0	47	45	125.0%	2	0
ASHTABULA (W)	1	3	1	5	4	100.0%	1	0
BELMONT (E)	1	8	0	9	7	87.5%	2	0
BELMONT (N)	0	0	1	1	1	100.0%	0	0
BELMONT (W)	0	0	0	0	0	-	0	0
BROWN	105	281	3	389	278	97.9%	111	2
BUTLER #1	5	12	0	17	14	116.7%	3	0
BUTLER #2	26	8	1	35	30	333.3%	5	0
BUTLER #3	39	29	0	68	44	151.7%	24	0
CARROLL	47	132	1	180	136	102.3%	44	0
COLUMBIANA (E)	1	8	1	10	8	88.9%	2	0
COLUMBIANA (NW)	1	2	0	3	3	150.0%	0	0
COLUMBIANA (SW)	1	0	0	1	1	-	0	0
DARKE	1	12	0	13	10	83.3%	3	0
ERIE	11	14	0	25	18	128.6%	7	0
FULTON (E)	37	262	0	299	241	92.0%	58	0
FULTON (W)	54	368	0	422	346	94.0%	76	0
HARRISON	1	2	0	3	3	150.0%	0	0
HIGHLAND	2	2	0	4	2	100.0%	2	0
HOLMES	4	5	0	9	8	160.0%	1	0
JEFFERSON #1	0	1	0	1	1	100.0%	0	0
JEFFERSON #2	0	0	0	0	0	-	0	0
JEFFERSON #3	2	5	0	7	5	100.0%	2	1
MAHONING #2	5	15	0	20	14	93.3%	6	12
MAHONING #3	2	0	0	2	1	-	1	1
MAHONING #4	5	9	0	14	9	100.0%	5	2
MAHONING #5	9	10	2	21	12	100.0%	9	28
MEIGS	27	5	0	32	4	80.0%	28	25
MONROE	73	69	2	144	114	160.6%	30	2
MONTGOMERY #1	8	152	0	160	157	103.3%	3	0
MONTGOMERY #2	0	89	1	90	90	100.0%	0	0
MORGAN	2	3	0	5	4	133.3%	1	0
MORROW	8	5	0	13	6	120.0%	7	0
MUSKINGUM	5	14	0	19	17	121.4%	2	0
NOBLE	4	11	0	15	15	136.4%	0	0
PAULDING	84	243	5	332	278	112.1%	54	0
PERRY	3	10	0	13	10	100.0%	3	25
PIKE	20	5	0	25	14	280.0%	11	10
PUTNAM	2	6	0	8	7	116.7%	1	0
SANDUSKY #1	0	9	0	9	9	100.0%	0	0
SANDUSKY #2	5	6	0	11	7	116.7%	4	0
TRUMBULL (C)	0	0	0	0	0	-	0	0
TRUMBULL (E)	1	1	0	2	1	100.0%	1	0
TUSCARAWAS	15	9	0	24	21	233.3%	3	0
VINTON	27	85	0	112	89	104.7%	23	2
WARREN	7	26	2	35	34	121.4%	1	0
STATEWIDE	669	1,977	20	2,646	2,126	106.5%	520	111

47

**COUNTY COURTS
OTHER CIVIL TERMINATIONS
2001**

COURT	JURY TRIAL	COURT TRIAL	DEFAULT HEARING BY JUDGE	DEFAULT HEARING BY MAGISTRATE	DISMISSAL		TRANS-FERRED OUT	PRIVATE JUDGE REFERRAL	UNAVAIL-ABILITY OF PARTY	BANKRUPTCY		TOTAL TERMIN-ATIONS
					FOR WANT OF PROS-ECUTION	OTHER DISMIS-SALS				STAY / INTER-LOCUTORY APPEAL	OTHER TERMIN-ATIONS	
ADAMS	0	0	6	0	1	1	0	0	0	0	0	8
ASHTABULA (E)	0	0	36	0	0	5	0	0	0	0	4	45
ASHTABULA (W)	0	0	2	0	0	1	0	0	0	0	1	4
BELMONT (E)	0	0	4	0	0	2	0	0	0	0	1	7
BELMONT (N)	0	0	0	0	0	0	0	0	1	0	0	1
BELMONT (W)	0	0	0	0	0	0	0	0	0	0	0	0
BROWN	1	16	205	0	0	46	2	0	0	2	6	278
BUTLER #1	0	0	11	0	1	2	0	0	0	0	0	14
BUTLER #2	0	0	7	0	0	0	0	0	0	0	23	30
BUTLER #3	0	0	34	0	0	6	0	0	0	0	4	44
CARROLL	0	0	93	0	1	38	1	0	1	2	0	136
COLUMBIANA (E)	0	0	6	1	0	0	1	0	0	0	0	8
COLUMBIANA (NW)	0	0	3	0	0	0	0	0	0	0	0	3
COLUMBIANA (SW)	0	0	0	0	0	1	0	0	0	0	0	1
DARKE	0	0	9	0	0	0	0	0	0	0	1	10
ERIE	0	0	13	0	0	5	0	0	0	0	0	18
FULTON (E)	0	0	196	0	0	44	0	0	0	1	0	241
FULTON (W)	0	0	284	0	0	62	0	0	0	0	0	346
HARRISON	0	0	2	0	0	1	0	0	0	0	0	3
HIGHLAND	0	0	1	0	0	0	0	0	0	0	1	2
HOLMES	0	0	8	0	0	0	0	0	0	0	0	8
JEFFERSON #1	0	0	1	0	0	0	0	0	0	0	0	1
JEFFERSON #2	0	0	0	0	0	0	0	0	0	0	0	0
JEFFERSON #3	0	0	3	1	0	1	0	0	0	0	0	5
MAHONING #2	0	0	6	2	0	4	0	0	1	0	1	14
MAHONING #3	0	0	0	0	0	1	0	0	0	0	0	1
MAHONING #4	0	0	1	1	0	1	0	0	0	0	6	9
MAHONING #5	0	1	2	1	0	6	0	0	0	0	2	12
MEIGS	0	0	1	0	0	3	0	0	0	0	0	4
MONROE	0	1	58	0	0	2	0	0	0	0	53	114
MONTGOMERY #1	2	0	2	0	0	3	0	0	0	0	150	157
MONTGOMERY #2	0	0	2	0	0	0	0	0	0	0	88	90
MORGAN	0	0	0	0	0	1	2	0	0	0	1	4
MORROW	0	2	4	0	0	0	0	0	0	0	0	6
MUSKINGUM	0	0	17	0	0	0	0	0	0	0	0	17
NOBLE	0	0	1	0	13	1	0	0	0	0	0	15
PAULDING	0	1	237	0	0	38	0	0	0	2	0	278
PERRY	0	0	5	0	3	0	0	0	0	0	2	10
PIKE	0	0	3	0	0	2	0	0	0	0	9	14
PUTNAM	0	0	0	0	0	1	0	0	0	0	6	7
SANDUSKY #1	0	0	9	0	0	0	0	0	0	0	0	9
SANDUSKY #2	0	0	5	0	1	1	0	0	0	0	0	7
TRUMBULL (C)	0	0	0	0	0	0	0	0	0	0	0	0
TRUMBULL (E)	0	0	1	0	0	0	0	0	0	0	0	1
TUSCARAWAS	0	4	12	0	0	1	0	0	0	0	4	21
VINTON	0	0	77	0	0	11	0	0	1	0	0	89
WARREN	0	1	1	20	0	4	1	0	0	0	7	34
STATEWIDE	3	26	1,368	26	20	295	7	0	4	7	370	2,126

47

COUNTY COURTS
SMALL CLAIMS OVERALL CASELOADS
2001

<u>COURT</u>	<u>CASES PENDING JANUARY 1</u>	<u>NEW FILINGS</u>	<u>REACTIVATIONS AND TRANSFERS</u>	<u>TOTAL CASES</u>	<u>TOTAL TERMIN- ATIONS</u>	<u>CLEARANCE RATE</u>	<u>CASES PENDING DECEMBER 31</u>	<u>CASES PENDING BEYOND TIME GUIDELINES</u>
ADAMS	22	81	0	103	89	109.9%	14	5
ASHTABULA (E)	23	191	2	216	196	101.6%	20	7
ASHTABULA (W)	29	139	0	168	126	90.6%	42	0
BELMONT (E)	13	174	0	187	156	89.7%	31	10
BELMONT (N)	40	276	1	317	272	98.2%	45	0
BELMONT (W)	47	261	0	308	285	109.2%	23	0
BROWN	67	194	0	261	227	117.0%	34	1
BUTLER #1	49	166	0	215	161	97.0%	54	0
BUTLER #2	47	49	2	98	72	141.2%	26	0
BUTLER #3	77	217	0	294	219	100.9%	75	0
CARROLL	15	247	1	263	254	102.4%	9	0
COLUMBIANA (E)	23	135	1	159	101	74.3%	58	0
COLUMBIANA (NW)	33	138	1	172	136	97.8%	36	0
COLUMBIANA (SW)	15	49	0	64	30	61.2%	34	0
DARKE	63	320	0	383	338	105.6%	45	1
ERIE	7	42	0	49	47	111.9%	2	0
FULTON (E)	38	274	1	313	294	106.9%	19	3
FULTON (W)	68	546	0	614	547	100.2%	67	0
HARRISON	17	85	0	102	86	101.2%	16	1
HIGHLAND	5	31	0	36	31	100.0%	5	0
HOLMES	147	523	0	670	567	108.4%	103	0
JEFFERSON #1	4	64	0	68	58	90.6%	10	0
JEFFERSON #2	9	133	0	142	120	90.2%	22	0
JEFFERSON #3	12	77	0	89	72	93.5%	17	5
MAHONING #2	75	374	1	450	358	95.5%	92	3
MAHONING #3	14	46	0	60	51	110.9%	9	5
MAHONING #4	57	594	8	659	534	88.7%	125	10
MAHONING #5	51	165	3	219	164	97.6%	55	5
MEIGS	130	202	0	332	153	75.7%	179	130
MONROE	78	100	2	180	163	159.8%	17	4
MONTGOMERY #1	61	243	0	304	272	111.9%	32	0
MONTGOMERY #2	33	445	3	481	397	88.6%	84	0
MORGAN	11	57	0	68	57	100.0%	11	0
MORROW	98	278	0	376	246	88.5%	130	0
MUSKINGUM	28	164	1	193	164	99.4%	29	0
NOBLE	1	61	0	62	57	93.4%	5	0
PAULDING	98	391	2	491	393	100.0%	98	15
PERRY	18	255	0	273	253	99.2%	20	0
PIKE	98	144	0	242	168	116.7%	74	50
PUTNAM	27	256	0	283	247	96.5%	36	0
SANDUSKY #1	17	207	0	224	206	99.5%	18	0
SANDUSKY #2	8	34	0	42	34	100.0%	8	0
TRUMBULL (C)	32	176	0	208	186	105.7%	22	0
TRUMBULL (E)	11	117	0	128	105	89.7%	23	0
TUSCARAWAS	28	224	0	252	206	92.0%	46	2
VINTON	18	66	0	84	51	77.3%	33	10
WARREN	36	184	10	230	187	96.4%	43	2
STATEWIDE	1,898	9,195	39	11,132	9,136	98.9%	1,996	269

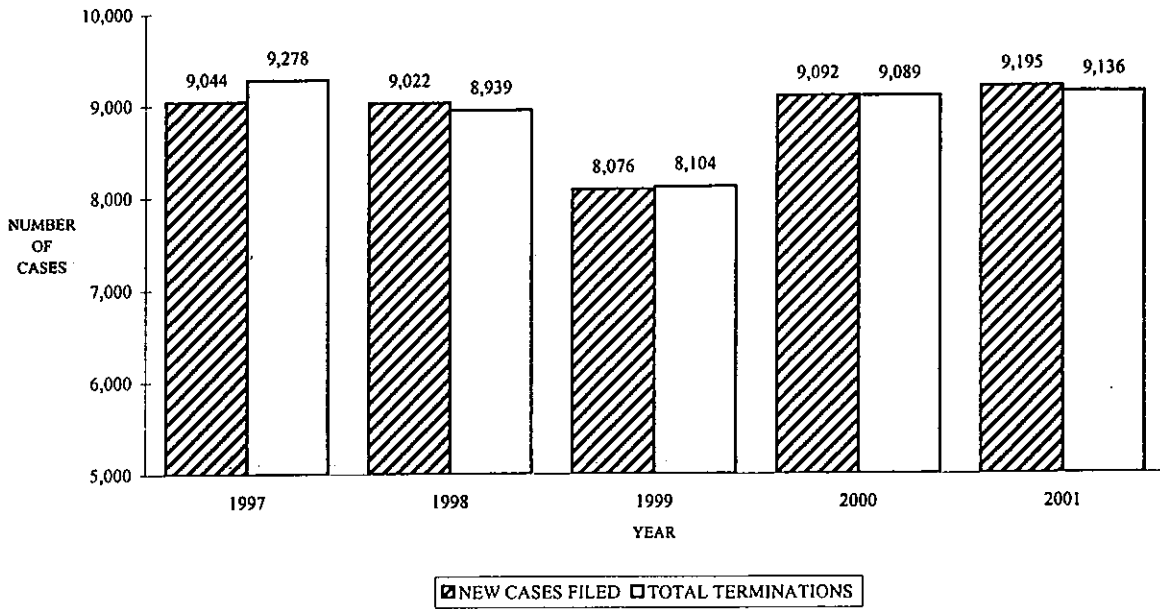
47

COUNTY COURTS
SMALL CLAIMS TERMINATIONS
2001

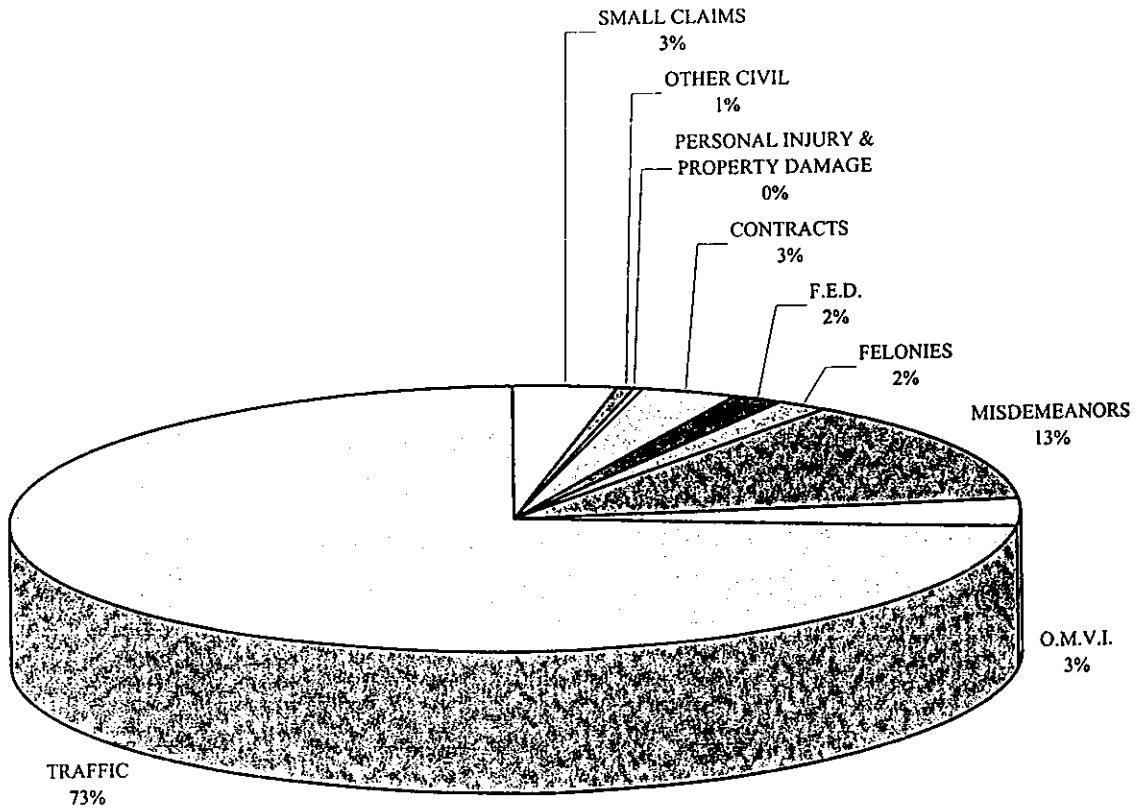
<u>COURT</u>	<u>HEARING BY JUDGE</u>	<u>HEARING BY MAGISTRATE</u>	<u>TRANSFER TO REGULAR CIVIL DOCKET</u>	<u>DISMISSAL FOR WANT OF PROSECUTION</u>	<u>OTHER DISMISSALS</u>	<u>UNAVAILABILITY OF ACCUSED</u>	<u>BANKRUPTCY STAY/INTERLOCUTORY APPEAL</u>	<u>OTHER TERMINATIONS</u>	<u>TOTAL TERMINATIONS</u>
ADAMS	56	0	0	25	4	0	2	2	89
ASHTABULA (E)	127	0	1	0	57	1	1	9	196
ASHTABULA (W)	76	0	0	0	50	0	0	0	126
BELMONT (E)	127	0	0	0	17	0	0	12	156
BELMONT (N)	190	0	0	0	69	0	4	9	272
BELMONT (W)	186	0	0	0	89	0	4	6	285
BROWN	157	0	0	0	68	0	0	2	227
BUTLER #1	0	82	3	5	69	0	0	2	161
BUTLER #2	8	43	1	1	14	0	0	5	72
BUTLER #3	2	149	10	5	48	0	2	3	219
CARROLL	151	0	1	0	102	0	0	0	254
COLUMBIANA (E)	51	0	11	0	38	0	1	0	101
COLUMBIANA (NW)	77	0	7	11	41	0	0	0	136
COLUMBIANA (SW)	14	0	9	0	7	0	0	0	30
DARKE	219	0	0	0	112	0	4	3	338
ERIE	32	0	0	0	14	0	1	0	47
FULTON (E)	219	1	0	0	74	0	0	0	294
FULTON (W)	414	0	0	0	133	0	0	0	547
HARRISON	55	0	0	0	29	0	2	0	86
HIGHLAND	21	0	0	0	10	0	0	0	31
HOLMES	354	0	0	0	196	0	0	17	567
JEFFERSON #1	36	0	0	0	15	5	0	2	58
JEFFERSON #2	87	0	0	0	28	0	1	4	120
JEFFERSON #3	10	0	17	0	9	5	1	0	72
MAHONING #2	156	49	0	0	130	0	2	21	358
MAHONING #3	41	0	0	0	9	0	0	1	51
MAHONING #4	283	95	1	0	141	0	8	6	534
MAHONING #5	102	0	0	0	54	0	1	7	164
MEIGS	104	0	0	0	47	0	1	1	153
MONROE	77	2	0	1	5	0	1	77	163
MONTGOMERY #1	170	0	9	1	83	0	0	9	272
MONTGOMERY #2	232	0	11	0	141	0	2	11	397
MORGAN	30	0	0	0	25	0	1	1	57
MORROW	157	6	2	6	75	0	0	0	246
MUSKINGUM	164	0	0	0	0	0	0	0	164
NOBLE	35	1	0	16	5	0	0	0	57
PAULDING	296	0	0	0	92	0	5	0	393
PERRY	179	0	0	42	29	0	1	2	253
PIKE	75	0	0	0	42	0	0	51	168
PUTNAM	153	0	0	0	86	4	1	3	247
SANDUSKY #1	157	0	0	0	45	0	0	4	206
SANDUSKY #2	22	0	0	0	11	0	0	1	34
TRUMBULL (C)	129	0	5	10	42	0	0	0	186
TRUMBULL (E)	84	0	2	0	18	0	0	1	105
TUSCARAWAS	140	0	0	0	64	0	0	2	206
VINTON	41	0	0	0	8	2	0	0	51
WARREN	43	115	0	0	26	0	0	3	187
STATEWIDE	5,569	543	90	123	2,471	17	46	277	9,136

47

**COUNTY COURTS - SMALL CLAIMS CASES
STATEWIDE NEW CASES FILED AND TOTAL TERMINATIONS COMPARISON
1997 - 2001**



**COUNTY COURTS
NEW CASES FILED COMPARISON
2001**



DEFINITIONS

The following definitions are adapted from the implementation manual published pursuant to the Supreme Court Rules of Superintendence. They apply only to terms that are found both on the report forms submitted to the Supreme Court of Ohio and on the summary tables included in the Ohio Courts Summary.

COURTS OF COMMON PLEAS, MUNICIPAL COURTS, AND COUNTY COURTS

Admission Uncontested cases terminated by admission, default, or agreement.

Adult Cases R.C. 2919.24 Juvenile court cases brought against an adult who is the defendant accused of contributing to the neglect, unruliness, or delinquency of a minor.

All Others Any case that cannot appropriately be recorded in a listed category.

Bankruptcy Stay/Interlocutory Appeal Cases in which a bankruptcy stay has been issued or an interlocutory appeal taken. Once the stay is removed or the case remanded, the case is reactivated.

Certification/Waiver Granted Juvenile delinquency cases transferred for criminal prosecution to the appropriate court having jurisdiction of the offense; more commonly referred to as "bindovers".

Change of Custody Post-decree domestic relations cases in which the court must adjudicate a motion for change of custody, including requests for change of custody based upon an election of the child and cases where custody is contested. Juvenile cases are included where there is an application for writ of habeas corpus involving the custody of a child or where a motion for change of custody is filed pursuant to Juv. R. 10(A).

Clearance Rate In all case types, clearance rate is a statistical calculation that compares the number of cases filed during the year to the number of cases terminated during the same year. It is determined by dividing the total number of terminations by the total number of new filings, reactivations and transfers. It is expressed as a percentage. For example, if 50 terminations and 100 total filings are reported then the clearance rate would be 50%.

Court Trial A case is considered terminated by trial to the court (i.e. judge) if judgment is rendered after the first witness is sworn.

Criminal Cases in which a person is charged with violation of a state law or local ordinance other than a traffic law or ordinance. For purposes of tracking the age of the case for these reports, the case begins at arraignment.

Default Cognovit judgments and default judgments in civil cases.

Default/Uncontested Domestic relations cases in which there is no responsive pleading filed or the defendant fails to appear in person or through counsel.

Delinquency Juvenile cases filed concerning a delinquent child, as defined by R.C. 2152.02.

Dependency, Neglect, or Abuse Juvenile cases concerning the neglected child, as defined by R.C. 2151.03; the dependent child, as defined by R.C. 2151.04; or the abused child, as defined by R.C. 2151.031.

Dismissals Before or after pre-trial conference, but prior to the swearing of the first witness, the case is dismissed by the judge or prosecutor with or without prejudice.

Dismissals for Want of Prosecution (Civil Cases) or Lack of Speedy Trial (Criminal Cases) Cases dismissed pursuant to R.C. 2945.73 or Sup. R. 40 for want of prosecution within the prescribed time limits. This termination line does not track criminal cases dismissed for want of prosecution.

Dissolution of Marriage Domestic relations cases in which a petition for dissolution of marriage has been filed pursuant to R.C. 3105.63, with or without minor children.

Diversion or Arbitration Criminal cases where diversion has been granted after arraignment on the indictment or information, but not as a condition of a sentence placing the accused on probation. In civil cases in which the court has adopted a mandatory arbitration rule, the referral of the case to arbitration does not constitute a termination. A case is reported as terminated by arbitration after a report and award have been filed and the period for the filing of an appeal or exception has run.

Domestic Violence Domestic violence actions filed as separate cases pursuant to R.C. 3113.31. This does not include miscellaneous matters filed in pending cases such as motions to evict.

Guilty/No Contest Plea to Reduced Charge Criminal cases terminated by the acceptance of a plea of guilty or no contest to a reduced charge. The change of plea must occur prior to the swearing of the jury or the swearing of the first witness in a court trial.

Jury Trial A case is considered terminated by jury trial if judgment is rendered after the jury is sworn regardless of the outcome of the trial.

Mediation/Conciliation Domestic relations cases in which a petition for conciliation has been filed or a referral to mediation has been made. Petition or referral seeks to defer further action and prevents or suspends proceedings for divorce, annulment, or alimony.

Motion for Permanent Custody Juvenile cases in which a complaint or motion for permanent custody has been filed when custody is contested. This does not include voluntary placements.

Other Civil Cases Civil cases that are not included within any of the other categories. Ancillary proceedings are not reported as cases.

Parentage Cases brought pursuant to R.C. Chapter 3111., the Uniform Parentage Act. Once paternity is established, the parentage case is considered terminated for reporting purposes.

Personal Injury Civil cases in which the principal issue is liability for, or the amount of damages to be received for, allegedly tortious conduct resulting in personal injury.

Support Enforcement/Modification Post-decree domestic relations cases in which it is alleged that there has been disobedience of, or resistance to, a lawful judgment of the court requiring the payment of support. A case is reported only once, regardless of the number of pending motions.

Traffic Cases dealing with matters involving traffic offenders. Juveniles, as defined by R.C. 2152.02, and adult traffic cases include any violation of state law or local ordinance arising out of the use of a motor vehicle except those involving OMVI charges.

Transfer to Another Judge or Court Cases terminated by virtue of transferring the case from one judge to another judge within the same division of a court by an assignment of the administrative judge or by transferring the case to another court. This action constitutes complete divestment of responsibility by the original judge.

Trial by Judge Contested matters terminated as a result of a hearing conducted by a judge.

Trial by Magistrate Contested cases settled or dismissed, or in which the accused changes plea after the first witness has been sworn. This category is limited to substantive hearings held by a magistrate.

Unavailability of Accused for Trial or Sentencing Cases terminated when a defendant is unavailable due to mental status, incarceration on other charges, or flight from custody. The mere

failure of the accused to appear at the time the case is set for trial or hearing does not, in itself, authorize termination by reason of unavailability.

Unruly Juvenile cases concerning unruly children, as defined by R.C. 2151.022.

U.I.F.S.A. Cases brought pursuant to R.C. Chapter 3115, the Uniform Interstate Family Support Act, that are handled by the domestic relations or juvenile divisions, including cases initiated in Ohio and cases in which Ohio is the responding state.

Visitation Enforcement/Modification Post-decree domestic relations cases in which it is alleged there has been disobedience of, or resistance to, lawful judgment of the court relative to child visitation rights. A case is listed only once, regardless of the number of pending motions.

Voluntary Dismissal Voluntary withdrawal of a pending domestic relations action, for any reason, by the person who originally filed the cause or action.

Workers' Compensation Appeals filed under R.C. 4123.512, including noncompliance actions by the state for recovery of benefits or of premiums, and mandamus actions arising from claims or awards.

MUNICIPAL AND COUNTY COURTS ONLY

DEFINITIONS FOR COMMON PLEAS COURTS APPLY TO MUNICIPAL AND COUNTY COURTS WITH THE FOLLOWING ADDITIONS:

F.E.D. (Forcible Entry and Detainer) A summary proceeding initiated under R.C. 1923. or 5321. for restoring possession of real property to one who is wrongfully kept out or has been wrongfully deprived of possession.

Felony A felony is defined by R.C. 2901.02 and Crim. R. 2 as an offense specifically classified as a felony, regardless of penalty, or an offense in which imprisonment for more than one year can be imposed. When transferred to the common pleas court, these cases will be reported as criminal cases by the receiving court.

Misdemeanors A misdemeanor is defined by R.C. 2901.02 and Crim. R. 2 as an offense specifically classified as a misdemeanor, or an offense in which imprisonment for not more than one year can be imposed. While traffic offenses fall within this definition, they are reported as OMVI or other traffic offenses (see below) and not as misdemeanors.

O.M.V.I. (Operating a Motor Vehicle while Intoxicated). Cases that include a violation of R.C. 4511.19 or of any local ordinance that prohibits operating a motor vehicle while under the influence of alcohol or any drug of abuse.

Other Traffic A misdemeanor charged under a statute or an ordinance arising out of the use of any type of vehicle that is generally used on the roads of the state, except an OMVI offense. Parking violations are not included in this category or anywhere else in the *Ohio Courts Summary*.

Small Claims Civil actions brought under R.C. 1925. for the recovery of small debts and accounts, not exceeding two thousand dollars, exclusive of interest and costs.

Transfer This category includes cases bound over to a grand jury as a result of waiver of a preliminary hearing, small claims cases transferred to the regular civil docket, and cases transferred to the individual docket of a judge under Sup. R. 36.

Trial/Hearing by Judge Felony cases bound over to a grand jury as a result of a preliminary hearing and other cases terminated in particular sessions by a judge.

Violations Bureau This termination type includes misdemeanor and other traffic cases terminated by payment of a fine at a Traffic Violations Bureau.